




## 2-ROW & 4-ROW PEANUT COMBINES



33-SERIES  
3300 & 3350

**KELLEY MANUFACTURING CO.**


80 Vernon Drive / Zip 31794  
P.O. Drawer 1467 / Zip 31793  
Tifton, GA

Tel: 229-382-9393  
Toll Free: 1-800-444-5449  
Fax: 229-382-5259  
Email Address: [info@kelleymfg.com](mailto:info@kelleymfg.com)

PART NO. 33-PB-01  
Printing Date: JUNE 1995  
Reprint Date: MARCH 2002



**2-ROW MACHINES**

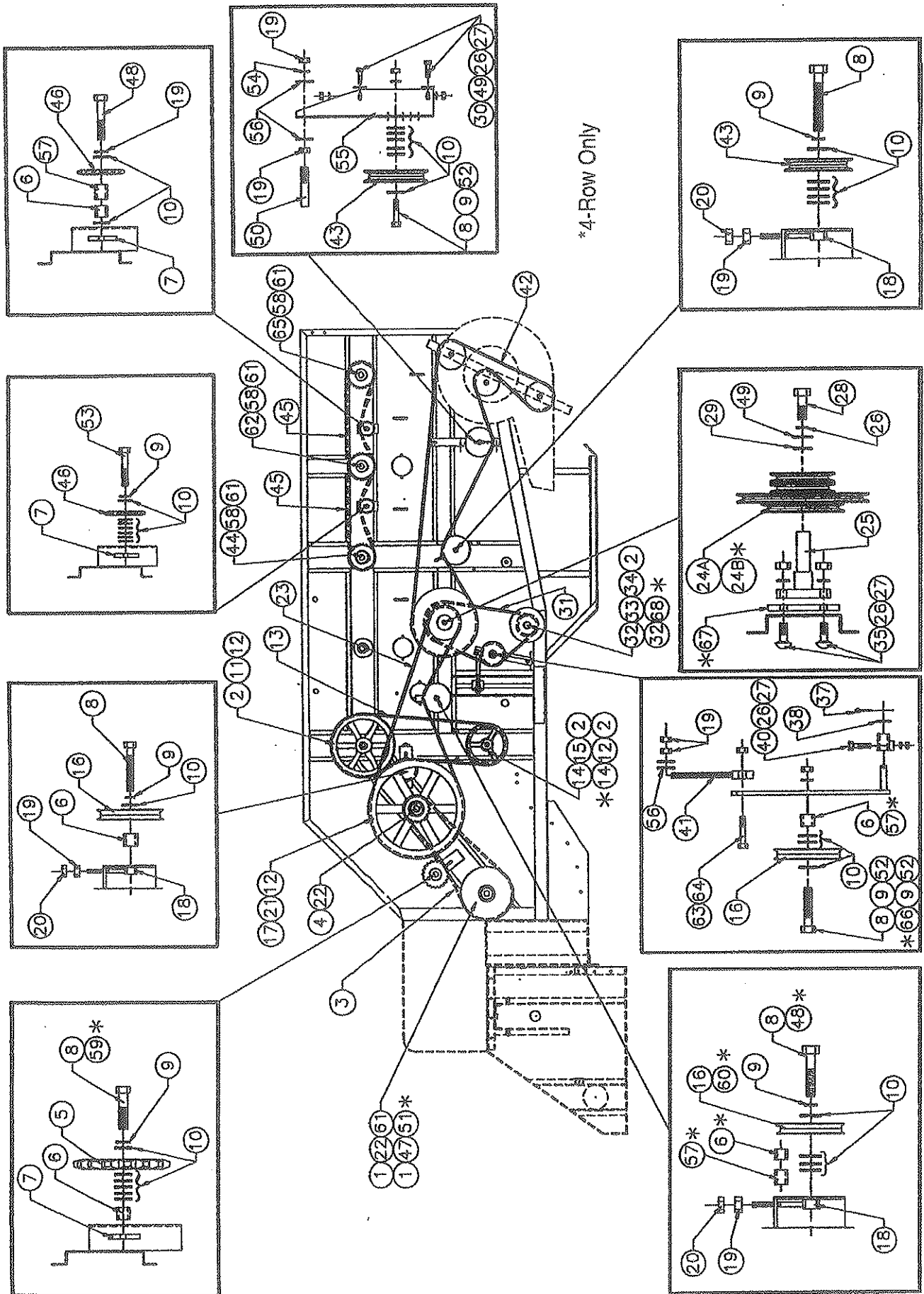


**4-ROW MACHINES**

## TABLE OF CONTENTS

Left Side Drives (2-Row & 4-Row) .....	2-3
Right Side Drives (2-Row & 4-Row) .....	4-5
Header Jackshaft Assembly (2-Row) .....	6
Pick-Up Drives (2-Row) & Header Drive Assembly (4-Row) .....	6-7
Tongue Assembly (2-Row) .....	8
Tongue and Gear Box Support (2-Row) .....	9
Header Pick-UP (2-Row) .....	10
Upper Header (4-Row) .....	11
Lower Header (4-Row) .....	12
Pick-Up Assembly (4-Row) .....	13
Tongue (4-Row) .....	14
Hydraulic Group (2-Row & 4-Row) .....	15
Frame Assembly (2-Row & 4-Row) .....	16
#1, 2, and #3 Cylinder Concave Group (2-Row & 4-Row) .....	17
#4, 5, 6, and #7 Cylinder Groups (2-Row & 4-Row) (1-Row) .....	18
Stripper Bar Assembly (2-Row & 4-Row) .....	18
#1 Cylinder (2-Row & 4-Row) .....	19
#2 Cylinder (2-Row & 4-Row) .....	19
#3 and #4 Cylinder Groups (2-Row & 4-Row) .....	20
#5, #6, and #7 Cylinder Groups (2-Row & 4-Row) .....	21
Pan and Eccentric Support Assembly (2-Row & 4-Row) .....	22-23
Stemmer Top and Bottom (2-Row & 4-Row) .....	24-25
Conveyor Group (2-Row & 4-Row) .....	26-30
Main Fan Assembly (2-Row & 4-Row) .....	32-33
Screen and Tailboard (2-Row & 4-Row) .....	33
Air Lift Fan Assembly (2-Row & 4-Row) .....	34-35
Axle Assembly (2-Row & 4-Row) .....	35-36
Tank Group (2-Row & 4-Row) .....	37-40
2-1/2 x 30 Stroke Cylinder (2-Row) .....	41
2-1/2 x 36 Stroke Cylinder (4-Row) .....	42
3 x 6 Stroke Cylinder (2-Row) .....	43
3-1/2 x 6 Stroke Cylinder (4-Row) .....	43
Rear Shield Group (2-Row & 4-Row) .....	44-45
Rear Hood Assembly (2-Row & 4-Row) .....	45
Pedestal Shaft (540 and 1000 RPM) (2-Row & 4-Row) .....	46-47
Gear Box (540 and 1000 RPM) (2-Row & 4-Row) .....	48
Constant Velocity Driveline (2-Row & 4-Row) .....	49-51
Standard Driveline (4-Row) .....	52
Vine Spreader (2-Row & 4-Row) .....	53
Vine Hold Down Kit (2-Row & 4-Row) .....	54
Lower Hydraulic Header .....	55
Upper Hydraulic Header .....	56-57
Hydraulic Header Wiring .....	58
Pump Bracket .....	59

# LEFT SIDE DRIVES (2-Row and 4-Row)



# LEFT SIDE DRIVES (2-Row and 4-Row)

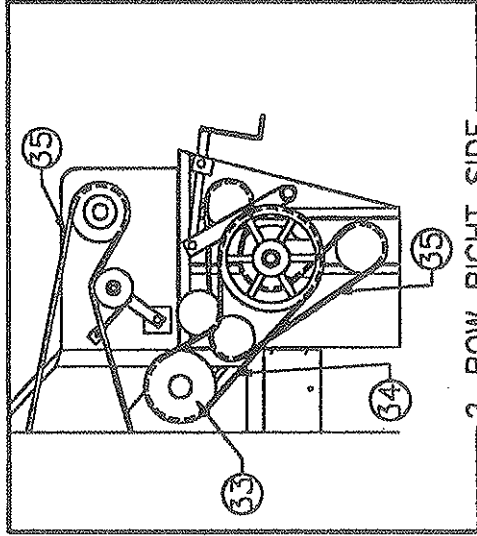
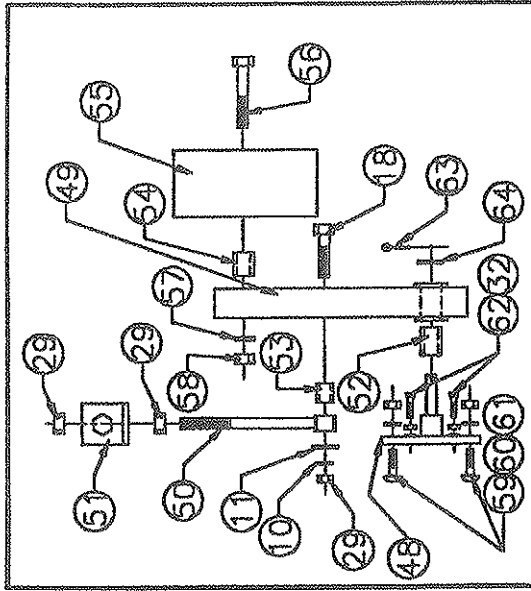
ITEM	PART NO.	SERIAL NO. OR YR	DESCRIPTION	QTY.	
				2R	4R
1	33-052-053	(1990- )	60Q64 Sprocket, 1-3/4	1	-
2	33-052-056	(1990- )	80R48 Sprocket, 1-15/16	-	1
3	27-026-015	(1987- )	Key 3/8 x 1-5/8	3	3
	33-052-004	(1987- )	RC60-120 Chain	1	-
	33-052-030	(1989- )	RC30H-88P Chain	-	1
4	33-052-055	(1990- )	60Q25 Sprocket 1-3/4B	1	-
	33-052-054	(1990- )	80Q19 Sprocket 1-3/4B	-	1
5	33-052-019	(1987- )	60-27T Sprocket Idler	1	-
	33-052-021	(1989- )	80-20T Sprocket Idler	-	1
6	33-024-048	(1987- )	Spacer Idler, 3/4	5	4
7	33-023-098	(1987- )	Block Idler	3	3
8	48-091000		Capscrew, 5/8 x 3 Grd. 5 Plt'd.	6	(4)
9	66-010300		Lockwasher, 5/8	8	8
10	62-010250		Flatwasher, 5/8	27	36
11	33-053-031	(1987- )	Sheave (1C-16.0 T.L.)	1	1
12	33-053-033	(1987- )	Bushing (SF-QD, 1-3/4B)	1	3
13	33-053-025	(1987- )	V-Belt (C-108, 9)	1	1
14	33-053-042	(1988-1991)	Sheave (1C-10.5 T.L.)	1	1
	33-053-075	(1987- )	Sheave (1C-12.0 S.F.)	1	1
15	33-053-034	(1987- )	Bushing (SF-QD 1-7/16B)	1	-
16	33-053-023	(1987- )	Idler Sheave, FC 5.5	3	2
17	33-026-127	(1989- )	Key, 3/8 x 4-1/2	1	1
18	33-080-085	(1987- )	Drawbolt, Idler	3	3
19	68-010250		Hex Nut, 1/2	7	7
20	70-010100		Jam Nut, 1/2	3	3
21	33-053-007	(1987- )	Sheave (1C 24.4 T.L.)	1	(1)
	33-053-094	(1995- )	Sheave 2C-24.0	-	1
22	33-053-028	(1987- )	Taber Bushing Q1-1-3/4	3	1
23	33-053-023	(1987- )	V-Belt (C-146, 9)	1	2
24A	33-081-110	(1990- )	Jackshaft Sheaves Assy 2R-90	1	-
	*33-051-012	(1987- )	1" Bore Brg. w/Collar	2	2
	*33-053-055	(1990- )	Sheave (1C 11.0-3.75)	1	1
	33-053-047	(1988- )	Sheave (1B 15.0-3.75)	1	-
	*33-053-046	(1988- )	Sheave (1C 8.5-3.75)	1	1
	*33-080-245	(1988- )	Jackshaft Sheave Hub	1	1
	*33-024-108	(1988- )	Outer Ring	1	1
	*48-090275		Capscrew, 3/8 x 3-1/4 Grd. 5 Plt'd.	6	6
	*72-010050		Locknut, 3/8	6	6
24B	33-081-067	(1989-1994)	Jackshaft Sheaves w/Brg. (4R)	-	(1)
	33-051-193	(1995- )	Jackshaft Sheaves	-	1
	*33-053-069	(1990- )	Sheave (C 17.0-3.75)	1	(1)
25	33-080-064	(1987-1994)	Jackshaft Weldment	-	1
	33-080-813	(1995- )	Jackshaft	-	1
26	66-010150		Lockwashers, 3/8	9	9
27	68-010150		Hex Nut, 3/8	6	7
28	48-090100		Capscrew, 3/8 x 1 Grd. 5 Plt'd.	1	1
29	62-010150		Flatwasher, 7/16	1	1

ITEM	PART NO.	SERIAL NO. OR YR	DESCRIPTION	QTY.	
				2R	4R
30	48-090150		Capscrew, 3/8 x 1-1/4 Grd. 5 Plt'd.	2	2
31	03-053-031	(1987- )	V-Belt, HC-72	1	1
32	33-053-054	(1988-1994)	Separator Fan Sheave	(1)	(1)
	33-053-116	(1995- )		1	1
33	54-010170	(-1994)	Seiscrew, 3/8 x 1	(2)	(2)
34	70-010050	(-1994)	Jam Nut, 3/8	(2)	(2)
35	52-050040		Carriage, Sc. 3/8 x 1-1/4 G.5	4	4
36	33-080-067	(1987- )	Idler Arm, Separator Fan	1	1
37	76-010100		Cotter Pin, 3/16 x 1-1/2	1	1
38	62-010370		Flatwasher, 1	1	1
39	33-080-068	(1987- )	Idler Support	1	1
40	48-090170		Capscrew, 3/8 x 1-1/2 G.5 Plt'd.	2	2
41	33-026-115	(1988-1991)	Fan Idler Rod	1	1
	33-080-526	(1992- )	Draw Bolt, Idler Arm	1	1
42	33-053-024	(1987- )	V-Belt (HBB-200.9)	1	-
	33-053-071	(1990- )	V-Belt (HCC-210)	-	1
43	33-053-016	(1987-1994)	Idler Sheave, VC-7.3	2	(2)
	33-053-119	(1995- )	Idler, VC-7.3 Dbl. Row	-	2
44	33-052-043	(1990- )	60Q26 Sprocket, 1-7/16B	2	1
45	33-052-005	(1987- )	RC60-86P Chain	2	2
46	33-052-015	(1987- )	60-15T Sprocket Idler	2	2
47	33-053-058	(1990- )	Taber Bushing, RI-1-15/16	-	1
48	48-091050		Capscrew, 5/8 x 4 G.5 Plt'd.	1	2
49	62-010100		Flatwasher, 3/8	3	3
50	33-026-097	(1988- )	Stub Idler	1	1
51	33-026-128	(1989- )	Key, 1/2 x 2-1/2 (4-Row Only)	-	1
52	68-010300		Hex Nut, 5/8	2	2
53	48-090984		Capscrew, 5/8 x 2-1/2	2	3
54	66-010250		Lockwasher, 1/2	1	1
55	33-027-381	(1988- )	Idler Brkt. Air Lift Fan	1	1
56	62-010200		Flatwasher, 1/2	1	1
57	33-024-057	(1987- )	Spacer Idler 1"	4	4
58	33-053-063	(1990- )	Taber Bushing, Q1 - 1-7/16	1	3
59	48-091050		Capscrew, 5/8 x 3-1/2 Grd. 5 Plt.	3	3
60	33-053-070	(1990-1994)	1 x 8 Idler Sheave	-	(1)
	33-053-118	(1995- )	2 x 8 Idler	-	1
61	33-026-087	(1987- )	Key, 3/8 x 2-1/2	4	3
62	33-052-046	(1990- )	60Q2626 Sprocket	1	1
63	48-090920		Capscrew, 5/8 x 1-3/4	1	1
64	72-040050		Locknut, 5/8 Jam	1	1
65	33-052-063		Sprocket	-	1
66	48-091048		Capscrew 5/8 x 3-1/4	-	1
67	33-023-063		Plate, Jackshaft	-	1
68	33-053-117	(1995- )	Taber Bushing, SFQD 1-11/16	-	1

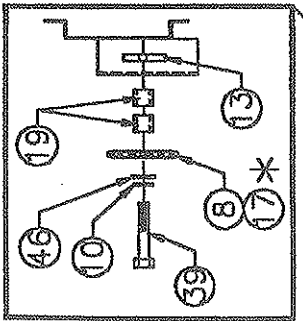
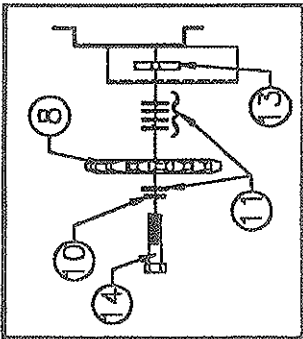
\*These items Make Up 33-081-067.

# RIGHT SIDE DRIVES

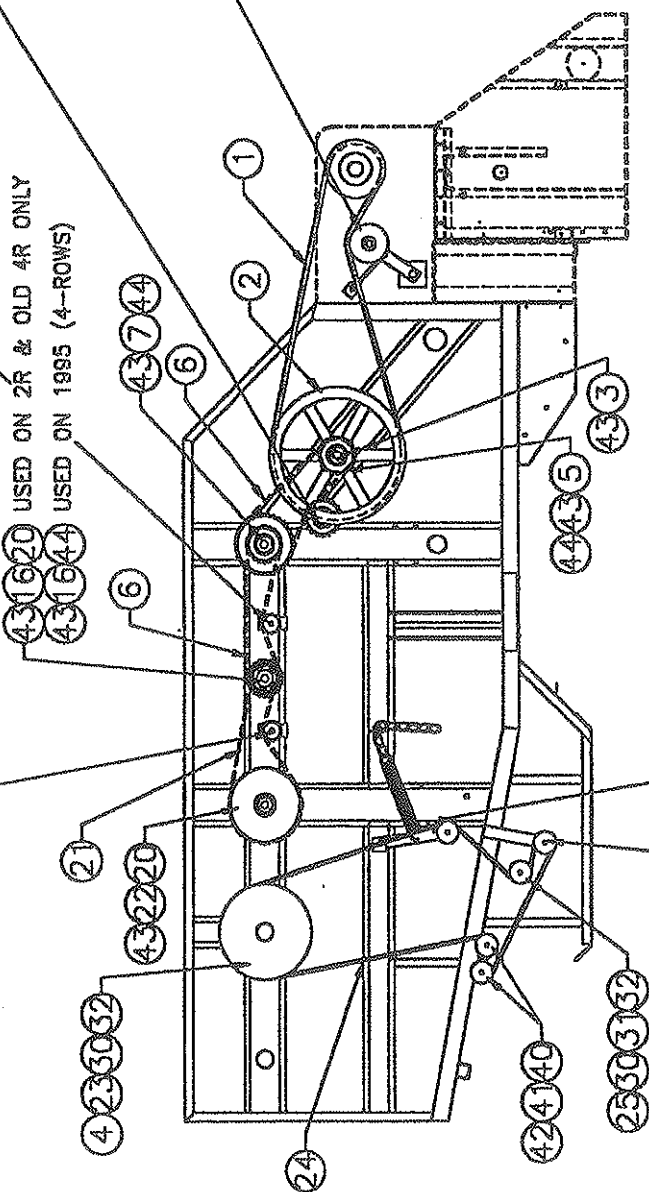
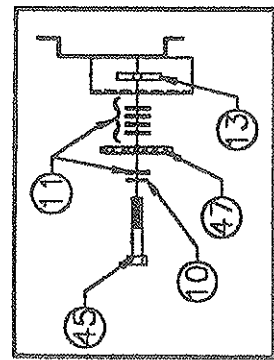
(2-Row and 4-Row)



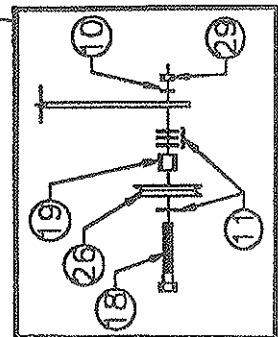
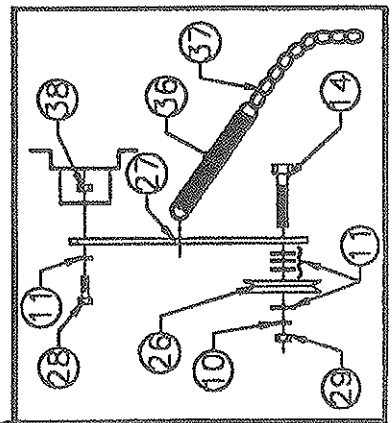
2-R-ROW RIGHT SIDE



431620 USED ON 2R & OLD 4R ONLY  
431644 USED ON 1985 (4-R-ROWS)



NOTE: NO RIGHT SIDE LOWER HEADER DRIVES ON 4-R-ROW.



\* USED ON 4-R-ROW ONLY



# RIGHT SIDE DRIVES (2-Row and 4-Row)

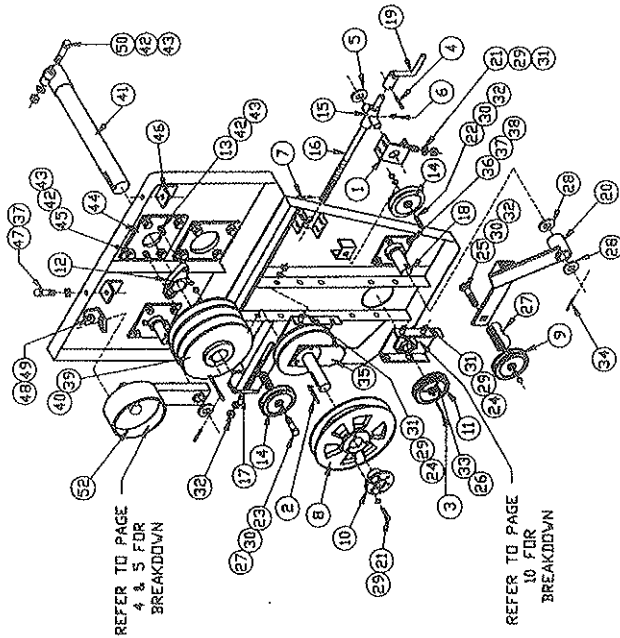
ITEM	PART NO.	SERIAL NO. OR YR.	DESCRIPTION	QTY.	
				2R	4R
1	33-053-026	(1987- )	Powerband, 3C-160-9	1	1
2	33-053-083	(1987- )	Powerband (HYD. Header Only)	-	1
3	33-053-005	(1987- )	Sheave (3C 240-R)	1	1
4	33-053-029	(1987- )	Taper Bushing	1	1
5	27-026-015	(1987- )	Key, 3/8 x 1-5/8	1	1
6	33-052-045	(1990- )	80Q20 Sprocket	1	1
7	33-052-003	(1987- )	RC80-68P Chain	1	2
	33-052-047	(1990- )	8033Q6027 Sprocket, 1-3/4	1	-
	33-052-049	(1990- )	80Q3320 Sprocket, 1-3/4	-	1
8	33-052-021	(1987- )	80-20T Sprocket Idler	1	1
9	48-091000		Capscrew, 5/8 x 3 Grd. 5 Plt'd.	2	-
*10	66-010300		Lockwasher, 5/8	7	6
*11	62-010250		Flatwasher, 5/8	15	20
12	33-024-048	(1987- )	Spacer, Idler, 3/4	3	-
13	33-023-098	(1987- )	Block Idler	3	3
14	48-090985		Capscrew, 5/8 x 2-3/4	-	2
15	33-052-002	(1987- )	RC60-91P Chain	1	-
16	33-052-048	(1990- )	60Q2026 Sprocket	1	-
	33-052-050	(1990- )	6020Q8020, Sprocket	-	1
17	33-052-052	(1990- )	80A12 Sprocket Idler	-	1
*18	48-091050		Capscrew, 5/8 x 3-1/2 Grd. 5 Plt'd	3	2
19	33-024-057	(1987- )	Spacer Idler, 1	2	3
20	33-053-063	(1990- )	Taper Bushing Ql-1-7/16	2	2
21	33-052-001	(1987- )	RC60-98P Chain	1	1
22	33-052-044	(1990- )	60Q54 Sprocket, 1-7/16	1	1
23	33-053-006	(1987- )	Sheave (1B 16.0-F 1.43 PS)	1	-
	33-053-064	(1990- )	Sheave (1B 17.0-F 1.43 PS)	-	1
24	33-053-030	(1987- )	V-Belt (HBB 182.9)	1	1
25	33-053-003	(1987-1990)	Sheave (1B 5.5-F 1.0 PS)	1	(1)
	33-053-052	(1991- )	Sheave (1B4.6-1" B)	-	1
26	33-053-002	(1987- )	Belt Idler (1B 4.0-V-625 PS)	2	2
27	33-023-100	(1987- )	Idler Arm Auger	1	1
28	48-090910		Capscrew, 5/8 x 1-1/4, Grd. 5 Plt'd.	1	1
*29	68-010300		Hex Nut, 5/8	8	5
30	54-010170		Setcrew, 3/8 x 1	4	4
31	03-026-138	(1989- )	Key, 1/4 x 1-1/4	1	1

ITEM	PART NO.	SERIAL NO. OR YR.	DESCRIPTION	QTY.	
				2R	4R
32	70-010050		Jam Nut, 3/8	7	7
33	33-053-017	(1987-1988)	Variable Pitch Sheave Assy.	(1)	-
	33-053-053	(1989- )	Variable Pitch Sheave	1	-
34	33-053-049	(1988- )	V.S. Drive Belt (85.6)	1	-
35	33-053-050	(1988- )	V-Belt CC-105	1	-
36	15-050-002	(1987- )	Spring, 1 x 7-1/4 Ext.	1	1
37	03-050-004	(1987- )	Chain, 3/16 Proof-18 Links	1	-
38	72-020050		Locknut, 5/8	1	1
39	48-091060		Capscrew, 5/8 x 4 Grd. 5 Plt'd	1	1
40	33-053-043	(1988- )	Sheave, (1B 5.5-8.75)	2	2
41	54-010025		Setcrew, 5/16 x 1 Grd. 5 Plt'd.	4	4
42	70-010025		Jam Nut, 5/16	4	4
43	33-026-087	(1987- )	Key, 3/8 x 2-1/2	5	5
44	33-053-028	(1987- )	Taper Bushing, Ql-1-3/4	2	2
45	48-090984		Capscrew, 5/8 x 2-1/2 Grd. 5 Plt'd.	-	1
46	62-020040		Flatwasher, 5/8 SAE	-	1
47	33-052-015	(1987- )	60-15T Sprocket, Idler	2	2
48	33-080-532		Idler Pivot, 1992	1	1
*49	▲33-080-558		Idler Arm, '93	1	1
*50	33-080-557		Draw Bolt, 12"	1	1
*51	33-080-201		Anchor, Tension Rod	1	1
52	▲33-050-026		Bushing	1	1
*53	33-024-100		Bushing	1	1
*54	33-024-205		Spacer, Idler Arm	1	1
*55	03-081-017		7" Belt Idler Assy.	1	1
*56	48-091475		Carscrew, 3/4 x 5	1	1
*57	66-010350		Lockwasher, 3/4	1	1
*58	68-010350		Hexnut, 3/4	1	1
59	52-050040		Carr. Bolt, 3/8 x 1-1/4	4	4
60	66-010150		Lockwasher, 3/8	4	4
61	68-010150		Hexnut, 3/8	4	4
62	54-010171		Setcrew, 3/8 x 1-1/4	3	3
*63	76-010100		Cotter Pin, 3/16 x 1-1/2	1	1
64	62-020050		Flatwasher, 1" SAE	1	1

\*These parts make up 33-081-118.

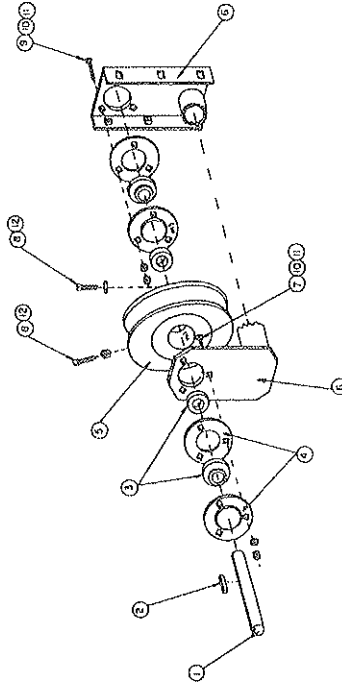
▲These parts make up 33-081-192.

# PICK-UP DRIVE (2-Row)



ITEM	PART NO.	SERIAL NO. OR YR.	DESCRIPTION	QTY.
1	33-022-288	(1988- )	Trunnion Mount	1
2	03-025-016	(1987- )	Key, 1/4 x 2	1
3	03-026-198	(1987- )	Key, 1/4 x 1-1/4	1
4	02-050-008	(1987- )	Roll Pin, 3/8 x 1-1/2	1
5	02-050-008	(1987- )	Washer, 1 x 1-1/2 x 10 GA.	1
6	33-056-078	(1988- )	Fitting, 1/4 - 28 (90)	1
7	33-056-078	(1988- )	Roll Pin, 3/8 x 1	1
8	33-053-018	(1987- )	Companion Sheave	1
9	33-055-040	(1987- )	Idler - V.S.	1
10	33-053-044	(1988- )	Taper Bushing, SK 1-3/16	1
11	33-053-030	(1988- )	Sheave (IC 6.25 - F 1.25 PS)	1
12	33-051-011	(1987- )	1-1/2 Flange Brg. Unit	1
13	52-050150	(1987- )	Carriage Screw, 1/2 x 1-3/4	2
14	33-053-016	(1987- )	7.3 Idler Sheave	1
15	33-057-008	(1988- )	Trunnion, 2-3/4	1
16	02-080-051	(1988- )	Gauge Wheel Screw	1
17	33-080-085	(1987- )	Draw Bolt Idler	1
18	33-080-191	(1988- )	Idler Pivot	1
19	33-080-280	(1988- )	Handle Rod Weldment	1
20	33-081-053	(1988- )	Variable Belt Idler & Bushing	1
21	48-090038	(1988- )	Capacrew, 5/16 x 2 G. 5 Pli'd	7
22	48-090050	(1988- )	Capacrew, 3/8 x 3-1/2 G. 5 Pli'd	1
23	48-091050	(1988- )	Capacrew, 5/8 x 1 G. 5 Pli'd	1
24	52-050010	(1988- )	Carriage Screw, 5/16 x 1 G. 5	7
25	52-050074	(1988- )	Carriage Screw, 5/16 x 3-1/2	1
26	54-010150	(1988- )	Setcrew, 3/8 x 7/8 Sq. Hd.	2
27	62-010250	(1988- )	Flatwasher, 5/8 Sld.	11
28	62-020050	(1988- )	Flatwasher, 1" SAE	3

ITEM	PART NO.	SERIAL NO. OR YR.	DESCRIPTION	QTY.
29	68-010100	(1988- )	Lockwasher, 5/16	11
30	68-010300	(1988- )	Lockwasher, 5/8	3
31	68-010100	(1988- )	Hex Nut, 5/16	8
32	68-010300	(1988- )	Hex Nut, 5/8	2
33	70-010051	(1988- )	Jam Nut, 3/8	2
34	76-010100	(1988- )	Contar. Pin, 3/16 x 1-1/2	1
35	33-081-072	(1988- )	Jack Shaft Assembly	1
36	68-010150	(1988- )	Hex Nut, 3/8	4
37	68-010150	(1988- )	Lockwasher, 3/8	5
38	52-050040	(1987- )	Carriage Screw, 3/8 x 1-1/4	4
39	33-050-004	(1987- )	Main Drive Sheave - 10.4"	1
40	33-050-027	(1987- )	Taper Bushing Pl - 1-1/2	1
41	33-080-244	(1988- )	Output Shaft	1
42	68-010250	(1988- )	Lockwasher, 1/2	7
43	68-010250	(1988- )	Hex Nut, 1/2	7
44	33-023-167	(1987- )	Plate Bearing Mount	1
45	52-050125	(1987- )	Carriage Screw, 1/2 x 1-1/4	4
46	33-080-205	(1987- )	Pipe Clamp Bracket	2
47	48-090170	(1988- )	Capacrew, 3/8 x 1-1/2	2
48	48-090592	(1988- )	Capacrew, 1/2 x 1-1/4	1
49	72-010100	(1988- )	Locknut, 1/2	1
50	48-090650	(1988- )	Capacrew, 1/2 x 3	1
51	62-010300	(1988- )	Flatwasher, 3/4	2
52	33-081-118	(1988- )	Refer to page 4 & 5	1



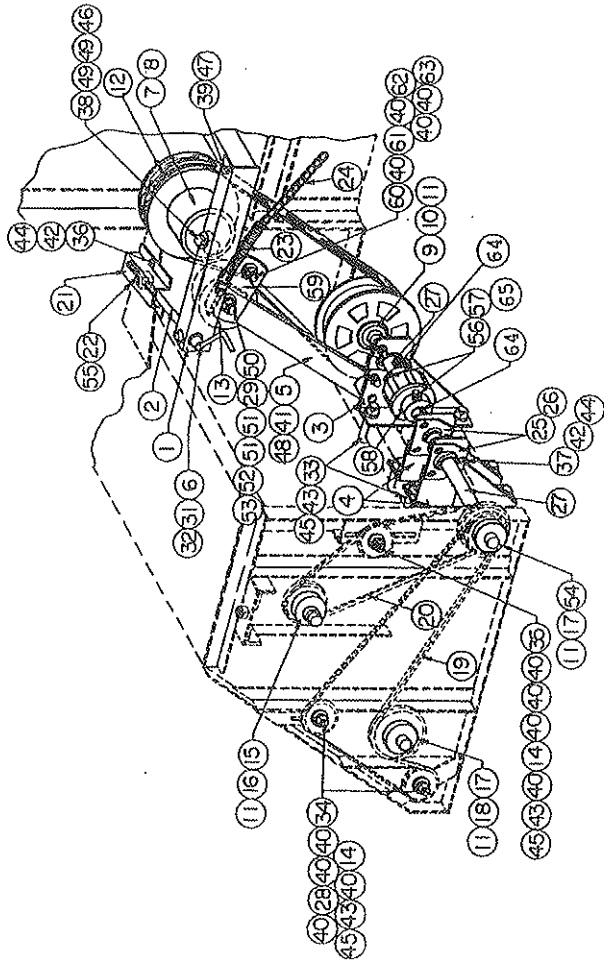
# HEADER JACKSHAFT ASSEMBLY (33-081-072) (1989- )

ITEM	PART NO.	SERIAL NO. OR YR.	DESCRIPTION	QTY.
1	03-026-086	(1987- )	Cylinder Drive Shaft	1
2	03-026-138	(1987- )	Key, 1/4 x 1-1/4	1
3	03-051-022	(1987- )	Bearing, 1-3/16 w/Collar	2
4	03-051-020	(1987- )	#62 MSTR 3H Flange	4
5	03-053-036	(1987- )	Sheave (IC 10.375 1.188P.S)	1
6	33-080-307	(1988- )	Jackshaft Bracket	1
7	52-030250	(1988- )	Carriage Screw, 3/8 x 1 Grd. 2	3
8	54-010150	(1988- )	Setcrew, 3/8 x 7/8 Sq. Hd.	2
9	60-010050	(1988- )	Plow Bolt, 3/8 x 1 #3 Reg. Hd.	3
10	66-010150	(1988- )	Lockwasher, 3/8 Pli'd	6
11	68-010150	(1988- )	Hex Nut, 3/8 Pli'd	6
12	70-010051	(1988- )	Jam Nut, 3/8 Pli'd	2



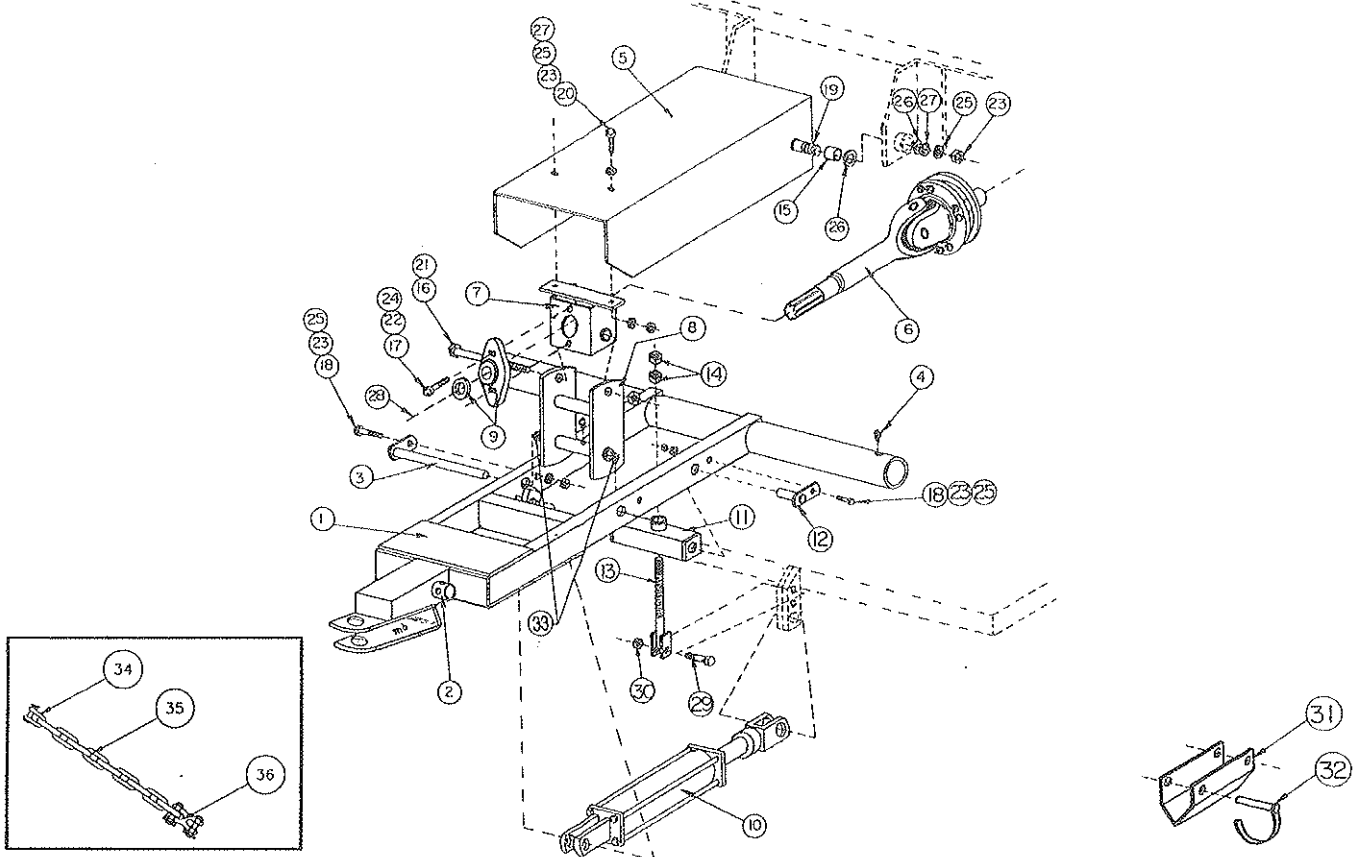
# HEADER DRIVE ASSEMBLY (4-Row)

ITEM	PART NO.	SERIAL NO. OR YR.	DESCRIPTION	QTY.
18	33-052-057		60Q30 Sprocket	1
19	33-052-058		RC-60H, 151P Chain	1
20	33-052-059		RC-60H, 85P Chain	1
21	33-027-753		Trunnion Brace	1
22	33-026-059		Trunnion - Threaded	1
23	15-050-002		Spring, 1 x 7y-1/4 Ext.	1
24	03-050-004		Chain, 3/16" Link (18)	1
25	03-051-016		1-1/4 Brg. & Collar	3
26	03-051-024		#72, 3-Hole Flange	6
27	33-026-183		Jackshaft - Header	2
28	33-024-057		Spacer, 1"	2
29	04-024-058		Spacer	1
31	02-050-006		Spirol Pin, 3/8 x 1-1/2	1
32	02-050-008		Washer, 1 x 1-1/2 x 10 GA.	1
33	16-050-001		"UP" Bolts	6
34	52-050374		Carriage Bolt, 5/8 x 3-1/2	2
35	52-030850		Carriage Screw, 5/8 x 2-1/2	1
36	52-050035		Carriage Screw, 3/8 x 1	2
37	52-050040		Carriage Screw, 3/8 x 1-1/4	9
38	48-090315		Capscrew, 3/8 x 4 Grd. 5 Plt'd	1
39	48-090850		Capscrew, 1/2 x 4 Grd. 5 Plt'd	1
40	82-010250		Flatwasher, 5/8	16
41	62-020050		Flatwasher, 1" SAE	1
42	66-010150		Lockwasher, 3/8	11
43	66-010300		Lockwasher, 5/8	15
44	68-010150		Hex Nut, 3/8	11
45	68-010300		Hex Nut, 5/8	15
46	72-010050		Locknut, 3/8 Plt'd	1
47	72-010100		Locknut, 1/2 Plt'd	1
48	76-010100		Cotter Pin, 3/16 x 1-1/2	1
49	62-010100		Flatwasher, 3/8	2
50	52-050450		Carriage Screw, 3/4 x 5	1
51	62-010300		Flatwasher, 3/4	2
52	66-010350		Lockwasher, 3/4	1
53	68-010350		Hex Nut, 3/4	1
54	33-052-051		Sprocket 60Q2822	1
55	02-050-005		Grease Fitting, 1/4-28	1
56	54-010170		Setscrew, 3/8 x 1	2
57	70-010051		Jam Nut, 3/8	4
58	33-050-115 (1991) 33-050-131 (1992- )		1991 Slip Clutch Slip Clutch	(1)
59	33-080-475		Idler Plate Weldment	1
60	48-091202		Capscrew, 5/8 x 6-1/2	1
61	33-024-198		Belt Idler Tube	1
62	70-010140		Jam Nut, 5/8	1
63	72-020050		Locknut, 5/8	1
64	32-026-007		Drive Key	1
65	54-010552		Setscrew, 3/8 x 1 Half Dog Point	2



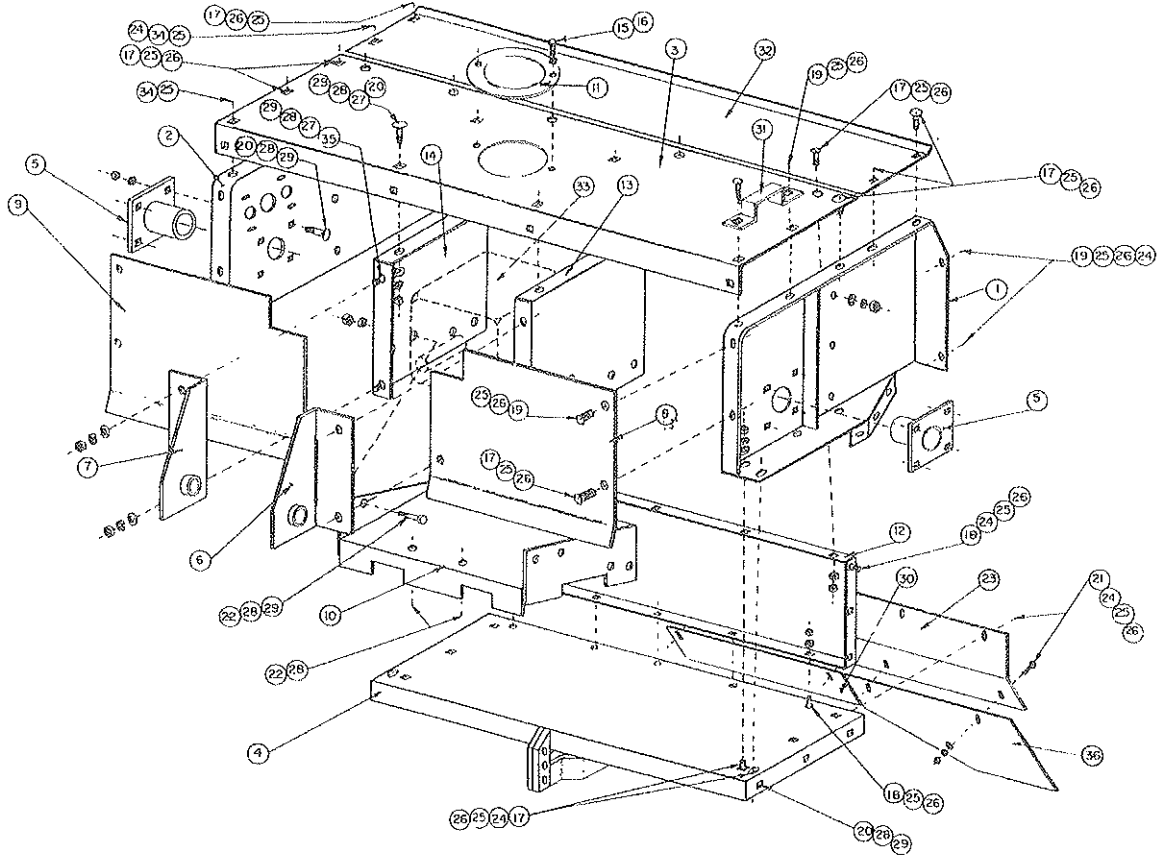
ITEM	PART NO.	SERIAL NO. OR YR.	DESCRIPTION	QTY.
1	33-080-453		V.S. Cover Weldment	1
2	33-080-458		Gauge Wheel Screw	1
3	33-080-480		Jackshaft Brkt w/Stub	1
4	33-080-481		Jackshaft Support	2
5	33-081-113		V.S. Take-Up Bar Assy.	1
6	33-080-362		Handle	1
7	33-053-066 (-1994)		Variable Pitch Sheave	(1)
8	33-053-114 (1995- )		Variable Pitch Sheave	1
9	27-026-015 (-1994)		Key, 3/8 x 1-5/8	(1)
10	33-053-115 (1995- )		1-5/8 Collet	1
11	33-053-059		Companion Sheave	1
12	33-053-060		Taper Bushing, SF-QD 1-1/4	1
13	03-026-016		Key, 1/4 x 2	4
14	33-053-073		2" V.S. Drive Belt (91.5)	1
15	33-053-072		Idler - V.S. 1991	1
16	33-052-015		60-15T Idler	2
17	03-052-011		60-15T Sprocket	1
18	03-052-039		PI Taper Bushing w/1-1/4 B	1
19	33-053-067		Taper Bushing	2

# TONGUE ASSEMBLY (2-Row)



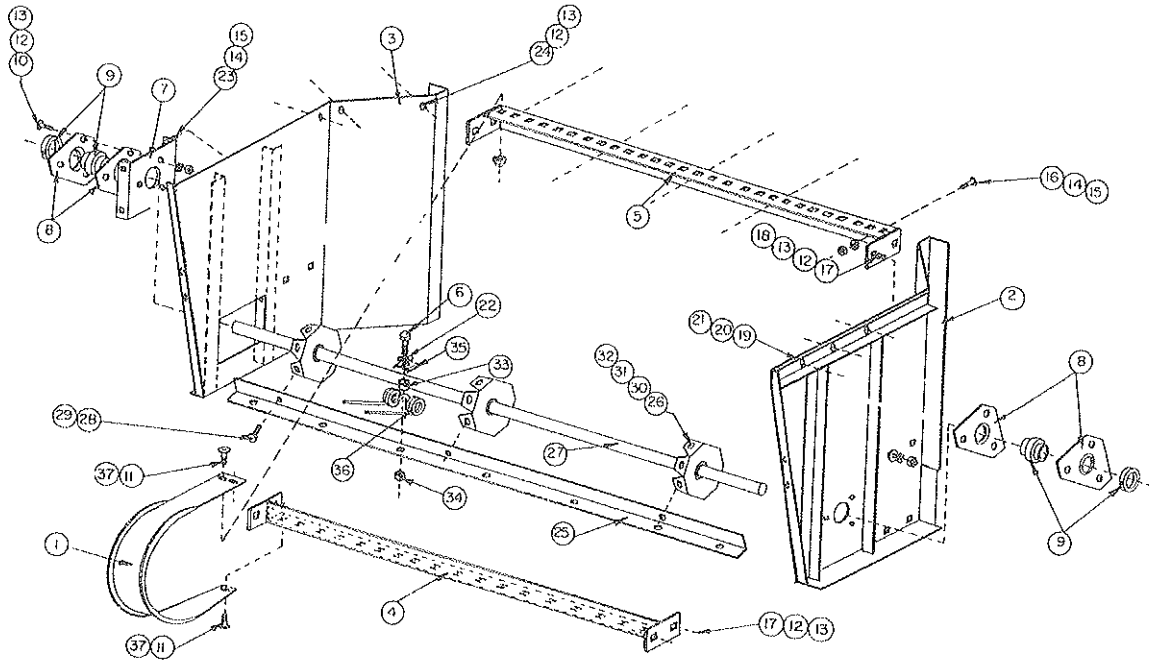
ITEM	PART NO.	SERIAL NO. OR YR.	DESCRIPTION	QTY.
1	33-080-246	(1988- )	Tongue (1988)	1
2	18-050-014	(1987- )	Jackstand	1
3	33-080-249	(1988- )	Pivot Pin	1
4	31-050-020	(1987- )	Grease Fitting	3
5	33-027-428	(1988- )	PTO Shield	1
6	33-055-063	(1989- )	Pedestal Shaft	1
7	33-080-247	(1988- )	P.S. Bearing Mount	1
8	33-080-248	(1988- )	Pedestal Support	1
9	33-051-010	(1987- )	1-3/8 Flange Bearing Unit	1
10	33-061-024	(1988- )	Cylinder (3 x 6)	1
11	33-080-459	(1990- )	Transport, Tube — 1990	1
12	33-080-460	(1990- )	Transport Pivot Pin	2
13	33-080-461	(1990- )	Tongue Stop Rod — 1990	1
14	70-010250		Jam Nut, 1	2
15	04-024-007	(1987- )	Bushing, 5/8 x 3/8 x 3/8	2
16	48-100060		Capscrew, 3/4 x 6-1/2 G.5 Pll'd	1
17	48-090595		Capscrew, 1/2 x 1-1/2 G.5 Pll'd	2
18	48-090240		Capscrew, 3/8 x 2-3/4 G.5 Pll'd	3
19	48-090150		Capscrew, 3/8 x 1-1/4 G.5 Pll'd	2
20	48-090100		Capscrew, 3/8 x 1 G.5 Pll'd	2
21	72-010150		Locknut, 3/4 Grd. "B"	1
22	68-010250		Hex Nut, 1/2	2
23	68-010150		Hex Nut, 3/8	7
24	66-010250		Lockwasher, 1/2	2
25	66-010150		Lockwasher, 3/8	7
26	62-020040		Flatwasher, 5/8 SAE Pll'd	4
27	62-010100		Flatwasher, 3/8 Std.	4
28	33-055-064	(1989- )	Driveline — 540, 89	1
	33-055-065	(1989- )	Driveline — 1000	1
29	48-091375		Capscrew, 3/4 x 3	1
30	72-010150		Locknut, 3/4	1
31	33-027-687	(1989- )	Cylinder Lockout	1
32	33-050-105	(1989- )	Snapper Pin, 5/16 x 2-1/2	2
33	33-050-135		Belleville Washer, 3/8	2
34	33-050-181		Shackle, 3/8 Chain	1
35	33-050-140		Chain, 27 Link Safety	1
36	33-050-139		Double Clevis Link, 3/8	1

# TONGUE AND GEAR BOX SUPPORT (2-Row)



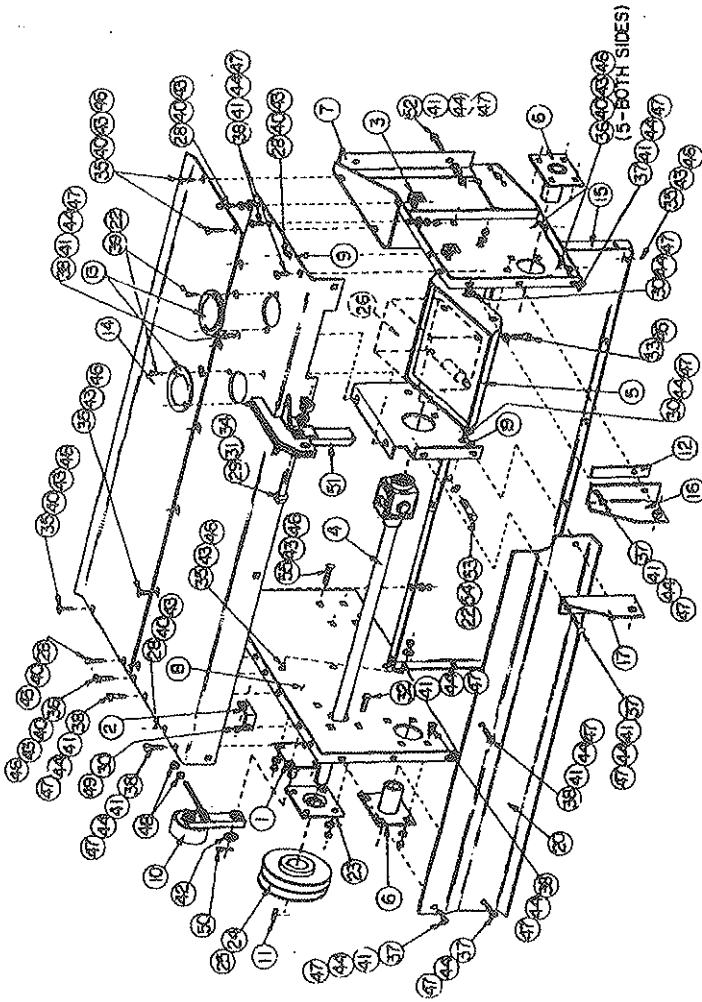
ITEM	PART NO.	SERIAL NO. OR YR.	DESCRIPTION	QTY.
1	33-080-111	(1987- )	Support Tongue — Lt.	1
2	33-080-112	(1987- )	Support Tongue — Rt.	1
3	33-027-278	(1988- )	Support, Top Gear Box	1
4	33-080-256	(1988- )	Assembly Header Tie	1
5	33-080-095	(1987- )	Pivot Assembly	2
6	33-080-466	(1990- )	Shield Support — Lt.	1
7	33-080-467	(1990- )	Shield Support — Rt.	1
8	33-027-308	(1987- )	Lt. Support — Ft. Gear Box	1
9	33-027-309	(1987- )	Rt. Support — Ft. Gear Box	1
10	33-080-199	(1987- )	Mount — Gear Box	1
11	33-027-342	(1987- )	Inspection Cover G.B.	1
12	33-027-196	(1987- )	Bulkhead	1
13	33-027-186	(1987- )	Support, Gear Box, Lt.	1
14	33-027-185	(1987- )	Support, Gear Box, Rt.	1
15	58-020400		Machine Sc. 1/4 x 1/2 Slotted	2
16	33-050-101	(1990- )	1/4-20 Nutserl	2
17	52-050035		Carriage Screw, 3/8 x 1	24
18	52-030200		Carriage Screw, 3/8 x 3/4	10
19	52-050040		Carriage Screw, 3/8 x 1-1/4	5
20	52-050125		Carriage Screw, 1/2 x 1-1/4	18
21	52-030250		Carriage Screw, 3/8 x 1 Grd. 2	10
22	48-090592		Capscrew, 1/2 x 1-1/4	8
23	33-027-445	(1988- )	Baffle — Header	1
24	62-010100		Flatwasher, 3/8	28
25	66-010150		Lockwasher, 3/8	51
26	68-010150		Hex Nut, 3/8	49
27	62-010250		Flatwasher, 1/2	8
28	66-010250		Lockwasher, 1/2	39
29	68-010250		Hex Nut, 1/2	26
30	33-027-684	(1989- )	Baffle Extension, 89	1
31	33-023-257	(1988- )	Access Handle	1
32	33-027-427	(1988- )	Cylinder Cover	1
33	33-054-001	(1987- )	Gear Box, 540 & 1000	1
34	48-090100		Capscrew, 3/8 x 1 Plt'd	2
35	52-050140		Carriage Sc. 1/2 x 1-1/2 G.5 P.	4
36	33-027-550	(1989- )	89 Header Baffle	2

# HEADER PICKUP (2-Row)



ITEM	PART NO.	SERIAL NO. OR YR.	DESCRIPTION	QTY.
1	33-027-129	(1987)	Pick Up Band	(13)
	33-080-471	(1988)	Pick Up Band	(13)
	33-027-525	(1989- )	Pick-Up Band	13
2	33-080-305	(1989- )	L.T. Fender	1
3	33-080-306	(1989- )	RT. Fender	1
4	33-080-308	(1989- )	Lower Band Support	1
5	33-080-309	(1989- )	Top Band Support	1
6	48-090036		Capscrew, 5/16 x 1	42
7	33-027-524	(1989- )	Support Pick-Up Bearing	1
8	03-051-024	(1987- )	#72 MSTR 3H — Flange	4
9	03-051-016	(1987- )	1-1/4 Brg. & Collar	2
10	52-030250		Carriage Screw, 3/8 x 1 Grd. 2 Plt'd	6
11	52-030100		Carriage Screw, 5/16 x 1 G.2	39
12	66-010150		Lockwasher, 3/8	20
13	68-010150		Hex Nut, 3/8	20
14	66-010150		Lockwasher, 5/16	9
15	68-010100		Hex Nut, 5/16	9
16	52-050019		Carriage Screw, 5/16 x 1-1/4 G.5	5
17	52-050040		Carriage Screw, 3/8 x 1-1/4 G.5	8
18	62-010100		Flatwasher, 3/8 Std.	8
19	52-050125		Carriage Screw, 1/2 x 1-1/4 G.5	6
20	66-010250		Lockwasher, 1/2	6
21	68-010250		Hex Nut, 1/2	6
22	62-010050		Flatwasher, 5/16	42
23	52-050010		Carriage Screw, 5/16 x 1 G.5	4
24	52-050035		Carriage Screw, 3/8 x 1 G.5	6
25	33-025-134	(1988- )	Pick-Up, Angle '88	6
26	33-057-003	(1988- )	Head, Pick-Up	3
27	33-026-045	(1987- )	Shaft, Pick-Up	1
28	48-090590		Capscrew, 1/2 x 1 G. 5 Plt'd	18
29	72-010100		Locknut, 1/2 Plt'd G. "B"	18
30	03-026-016	(1987- )	Key 1/4 x 1/4 Sq. Hd.	3
31	54-010150		Setscrew, 3/8 x 7/8 Sq. Hd.	6
32	70-010051		Jamnut, 3/8 Plt'd	6
33	33-024-092	(1987- )	Spacer	42
34	72-010025		Locknut, 5/16 G. "B"	42
35	33-027-341	(1987- )	Clip	42
36	33-050-095	(1990- )	Pick-Up Spring, 1990	42
37	78-020049		Locknut, 5/16 — 18 Whiz Flange	39

# UPPER HEADER (4-Row)

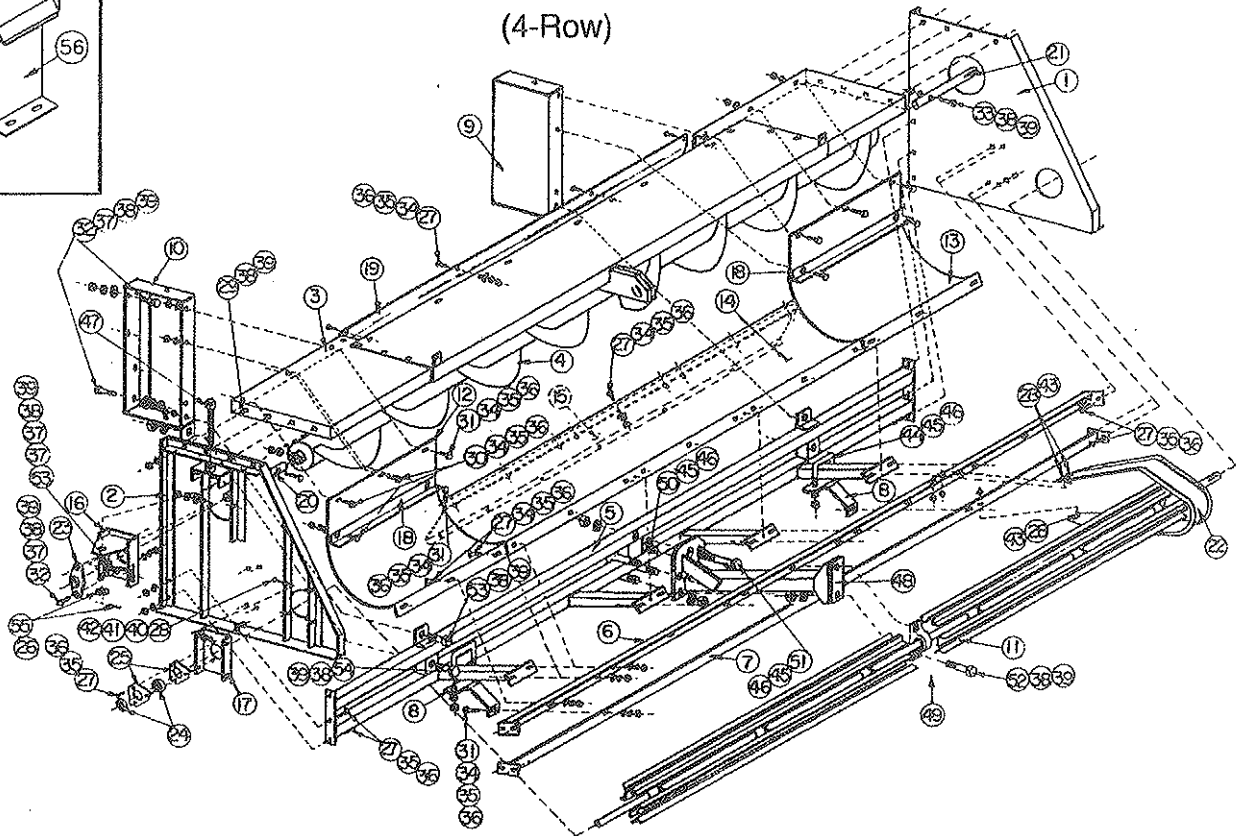
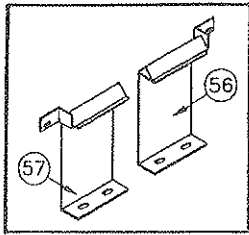


ITEM	PART NO.	SERIAL NO. OR YR.	DESCRIPTION	QTY.
16	33-080-447	(1990)	Shield Support, Lt. - 1990	(1)
	33-080-509	(1991)	Shield Support Weld't. (91)	1
	33-027-778	(1992- )	Shield Support Weld't.	1
17	33-080-448	(1990)	Shield Support, Rt. - 1990	(1)
	33-080-510	(1991)	Shield Support Weld't (91)	1
	33-027-779	(1992- )	Shield Support Weld't.	1
19	33-027-714	(1990- )	Support, Gear Box, 1990	1
20	33-027-578	(1989- )	Rt. Support - Front Gear Box	1
22	33-050-101	(1990- )	1/4 - 20 Nutsert	5
23	33-051-022		Output Shaft Bearing & Housing	1
	33-051-002		Replacement Bearing Only	1
24	33-053-004	(1989- )	Main Drive Sheave 10.4"	1
25	33-053-029	(1990- )	Taper Bushing RI - 1-3/4	1
26	33-054-029	(1990- )	Gear Box, 4-Row - 1990	1
27	33-055-066	(1989-1991)	Driveline, 1-3/8 - 1000 RPM	(1)
	33-055-152	(1992- )	Driveline, 1-3/8-100	1
28	48-090150		Capscrew, 3/8 x 1-1/4 Grd. 5 Plt'd	4
29	48-100490		Capscrew, 1 x 3-1/4	2
30	48-090592		Capscrew, 1/2 x 1-1/4 Grd. 5 Plt'd	7
31	66-010450		Lockwasher, 1"	2
32	48-090596		Capscrew, 1/2 x 1-3/4 Grd. 5 Plt'd	4
33	48-090910		Capscrew, 5/8 x 1-1/4 Grd. 5 Plt'd	4
34	68-010450		Hex Nut, 1"	2
35	52-050035		Carr. Screw, 3/8 x 1 Grd. 5 Plt'd	21
36	52-050040		Carr. Screw 3/8 x 1-1/4 Grd. 5 P.	12
37	52-050140		Carr. Screw, 1/2 x 1-1/2 Grd. 5 Plt'd	8
38	52-050125		Carr. Screw, 1/2 x 1-1/4 Grd. 5 P.	15
39	58-020101		Machine Sc. 1/4 x 5/8	4
40	62-010100		Flatwasher, 3/8	18
41	62-010200		Flatwasher, 1/2	17
42	62-010370		Flatwasher, 1	2
43	66-010150		Lockwasher, 3/8	40
44	66-010250		Lockwasher, 1/2	25
45	66-010350		Lockwasher, 5/8	4
46	68-010150		Hex Nut, 3/8	36
47	68-010250		Hex Nut, 1/2	25
48	68-010300		Hex Nut, 5/8	2
49	72-010100		Locknut, 1/2 Grd. "B"	1
50	76-010100		Cotter Pin, 3/16 1-1/2	1
51	33-080-442	(1990- )	Brace Arm Weldment	1
52	48-090595		Capscrew, 1/2 x 1-1/2	6
53	48-090005		Capscrew, 1/4 x 5/8	1
54	66-010050		Lockwasher, 1/4	1
55	52-050048		Carr. Screw, 3/8 x 1-3/4, Grd. 5 Plt'd	4

ITEM	PART NO.	SERIAL NO. OR YR.	DESCRIPTION	QTY.
1	33-080-117	(1989-1990)	Idler Pivot	(1)
	33-080-499	(1991)	Idler Pivot, 1991	(1)
	33-080-532	(1992- )	Idler Pivot	1
2	33-080-201	(1989- )	Anchor, Tension Rod	1
3	33-080-205	(1989- )	Pipe Clamp Bracket	4
4	33-080-444	(1990- )	OutPut Shaft - 1990	1
5	33-080-443	(1990- )	Gear Box Mount - 1990	1
6	33-080-345	(1989- )	Pivot Assembly	2
7	33-080-451	(1990- )	Support Tongue, Lt. - 1990	1
8	33-080-452	(1990- )	Support Tongue, Rt. - 1990	1
9	33-080-449	(1990)	Top Support Weldment - 1990	(1)
	33-080-508	(1991- )	Top Support Weldment '91	1
10	33-081-048	(1989-1990)	Idler Arm, Main Drive	(1)
	33-081-118	(1991- )	Idler Arm, Main Drive	1
11	33-026-087	(1989- )	Key, 3/8 x 2-1/2	1
12	33-023-334	(1989- )	Lt. Shield Support Shim	1
13	33-027-342	(1989- )	Inspection Cover	2
14	33-027-575	(1989- )	Cylinder Cover	1
15	33-027-581	(1989- )	Bulkhead	1

# LOWER HEADER ASSEMBLY

(4-Row)

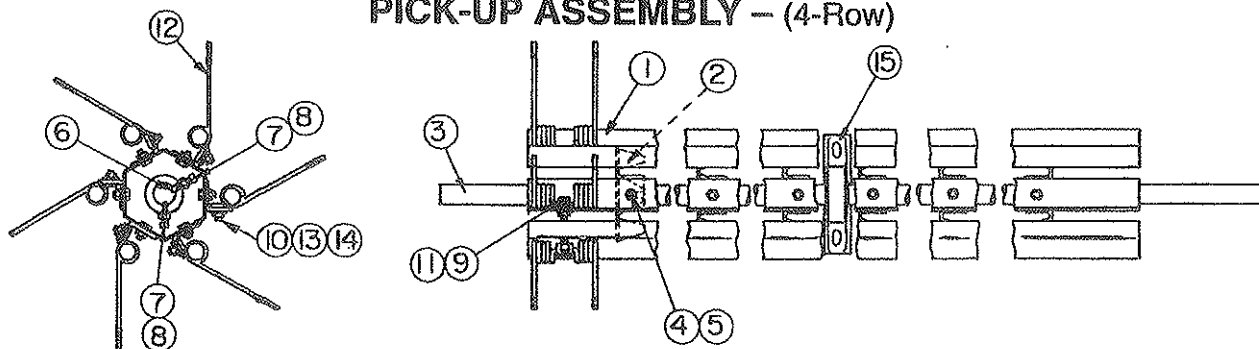


ITEM	PART NO.	SERIAL NO. OR YR.	DESCRIPTION	QTY.
1	33-080-425	(1990)	Fender Weld't. Lt. - 1990	(1)
	33-080-482	(1991)	Fender Weld't. Lt. - 1991	(1)
	33-080-534	(1992- )	Fender Weld't. Lt.	1
2	33-080-428	(1990)	Fender Weld't. Rt. - 1990	(1)
	33-080-483	(1991)	Fender Weld't. Rt. - 1991	(1)
	33-080-537	(1992- )	Fender Weld't. Rt.	1
3	33-080-450	(1990)	Header Tie, 1990	(1)
	33-080-507	(1991- )	Header Tie, 1991	1
4	33-080-359	(1989-1990)	Auger, Pick-Up	(1)
	33-080-522	(1991- )	Auger, Pick-Up - 1991	1
5	33-080-429	(1990)	1990 - Support Bar Weld't	(1)
	33-080-478	(1991- )	1991 - Support Bar Weld't	1
6	33-080-368	(1989- )	Upper Band Support	1
7	33-080-369	(1989- )	Lower Band Support	1
8	33-080-428	(1990- )	Lower Brace Weld't	4
9	33-080-456	(1990)	1990 - 4R Connector - L.H.	(1)
	33-080-485	(1991- )	1991 Connector, Lt.	1
10	33-080-371	(1989-1990)	Connector - RH.	(1)
	33-080-486	(1991- )	1991 Connector, Rt.	1
	33-081-098	(1989-1990)	Pick-Up Assembly	(1)
11	33-081-121	(1991- )	1991 Pick-Up Assembly	1
	33-027-699	(1990-1991)	Auger trough - End, Rt. 1990	(1)
12	33-027-773	(1992- )	Trough, 1992 Rt. End	1
	33-027-698	(1990-1991)	Auger Trough - End, Lt. 1990	(1)
	33-027-772	(1992- )	Trough, 1992 Lt. End	1
14	33-027-700	(1990)	Center Trough, 1990	(1)
	33-080-502	(1991)	Center Trough Weld't.	(1)
	33-080-525	(1992- )	Weldment, Center Trough	1
15	33-027-713	(1990-1991)	Drop Floor 1990	(1)
	33-027-771	(1992- )	Floor, 1992 Drop	1
16	33-027-616	(1989-1990)	Bearing Support, Auger	(2)
	33-080-476	(1991)	1991 - Brg. Supp't. Weld't.	(2)
	33-080-529	(1992- )	Support, Brg, 1992	2
17	33-027-615	(1989- )	Bearing Support, Pick-Up	2
18	33-027-618	(1989- )	Hecirc, Angle	2
19	33-027-709	(1990- )	(4R) Header Battle	1
20	33-026-157	(1989- )	Stub Shaft - Auger	1
21	33-026-158	(1989- )	Stub Shaft - Auger (Keyway)	1
22	33-027-525	(1989- )	Pick-Up Band - 89	32
23	33-051-021	(1989- )	1-1/4 Pillow Brg. w/Collar	2
	03-051-016		Replacement Bearing Only	1
24	03-051-016	(1989- )	1-1/4 Brg. & Collar	2
25	03-051-024	(1989- )	#72, 3-Hole Flange	4
26	15-050-054		Spiral Pin, 1/4 x 1-3/4	2



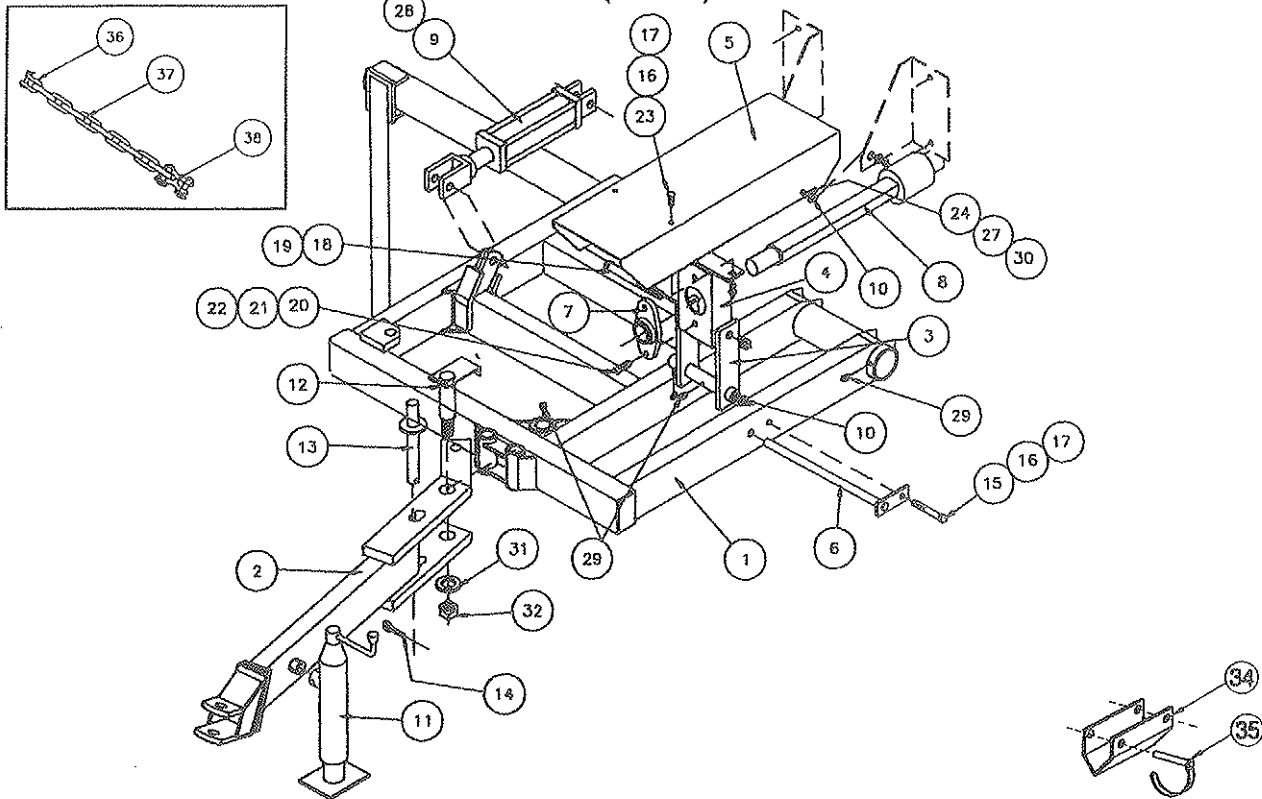
ITEM	PART NO.	SERIAL NO. OR YR.	DESCRIPTION	QTY.
27	52-050040		Carr. Sc. 3/8 x 1-1/4 Grd. 5 Plt'd	48
28	52-050010		Carr. Sc. 5/16 x 1 Grd. 5 Plt'd	99
29	52-050125		Carr. Sc. 1/2 x 1-1/4 Grd. 5 Plt'd	8
30	48-090100		Capscrew, 3/8 x 1 Grd. 5 Plt'd	6
31	48-090150		Capscrew, 3/8 x 1-1/4 Grd. 5 Plt'd	8
32	48-090595		Capscrew, 1/2 x 1-1/2 Grd. 5 Plt'd	12
33	48-090625		Capscrew, 1/2 x 2-1/2 Grd. 5 Plt'd	2
34	62-010100		Flatwasher, 3/8	42
35	66-010150		Lockwasher, 3/8	62
36	68-010150		Hex Nut, 3/8	62
37	62-010200		Flatwasher, 1/2	20
38	66-010250		Lockwasher, 1/2	32
39	68-010250		Hex Nut, 1/2	32
40	62-010050		Flatwasher, 5/16	8
41	66-010100		Lockwasher, 5/16	8
42	68-010100		Hex Nut, 5/16	8
43	78-020049		Locknut, 5/16" Whiz Flange	99
44	21-050-001	(1990- )	"U" - BOLT, 5/8	4
45	66-010300		Lockwasher, 5/8	13
46	68-010300		Hex Nut, 5/8	13
47	33-080-474		3/4" Adj. Rod Weldment	2
48	33-080-484		Pick-Up Brace Weld't	1
49	33-027-764		Center Pick-Up Band	1
50	16-050-001		"U" - Bolt, 5/8	2
51	48-091060		Capscrew, 5/8 x 4 Grd. 5 Plt'd	1
52	48-090600		Capscrew, 1/2 x 2 Grd. 5 Plt'd	2
53	48-090592		Capscrew, 1/2 x 1-1/4	6
54	48-090750		Capscrew, 1/2 x 3-1/2	2
55	62-010300		Flatwasher, 3/4	2
56	33-080-544	(1991)	Baffle, '91 Lt.	(1)
	33-080-546	(1992-1993)	Baffle, Lt.	(1)
	33-030-774	(1994- )	Baffle, Lt.	1
57	33-080-545	(1991)	Baffle, '91 Rt.	(1)
	33-080-547	(1992-1993)	Baffle, Rt.	(1)
	33-080-775	(1994- )	Baffle, Rt.	1

### PICK-UP ASSEMBLY - (4-Row)



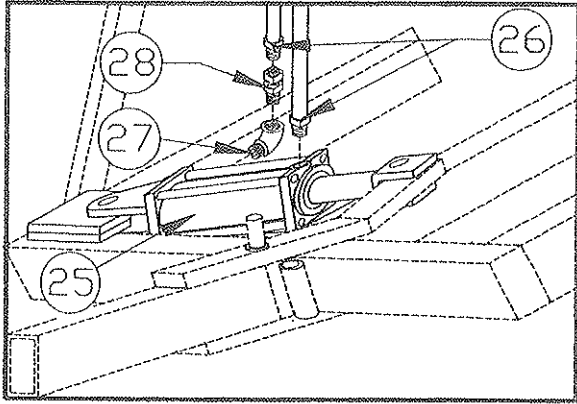
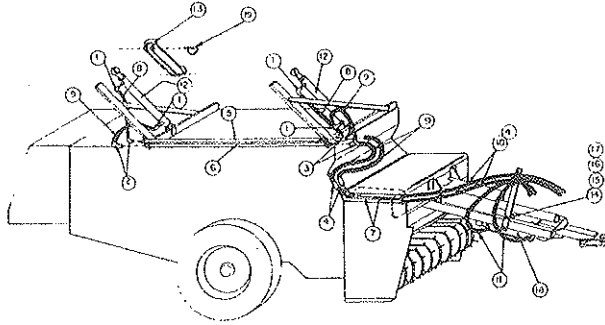
ITEM	PART NO.	SERIAL NO. OR YR.	DESCRIPTION	QTY.
1	33-025-013	(1989-1990)	Pick-Up Angle	(6)
	33-025-210	(1991- )	1991 Pick-Up Angle	12
2	33-057-003	(1989- )	Head, Pick-Up	6
3	33-026-156	(1989-1990)	Shaft, Pick-Up	(1)
	33-026-186	(1991- )	1991 Shaft - Pick-Up	1
4	48-090590		Capscrew, 1/2 x 1 Grd. 5	36
5	72-010100		Locknut, 1/2 Grd. "B"	36
6	03-026-016	(1989- )	Key, 1/4 x 2	6
7	54-010150		Setscrew, 3/8 x 78 Sq. Hd. Grd. 5	12
8	70-010051		Jam Nut, 3/8	12
9	33-024-092	(1989- )	Spacer	96
10	72-010025		Locknut, 5/16 Grd. "B"	96
11	33-027-341	(1989- )	Clip	96
12	33-050-095	(1990)	Pick-Up Spring (Forward Bent 15°)	(96)
	33-050-118	(1991- )	Pick-Up Spring, Straight	96
	33-050-117		Pick-Up Spring (Reverse Bent 30°)	96
13	48-090036		Capscrew, 5/16 x 1	96
14	62-010050		Flatwasher, 5/16	96
15	33-051-035		1-1/4 Pillow Bearing	1
	03-051-016		Replacement Bearing Only	1

# TONGUE, STANDARD & HYDRAULIC (4-Row)

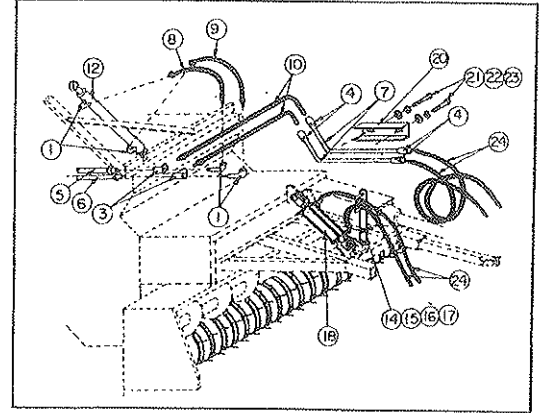


ITEM	PART NO.	SERIAL NO. OR YR.	DESCRIPTION	QTY.
1	33-080-423	(1990)	Tongue, 1990	(1)
	33-080-488	(1991- )	Tongue, 1991, Std.	1
	33-080-549		Tongue, Hyd.	1
2	33-080-501	(1990)	Pivot Section, 1990	(1)
	33-080-487	(1991- )	Tongue, Pivot Section	1
3	33-080-346	(1989- )	Pedestal Support	1
4	33-080-343	(1989- )	P.S. Brg. Mount Weldment	1
5	33-027-579	(1989-1990)	PTO Shield	(1)
	33-027-777	(1991- )	PTO Shield	1
6	33-080-342	(1989- )	Pivot Pin	1
7	33-051-010	(1989- )	Flange Brg. Unit, 1-3/8	1
8	33-055-133	(1990)	Pedestal Shaft, 1990	(1)
	33-055-150	(1991- )	Pedestal Shaft, 91	1
9	33-061-039	(1989- )	Cylinder, 3-1/2 x 6 Stroke	1
10	33-050-134		Bushing, Ped. Shaft Shield	2
11	18-050-014	(1989-1994)	3000# Model TM Jack Assembly	(1)
	33-050-213	(1995- )	Jack, 7000#	1
12	33-080-418	(1990- )	Tongue Pivot Pin	1
13	33-080-421	(1990- )	Stop Pin Weld't	1
14	03-050-094	(1990- )	7/16 x 2 Klik Pin	1
15	48-090310		Capscrew, 3/8 x 3-3/4 Grd. 5 Plt'd	1
16	66-010150		Lockwasher, 3/8 Plt'd	3
17	68-010150		Hex Nut, 3/8 Plt'd	3
18	48-100060		Capscrew, 3/4 x 6-1/2 Grd. 5 Plt'd	1
19	72-010150		Lock Nut, 3/4	1
20	48-090595		Capscrew, 1/2 x 1-1/2 Grd. 5 Plt'd	2
21	66-010250		Lockwasher, 1/2	2
22	68-010250		Hex Nut, 1/2	2
23	52-050035		Carr. Screw, 3/8 x 1 Grd. 5 Plt'd	2
24	48-090150		Capscrew, 3/8 x 1-1/4 Grd. 5 Plt'd	2
27	62-010100		Flatwasher, 3/8	2
28	05-050-013	(1989-1990)	1/2 Galv. Street Elbow	(2)
29	02-050-005	(1990- )	1/4 - 28 Grease Fitting	4
30	72-010050		Lock Nut, 3/8	2
31	62-010370		1" Std. Flatwasher Plt'd.	1
32	72-040100		1" Jam Locknut Grd. "A" Plt'd	1
33	33-050-135		Belleville Washer, 3/8 I.D.	2
34	21-027-004		Lift Wheel Trans Lockout	1
35	21-050-012		Shapper Pins 3/8 x 2-3/4	2
36	33-050-181		3/8" Chain Shackle	1
37	33-050-140		Chain, 27 Link Safety	1
38	33-050-139		Double Clevis Link, 3/8"	1

# HYDRAULIC GROUP (2-Row and 4-Row)



'92 SWIVEL TONGUE CYLINDER KIT

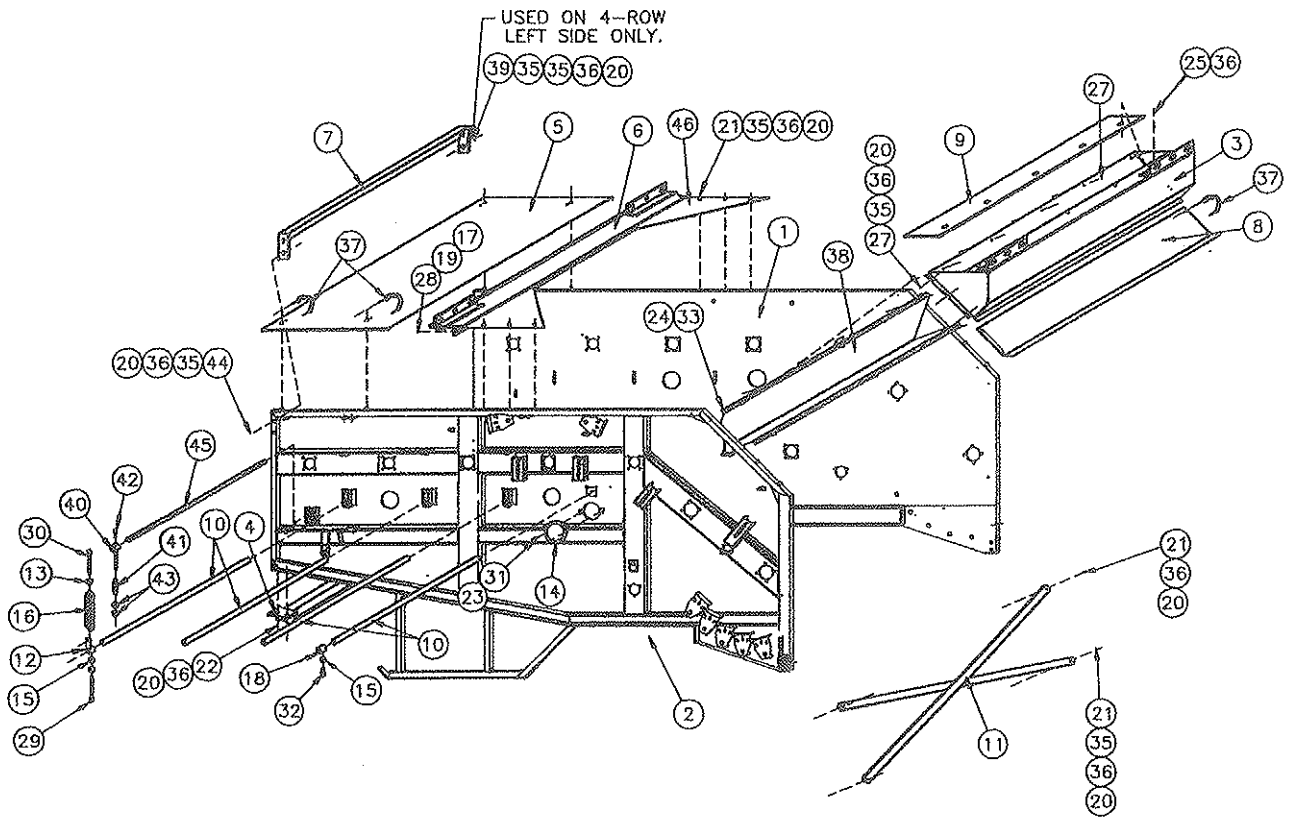


ITEM	PART NO.	SERIAL NO. OR YR.	DESCRIPTION	QTY.	
				2R	4R
1	05-050-013	(1987- )	1/2" Galv. Street El	4	6
2	02-050-147	(1987- )	1/2" Reg. Elbow	2	2
3	07-050-001	(1987- )	1/2" Galv. Tee	2	2
4	11-059-003	(1987- )	1/2" Coupler	4	4
5	33-024-098	(1987- )	Short Tank Pipe	1	—
	33-024-168	(1989- )	4R Tank Pipe Short	—	1
6	33-024-097	(1987- )	Long Tank Pipe	1	—
	33-024-169	(1989- )	4R Tank Pipe Long	—	1
7	33-024-096	(1987- )	Side Pipe	2	2
8	09-059-002	(1989- )	3/8 x 48" Hydraulic Hoses	—	2
	33-059-001	(1987- )	3/8 x 36 Hydraulic Hoses	2	—
9	11-059-001	(1987- )	3/8 x 24" Hydraulic Hoses	4	2
10	07-059-003	(1987- )	3/8 x 100" Hydraulic Hoses	2	2
11	33-059-002	(1987- )	3/8 x 90" Hydraulic Hoses	2	—
12	33-061-014	(1987- )	2-1/2 x 30" Stroke Cylinder — 88	2	—
	33-061-038	(1989-1990)	2-1/2 x 36" Stroke Cylinder	—	2
	33-061-057	(1991- )	2-1/2 x 36" Stroke Cylinder	—	2
13	33-080-208	(1987- )	Tank Cylinder Lock Out Weldment	2	2
14	33-080-204	(1987- )	Hose Hanger	1	1
15	03-050-001	(1987- )	"U" — Bolt 1/2 x 3 x 5-9/16	1	—
	20-050-005	(1989- )	"U" — Bolt 1/2 x 4 x 5-9/16	—	1
16	66-010250		Lockwasher, 1/2	2	2
17	68-010250		Hex Nut, 1/2	2	2
18	33-061-024	(1987- )	3 x 6 Stroke Cylinder	1	—
	33-061-039	(1989- )	3-1/2 x 6 Stroke Cylinder	—	1
19	21-050-012	(1987- )	Snapper Pin, 3/8 x 2-3/4	4	4
20	33-027-368	(1989- )	4R Pipe Shield Channel	—	1
21	48-090185		Capscrew, 3/8 x 1-3/4 Grd. 5 Pll'd	—	2
22	62-010100		Flatwasher, 3/8	—	2
23	66-010150		Lockwasher, 3/8	—	2
24	03-059-002	(1990- )	3/8 HYD. Hose x 120"	—	4

## Kit, '92 Swivel Tongue Cylinder (33-081-129)

Item	Part No.	Serial No. Or Yr.	Description	Qty.
25	33-061-024		Cylinder, 3 x 6 Hydraulic	1
26	07-059-003		Hose, 3/8 x 100"	2
27	05-050-013		El, 1/2" ST	1
28	21-059-002		Union Restrictor	1

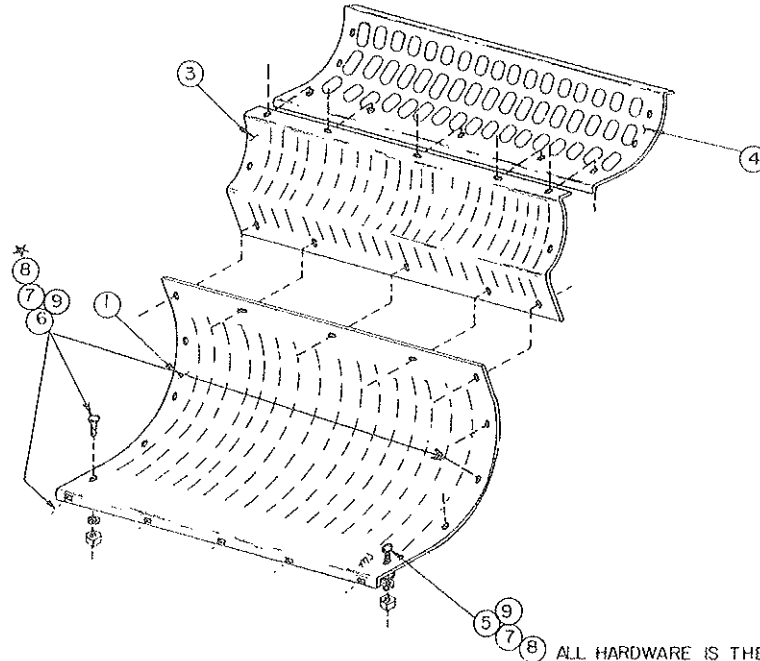
# FRAME ASSEMBLY (2-Row and 4-Row)



ITEM	PART NO.	SERIAL NO. OR YR.	DESCRIPTION	QTY.	
				2R	4R
1	33-080-332	(1989- )	Frame Assembly, Lt.	1	—
	33-080-286	(1989- )	Frame Assembly, Lt. 4R	—	1
2	33-080-333	(1989- )	Frame Assembly, Rt.	1	—
	33-080-287	(1989- )	Frame Assembly, Rt. 4R	—	1
3	33-080-217	(1988- )	'88 Crossmember — Front	1	—
	33-080-293	(1989- )	Crossmember — Front 4R	—	1
4	33-080-214	(1988- )	'88 Frame Brace	1	—
	33-080-289	(1989- )	Frame Brace 4R	—	1
5	33-080-250	(1988- )	Cover Rear Weldment	1	—
	33-080-354	(1989- )	Cover Rear Weldment, 4R	—	1
6	33-080-216	(1988- )	'88 Crossmember — Rear	1	—
	33-080-291	(1989- )	Crossmember — Rear, 4R	—	1
7	33-080-215	(1988- )	Brace — Rear Weldment	1	—
	33-080-290	(1989- )	Brace — Rear Weldment, 4R	—	1
8	33-027-431	(1988- )	Cover — Front	1	—
	33-027-592	(1989- )	Cover — Front, 4R	—	1
9	33-080-226	(1988- )	Frame Cover Weldment	1	—
	33-080-304	(1989- )	Frame Cover Weldment, 4R	—	1
10	33-026-023	(1987- )	Shaft Concave Pivot	4	—
	33-026-143	(1989- )	Shaft Concave Pivot, 4R	—	4
11	33-080-101	(1987- )	Cross Brace	1	1
12	33-080-222	(1988- )	Lever-Spring-Lower	6	6
13	70-010071		Jam Nut, 7/16	6	6
14	33-027-342	(1987- )	Inspection Cover	6	6
15	70-010051		Jam Nut, 3/8	14	14
16	15-081-025	(1987- )	Down Pressure Spring	6	6
	15-057-034	(1987- )	Spring Plug	6	6
	15-050-094	(1987- )	Down Pressure Spring	6	6
17	68-010250		Hex Nut, 1/2	4	4
18	33-024-085	(1987- )	Collar Thd. Concave Pivot	2	2
19	66-010250		Lockwasher, 1/2	4	4
20	68-010150		Hex Nut, 3/8	18	30

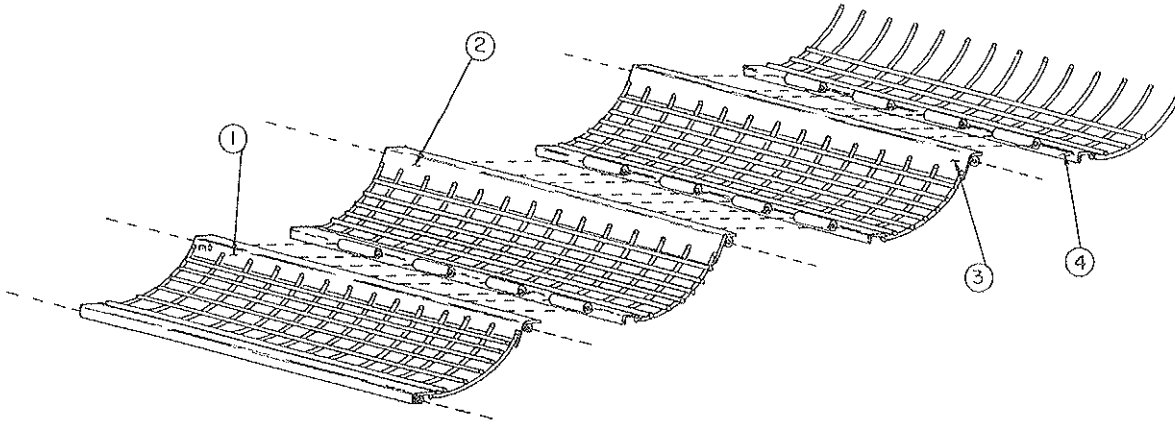
ITEM	PART NO.	SERIAL NO. OR YR.	DESCRIPTION	QTY.	
				2R	4R
21	48-090150		Capscrew, 3/8 x 1-1/4 G. 5 PIt'd	4	16
22	48-090100		Capscrew, 3/8 x 1 G.5 PIt'd	4	4
23	33-050-101	(1987- )	"U"-Nut, 1/4	12	12
24	48-090043		Capscrew, 5/16 x 3/4 G.5 PIt'd	10	12
25	48-090090		Capscrew, 3/8 x 3/4 G.5 PIt'd	4	4
27	48-090210		Capscrew, 3/8 x 2-1/4 G.5	10	6
28	48-090592		Capscrew, 1/2 x 1-1/4 G.5 PIt'd	4	4
29	54-010178		Setscrew, 3/8 x 4	6	6
30	48-090555		Capscrew, 7/16 x 4	6	6
31	58-020100		Machine Screw, 1/4 x 1/2	12	12
32	54-010100		Setscrew, 3/8 x 3/4 Sq. Hd.	2	2
33	72-010025		Locknut, 5/16	10	12
35	62-010100		Flatwasher, 3/8	6	26
36	66-010150		Lockwasher, 3/8	22	34
37	33-050-031	(1987- )	Klick Pin w/Chain & Cotter Pin	8	8
38	33-027-034	(1987- )	#1 Cylinder Baffle	1	—
	33-027-497	(1989- )	#1 Cylinder Baffle, 4R	—	1
39	48-090240		Capscrew, 3/8 x 2-3/4	—	2
40	33-080-420	(1990- )	Concave Adj. Weldt	2	2
41	11-050-024	(1990- )	Shield Spring	2	2
42	54-010170		Setscrew 3/8 x 1	2	2
43	68-010200		Hex Nut, 7/16	4	4
44	48-090220		Capscrew, 3/8 x 2-1/2 Grd. 5 PIt'd	4	2
45	33-026-198		Pivot #7 Concave	2	2
46	33-027-685		Brace Frame	-	2

### #1, 2, and #3 CYLINDER CONCAVE GROUP (2-Row and 4-Row)



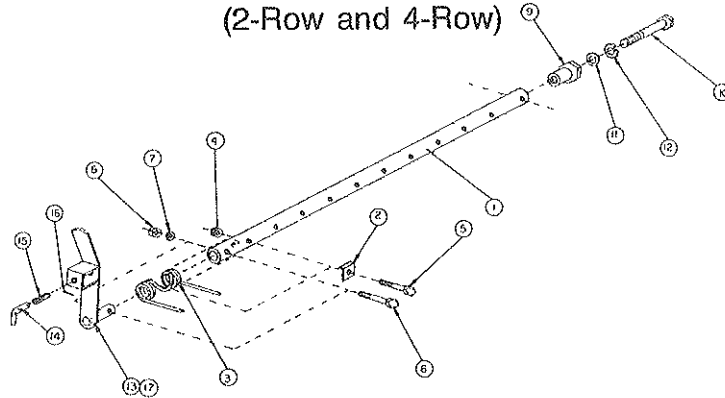
ITEM	PART NO.	SERIAL NO. OR YR.	DESCRIPTION	QTY.	
				2R	4R
1	33-080-335	(1989- )	#1 Cylinder Concave Weldment	1	—
	33-080-331	(1989- )	#1 Cylinder Concave Weldment, 4R	—	1
3	33-027-043	(1987- )	#2 Cylinder Concave	1	—
	33-080-339	(1989- )	#2 Cylinder Concave Weldment, 4R	—	1
4	33-027-044	(1987- )	#3 Cylinder Concave	1	—
	33-080-340	(1989- )	#3 Cylinder Concave Weldment, 4R	—	1
5	52-050019		Carr. Screw, 5/16 x 1-1/4	23	26
6	52-050010		Carr. Screw, 5/16 x 1	1	9
7	66-010100		Locknut, 5/16	24	28
8	68-010100		Hex Nut, 5/16	24	28
9	62-010050		Flatwasher, 5/16	24	28

## #4, 5, 6 and #7 CYLINDER CONCAVE GROUP (2-Row and 4-Row)



ITEM	PART NO.	SERIAL NO. OR YR.	DESCRIPTION	QTY.	
				2R	4R
1	33-080-058	(1987- )	#4 Cylinder Concave	1	—
	33-080-328	(1989- )	#4 Cylinder Concave, 4R	—	1
2	33-080-059	(1987- )	#5 Cylinder Concave	1	—
	33-080-329	(1989- )	#5 Cylinder Concave, 4R	—	1
3	33-080-059	(1987- )	#6 Cylinder Concave	1	—
	33-080-329	(1989- )	#6 Cylinder Concave, 4R	—	1
4	33-080-060	(1987- )	#7 Cylinder Concave	1	—
	33-080-330	(1989- )	#7 Cylinder Concave, 4R	—	1

## STRIPPER BAR ASSEMBLY (2-Row and 4-Row)



ITEM	PART NO.	SERIAL NO. OR YR.	DESCRIPTION	QTY.	
				2R	4R
1	33-024-034	(1987- )	Bar	1	—
	33-024-139	(1989- )	Bar, 4R	—	1
2	33-027-078	(1987- )	Clip	10	14
3	33-050-005	(1987- )	Spring	10	14
4	72-010051		Locknut, 3/8 HVY. / insert	10	14
5	48-090210		Capscrew, 3/8 x 2-1/4	10	14
6	48-090450		Capscrew, 7/16 x 2	1	1
7	62-010150		Flatwasher, 7/16	1	1
8	72-010075		Locknut, 7/16	1	1
9	33-026-028	(1987- )	Stripper Bushing	1	1
10	48-090595		Capscrew, 1/2 x 1-1/2	1	1
11	62-010200		Flatwasher, 1/2	1	1
12	66-010250		Lockwasher, 1/2	1	1

### '88 STRIPPER HANDLE ASSEMBLY (33-081-054)

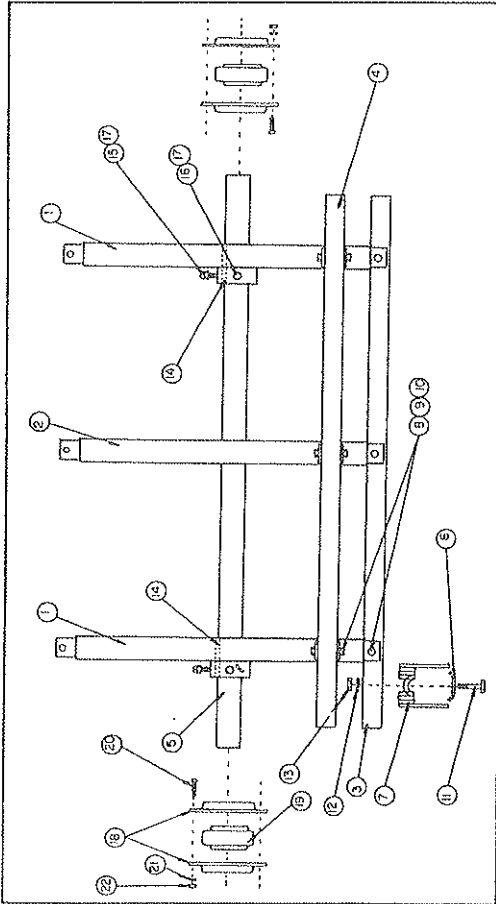
ITEM	PART NO.	SERIAL NO. OR YR.	DESCRIPTION	QTY.	
				2R	4R
13	33-080-219	(1988- )	Stripper Handle Assembly	1	1
14	33-026-100	(1988-1990)	Stripper Handle Pin	1	1
	33-026-191	(1991- )	Stripper Handle Pin	—	1
15	33-050-064	(1988- )	Spring — 1/2 x 1-1/2	1	1
16	33-050-063	(1988-1990)	3/8 Push-On Fastener	1	1
	17-050-008	(1991- )	Spirol Pin, 1/8 x 3/4	—	1

### # 8 STRIPPER HANDLE ASSEMBLY (33-081-097)

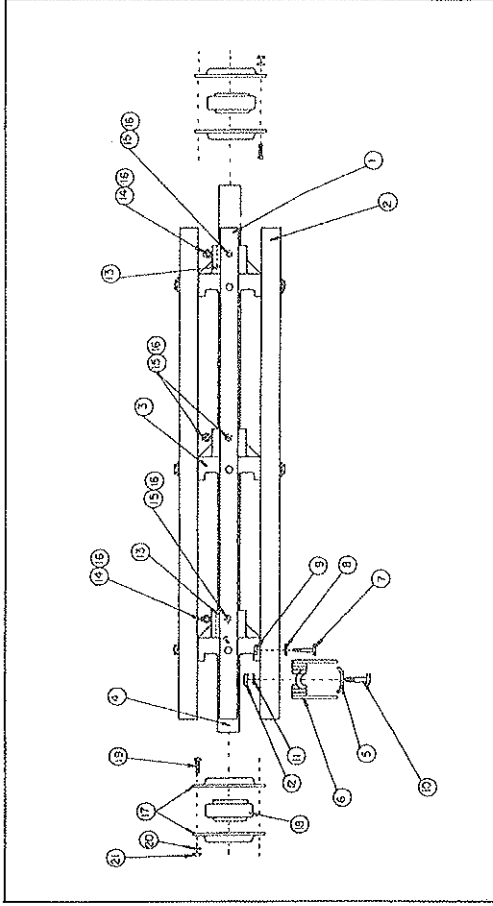
ITEM	PART NO.	SERIAL NO. OR YR.	DESCRIPTION	QTY.	
				2R	4R
17	33-080-411	(1989-1990)	Stripper Handle Assembly	1	1
14	33-026-100	(1988-1990)	Stripper Handle Pin	1	1
	33-026-191	(1991- )	Stripper Handle Pin	—	1
15	33-050-064	(1988- )	Spring — 1/2 x 1-1/2	1	1
16	33-050-063	(1988-1990)	3/8 Push-On Fastener	1	1
	17-050-008	(1991- )	Spirol Pin, 1/8 x 3/4	—	1



## NO. 1 CYLINDER (2-Row and 4-Row)



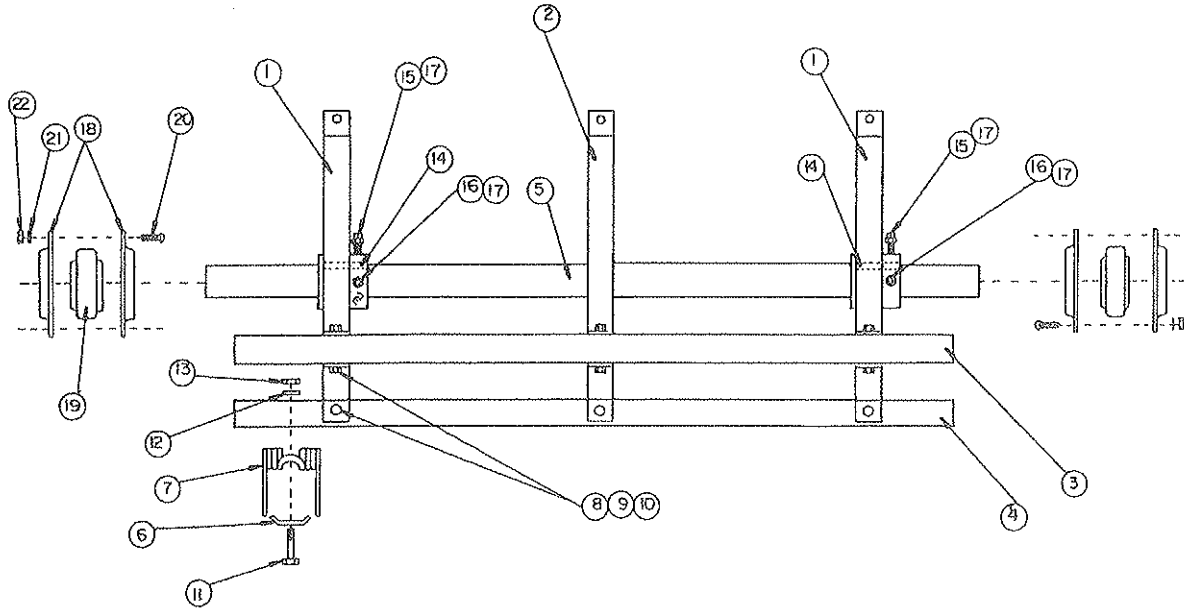
## NO. 2 CYLINDER (2-Row and 4-Row)



ITEM	PART NO.	SERIAL NO. OR YR.	DESCRIPTION	QTY.	
				2R	4R
1	33-080-047	(1987- )	#1 Cylinder End	2	—
	33-080-327	(1989- )	#1 Cylinder End, 4R	—	3
2	33-080-188	(1987- )	Center Cylinder Support	1	—
3	33-024-020	(1987- )	Bar, Cyl. #2	8	—
	33-024-144	(1989- )	4R Std. Cylinder Bar, "B"	—	8
4	33-024-021	(1987- )	Bar, Cyl. #1	8	—
	33-024-143	(1989- )	4R Std. Cylinder Bar, "A"	—	8
5	33-026-120	(1988- )	Shaft, Cyl. #1	1	—
	33-026-144	(1989- )	Cylinder Shaft #1, 4R	—	1
6	33-027-249	(1987- )	Clip, Spring	80	112
7	33-050-004	(1987- )	Spring, Cyl.	80	112
8	48-090520		Capscrew, 7/16 x 2-1/2	48	48
9	62-010150		Flatwasher, 7/16	48	48
10	72-010075		Locknut, 7/16	48	48
11	48-090240		Capscrew, 3/8 x 2-3/4	80	112
12	62-010100		Flatwasher, 3/8	80	112
13	72-010051		Locknut, 3/8 w/Nylon Insert	80	112
14	33-026-087	(1987- )	Key, 3/8 x 2-1/2	2	—
	33-026-128		Key, 1/2 x 2 1/2	—	2
15	54-010250		Setscrew, 1/2 x 1 G.5 Pli'd	2	2
18	54-010253		Setscrew, 1/2 x 1-1/4 G.5 Pli'd	2	4
17	70-010100		Jam Nut, 1/2	4	6
18	02-051-038	(1987- )	G-85 MSB 4-H Flange	4	—
	02-051-051	(1989- )	G90 MSB 4-H Flange	—	4
19	33-051-002	(1987- )	1-3/4" Bearing	2	—
	02-051-048	(1989- )	Int. Jackshaft Brg.	—	2
20	52-050125		Carriage Screw, 1/2 x 1-1/4	8	8
21	66-010250		Lockwasher, 1/2	8	8
22	68-010250		Hex Nut, 1/2	8	8

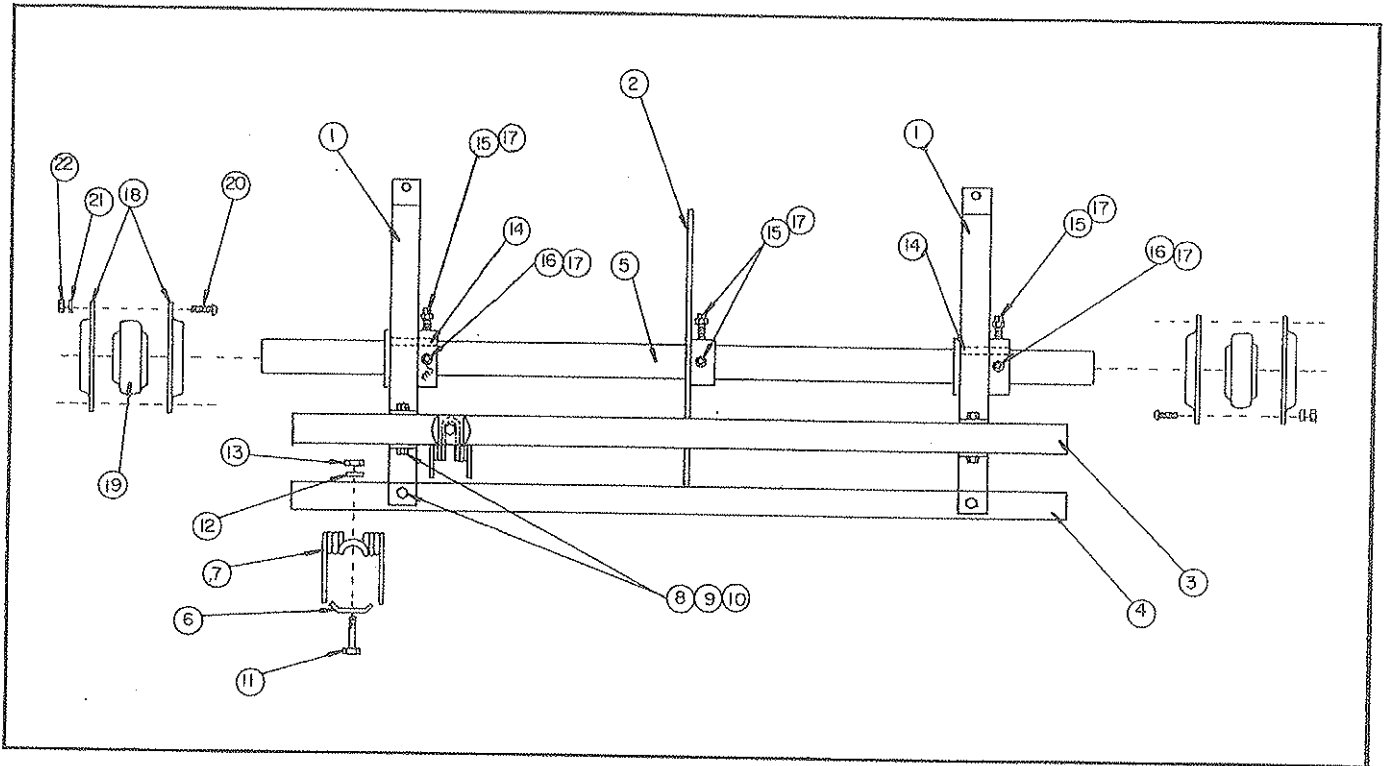
ITEM	PART NO.	SERIAL NO. OR YR.	DESCRIPTION	QTY.	
				2R	4R
1	33-080-202	(1988- )	Bar Assembly, Lt.	2	—
	33-080-325	(1989- )	Bar Assembly, Lt., 4R	—	2
2	33-080-210	(1988- )	Bar Assembly, Rt.	2	—
	33-080-326	(1989- )	Bar Assembly, Rt., 4R	—	2
3	33-057-002	(1987- )	Cylinder End #2	3	3
4	33-026-017	(1987- )	Shaft — #2 Cylinder	1	—
	33-026-145	(1989- )	Cylinder Shaft #2, 4R	—	1
5	33-027-249	(1987- )	Spring Clip	20	28
6	33-050-004	(1987- )	Spring	20	28
7	48-200026		Capscrew, 7/16 x 2-3/4 G.8	12	12
8	62-010150		Flatwasher, 7/16	12	12
9	72-010075		Locknut, 7/16	12	12
10	48-090240		Capscrew, 3/8 x 2-3/4 G.5	20	28
11	62-010100		Flatwasher, 3/8	20	28
12	72-010051		Locknut, 3/8 w/Nylon Insert	20	26
13	33-026-087	(1987- )	Key, 3/8 x 2-1/2	2	2
14	54-010250		Setscrew, 1/2 x 1 G.5	2	2
15	54-010253		Setscrew, 1/2 x 1-1/4 G.5	4	4
16	70-010100		Jam Nut, 1/2	6	6
17	02-051-038	(1987- )	G-85 MSB 4-H Flange	4	4
18	33-051-002	(1987- )	1-3/4" Bearing	2	2
19	52-050125		Carriage Screw, 1/2 x 1-1/4	8	8
20	66-010250		Lockwasher, 1/2	8	8
21	68-010250		Hex Nut, 1/2	8	8

## NO. 3 & NO. 4 CYLINDER GROUP (2-Row and 4-Row)



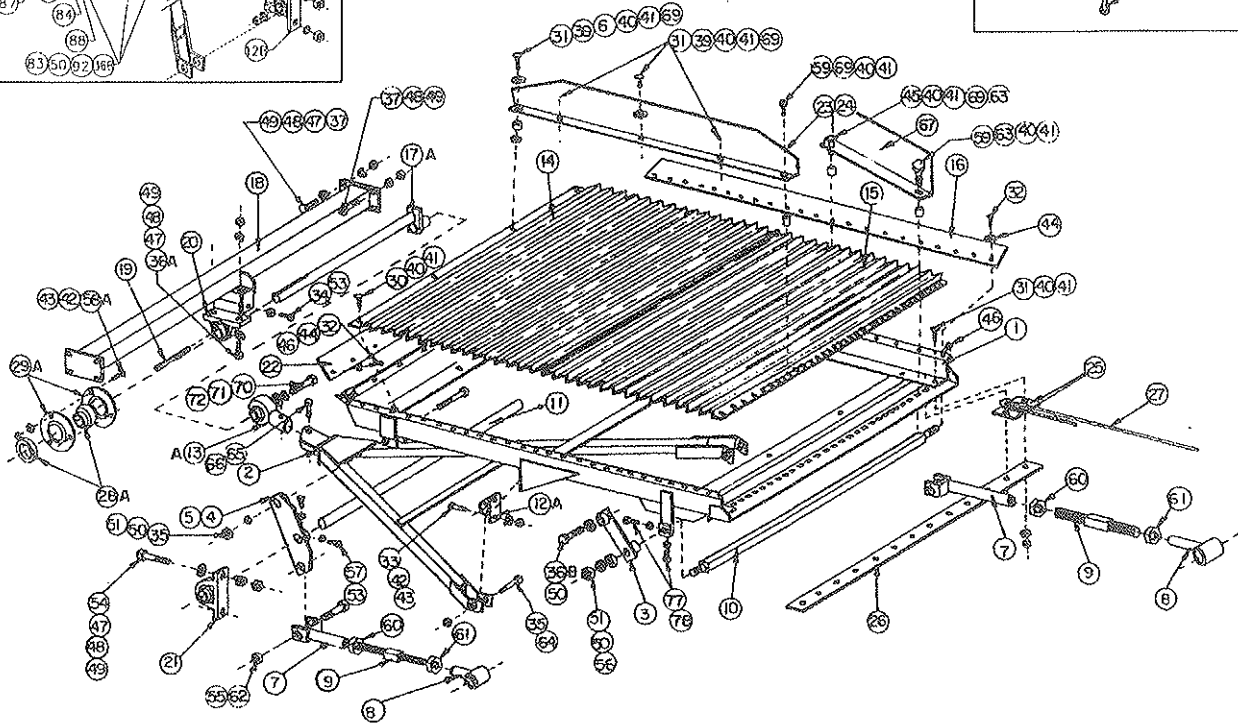
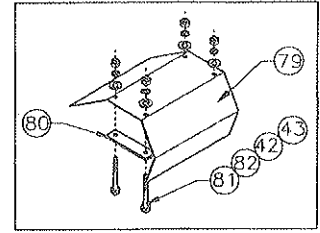
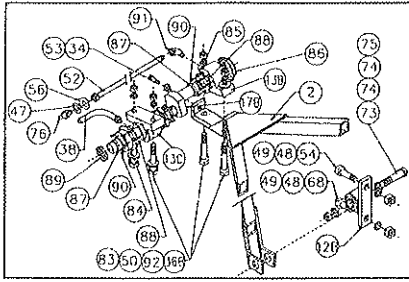
ITEM	PART NO.	SERIAL NO. OR YR.	DESCRIPTION	2R		4R	
				#3	#4	#3	#4
1	33-080-165	(1987- )	#3 Cylinder End	2	-	3	-
	33-080-166	(1987-1994)	#4 Cylinder End	-	2	-	(3)
	33-080-577	(1995- )	#4 Cylinder Hub				3
2	33-080-220	(1988- )	#3 Cylinder Center Support	1	-	-	-
	33-080-221	(1988- )	#4 Cylinder Center Support	-	1	-	-
3	33-024-020	(1987- )	Cylinder Bar #2	5	5	-	-
	33-024-144	(1989- )	4R Std. Cylinder Bar, "B"	-	-	5	5
4	33-024-021	(1987- )	Cylinder Bar #1	5	5	-	-
	33-024-143	(1989- )	4R Std. Cylinder Bar, "A"	-	-	5	5
5	33-026-018	(1987- )	Shaft - #3 Cylinder	1	-	-	-
	33-026-146	(1989- )	Cylinder Shaft, #3, 4R	-	-	1	-
	33-026-048	(1987- )	Shaft - #4 Cylinder	-	1	-	-
	33-026-147	(1989-1994)	Cylinder Shaft, #4, 4R	-	-	-	(1)
	33-026-260	(1995- )	Shaft, 4R #4	-	-	-	1
6	33-027-249	(1987- )	Clip Spring	50	50	70	70
7	33-050-004	(1987- )	Spring	50	50	70	70
8	48-090520		Capscrew, 7/16 x 2-1/2	30	30	30	30
9	62-010150		Flatwasher, 7/16	30	30	30	30
10	72-010075		Locknut, 7/16	30	30	30	30
11	48-090240		Capscrew, 3/8 x 2-3/4	50	50	70	70
12	62-010100		Flatwasher, 3/8	50	50	70	70
13	72-010051		Locknut, 3/8 w/Nylon Insert	50	50	70	70
14	33-026-087	(1987- )	Key, 3/8 x 2-1/2	2	2	2	2
15	54-010250		Setscrew, 1/2 x 1	2	2	2	2
16	54-010253		Setscrew, 1/2 x 1-1/4	2	2	4	4
17	70-010100		Jam Nut, 1/2	4	4	6	6
18	02-051-038	(1987- )	G-85 MSB 4-H Flange	4	-	4	4
	03-051-024	(1989- )	#72 MSTR 3-H Flange	-	4	-	(4)
19	33-051-002	(1987- )	1-3/4 B Bearing	2	-	2	2
	33-051-001	(1989- )	1-7/16 B. Bearing	-	2	-	(2)
20	52-050125		Carriage Screw, 1/2 x 1-1/4	8	-	8	8
	52-050035		Carriage Screw, 3/8 x 1	-	6	-	(6)
21	66-010250		Lockwasher, 1/2	8	-	8	8
	66-010150		Lockwasher, 3/8	-	6	-	(6)
22	68-010250		Hex Nut, 1/2	8	-	8	8
	68-010150		Hex Nut, 3/8	-	6	-	(6)

## NO. 5, NO. 6, & NO. 7 CYLINDER GROUPS (2-Row and 4-Row)



ITEM	PART NO.	SERIAL NO. OR YR.	DESCRIPTION	2R			4R		
				#5	#6	#7	#5	#6	#7
1	33-080-167	(1987- )	#5 - #7 Cylinder End	2	2	2	3	3	3
2	33-080-018	(1987- )	Bar Support, Cyl.	1	1	1	—	—	—
3	33-024-020	(1987- )	Cylinder Bar #2	2	2	2	—	—	—
	33-024-144	(1989- )	4R Std. Cylinder Bar "B"	—	—	—	2	2	2
4	33-024-021	(1987- )	Cylinder Bar #1	2	2	2	—	—	—
	33-024-143	(1989- )	4R Std. Cylinder Bar "A"	—	—	—	2	2	2
5	33-026-019	(1987- )	Shaft, 5, 6, & 7 Cyl.	1	1	1	—	—	—
	33-026-148	(1989- )	Cyl. Shaft, 5, 6, & 7 4R	—	—	—	1	1	1
6	33-027-249	(1987- )	Clip — Spring	20	20	20	28	28	28
7	33-050-023	(1987- )	Spring, Rear Cylinder	—	—	20	—	—	28
	33-050-004		Spring Cylinder	20	20	—	28	28	—
8	48-090520		Capscrew, 7/16 x 2-1/2	8	8	8	12	12	12
9	62-010150		Flatwasher, 7/16	8	8	8	12	12	12
10	72-010075		Locknut, 7/16	8	8	8	12	12	12
11	48-090240		Capscrew, 3/8 x 2-3/4	20	20	20	28	28	28
12	62-010100		Flatwasher, 3/8	20	20	20	28	28	28
13	72-010051		Locknut, 3/8 Nylon Insert	20	20	20	28	28	28
14	33-026-087	(1987- )	Key, 3/8 x 2-1/2	2	2	2	2	2	2
15	54-010250		Setscrew, 1/2 x 1	4	4	4	2	2	2
16	54-010253		Setscrew, 1/2 x 1-1/4	2	2	2	4	4	4
17	70-010100		Jam Nut, 1/2	6	6	6	6	6	6
18	03-051-024	(1987- )	#72 MSTR 3-H Flange	4	4	4	4	4	4
19	33-051-001	(1987- )	1-7/16 B. Bearing	2	2	2	2	2	2
20	52-050035		Carriage Screw, 3/8 x 1	6	6	6	6	6	6
21	66-010150		Lockwasher, 3/8	6	6	6	6	6	6
22	68-010150		Hex Nut, 3/8	6	6	6	6	6	6

# PAN AND ECCENTRIC SUPPORT ASSEMBLY (2-Row and 4-Row)

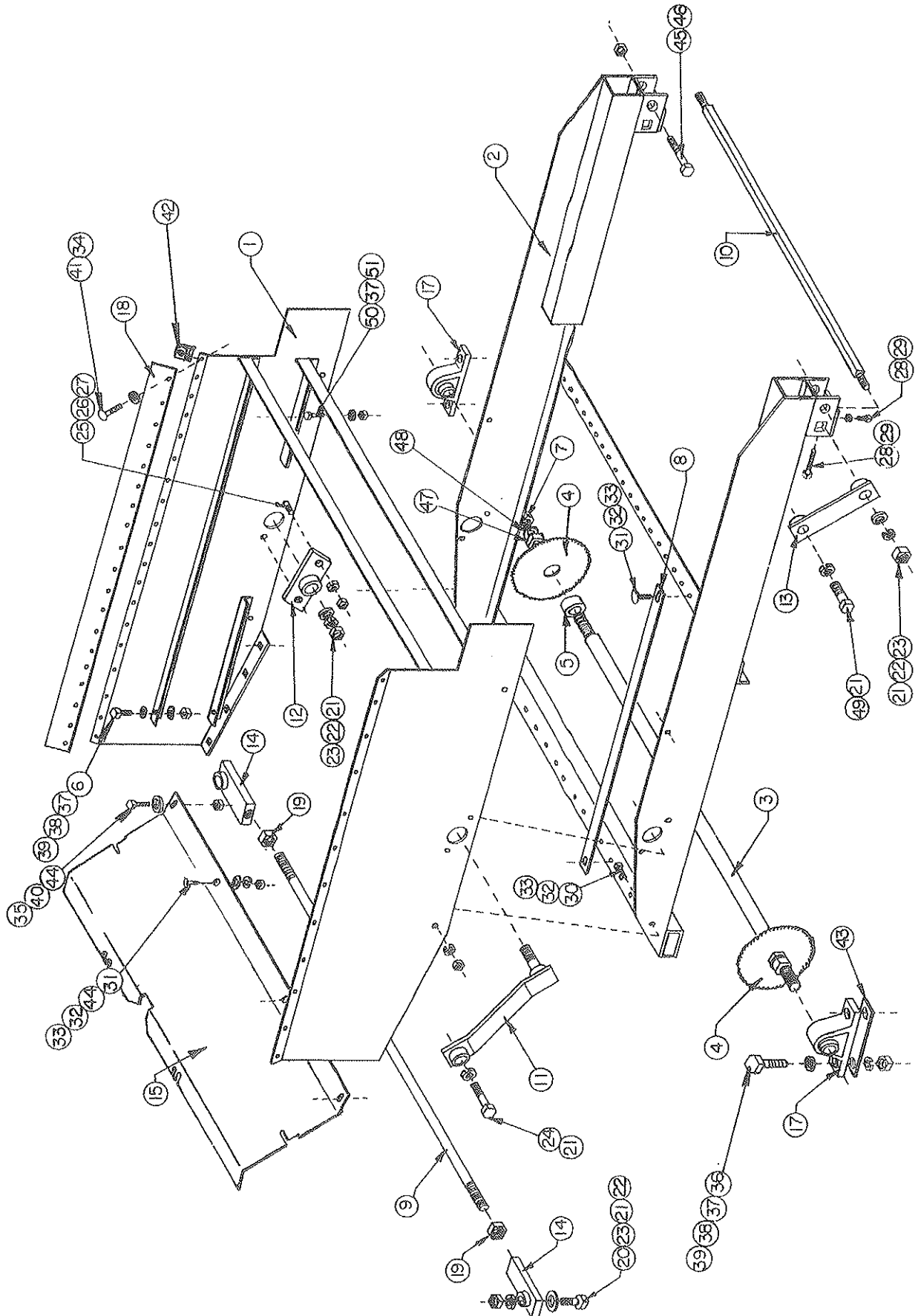


ITEM	PART NO.	SERIAL NO. OR YR.	DESCRIPTION	QTY.	
				2R	4R
1	33-080-020 33-080-436	(1987-) (1990-)	Pan Frame Pan Frame, 4R, 90	1	—
2	33-080-021 33-080-437	(1987-) (1990-)	Yoke Assembly Yoke Assembly, 90	1	—
3	33-081-009 33-081-109 33-050-015 33-050-103	(1987-) (1990-) (1987-) (1990-)	Hanger Assembly, Pan Hanger Ass'y Pan, 90 Bushing, Rubber Pivot Bushing, Rubber Pivot	2	2
4	33-081-013 33-050-015	(1987-) (1987-)	Hanger Assembly, Lt. Bushing, Rubber Pivot	1	1
5	33-081-014 33-050-015	(1987-) (1987-)	Hanger Assembly, Rt. Bushing, Rubber Pivot	1	1
6	33-024-092	(1987-)	Spacer	3	3
7	33-080-303	(1989-)	Push Rod End (Long)	2	2
8	33-081-070 33-050-015	(1989-) (1987-)	Push Rod End, 89 Bushing, Rubber Pivot	2	2
9	33-080-302	(1989-)	Push Rod Adj. Stud — '89	2	2
10	33-026-105 33-026-178	(1988-) (1990-)	Pan Shaft, '88 Pan Shaft, 4R	1	—
11	33-026-033 33-026-138	(1987-) (1989-)	Pan Shaft — Front Pan Shaft — Front, 4R	1	—
12A	33-081-016 33-050-015	(1987-) (1987-)	Pan Bearing Support Assembly Bushing, Rubber Pivot	2	—
12B	33-081-106 33-080-436 33-051-029 02-050-005 33-050-100	(1990-) (1990-) (1990-) (1990-) (1990-)	Pan Bearing Support Assembly Pan Bearing Support Weldment Needle Brg. 7/8 B. Grease Fitting 1/4-28 Ring, 1-5/8 Int. Retaing.	—	2
13A	33-081-104 33-057-010 33-051-031 02-050-005 33-050-098	(1990-) (1990-) (1990-) (1990-) (1990-)	Eccentric Bushing & Brg. Assembly — 1990 Eccentric Brg. Housing — 1990 1-3/4 B. Brg. 1/4 — 28 Grease Fitting Snap Ring	1	—
13B	33-051-030 33-051-039	(1990) (1991-)	1-3/4" Pillow Bearing 1-3/4" B Eccentric Brg. '91	—	(2)
13C	33-051-038	(1991-)	1-3/4" B Hanger Brg. '91	—	1
14	33-027-158 33-027-598	(1987-) (1989-)	Pan Floor, Front Pan Floor, Front, 4R	1	—
15	33-027-324 33-027-535	(1987-) (1989-)	Pan Floor, Rear Pan Floor, Rear, 4R	1	—
16	33-050-003	(1987-)	Pan Seal	2	2
17A	33-080-463	(1990-)	Eccentric Shaft Assembly, 2R	1	—
17B	33-080-433	(1990-)	Eccentric Shaft Assembly, 4R	—	1
18	33-080-063 33-080-439	(1987-) (1990-)	Eccentric Support Eccentric Support, 4R	1	—
19	27-026-015	(1987-)	Key, 3/8 x 1-5/8	1	1
20	33-051-004	(1987-)	1-7/16 Pillow Bearing Assembly	1	—

**PAN AND ECCENTRIC SUPPORT ASSEMBLY**

ITEM	PART NO.	SERIAL NO. OR YR.	DESCRIPTION	QTY.	
				2R	4R
21	33-051-005	(1987- )	1-3/16 Pillow Bearing Assembly	2	2
22	33-050-025	(1987- )	Pan Seal -- Front	1	--
23	33-080-538	(1987- )	Divider -- Lt.	1	1
24	33-080-539	(1987- )	Divider -- Rt.	2	2
25	33-050-099	(1990- )	Tine Spacer	25	35
26	33-023-218	(1987- )	Tine Support -- Bottom	1	--
	33-023-307	(1989- )	Tine Support -- Bottom, 4R	--	1
27	33-050-024	(1987- )	Separator Tine	24	34
28A	33-051-001	(1987- )	1-7/16 B. Bearing	1	--
28B	33-051-002	(1990- )	1-3/4 B. Bearing	--	1
29A	03-051-024	(1987- )	#72 MSTR 3-H Flange	2	--
29B	02-051-038	(1990- )	G-85 MSB 4-H Flange	--	2
30	52-030100		Carriage Screw, 5/16 x 3/4	14	14
31	52-050019		Carriage Screw, 5/16 x 1-1/4	46	56
32	58-020102		Rd. Hd. Screw, 1/4 x 3/4	35	26
33	48-090170		Capscrew, 3/8 x 1-1/2	4	--
34	54-010171		Setscrew, 3/8 x 1-1/4 Sq. Hd.	2	3
35	48-091000		Capscrew, 5/8 x 3	6	2
36A	48-090750		Capscrew, 1/2 x 3-1/2	2	--
36B	48-091048		Capscrew, 5/8 x 3-1/4	--	6
37	48-090592		Capscrew, 1/2 x 1-1/4	8	8
38	33-059-005	(1990- )	Hose, 1/4 x 36-1/2 Lg.	--	1
39	62-010050		Flatwasher, 5/16	8	18
40	66-010100		Lockwasher, 5/16	67	72
41	68-010100		Hex Nut, 5/16	67	72
42	66-010150		Lockwasher, 3/8	7	4
43	68-010150		Hex Nut, 3/8	7	4
44	62-010010		Flatwasher, 1/4	35	26
45	52-050020		Carriage Screw, 5/16 x 1-1/2	2	2
46	33-050-029	(1987- )	"U" - Nut, 1/4	35	26
47	62-010200		Flatwasher, 1/2	10	10
48	66-010250		Lockwasher, 1/2	14	12
49	68-010250		Hex Nut, 1/2	14	12
50	66-010300		Lockwasher, 5/8	8	10
51	68-010300		Hex Nut, 5/8	6	4
52	33-059-004	(1990- )	Hose, 1/4 x 43 Lg.	--	1
53	70-010050		Jam Nut, 3/8	10	11
54	48-090596		Capscrew, 1/2 x 1-3/4	4	6
55	48-091050		Capscrew, 5/8 x 3-1/2	--	2
56	62-010250		Flatwasher, 5/8	2	8
57	54-010170		Setscrew, 3/8 x 1 Sq. Hd.	8	4
58A	52-050035		Carriage Screw, 3/8 x 1	3	--
58B	52-050125		Carr. Sc. 1/2 x 1-1/4	--	4
59	48-090035		Capscrew, 5/16 x 2	5	5
60	68-010350		Hex Nut, 3/4 LH.	2	2
61	68-010351		Hex Nut, 3/4, RH.	2	2
62	72-040050		Jam Locknut, 5/8	--	2
63	15-026-003	(1987- )	Linkage Bushing	7	7
64	70-010140		Jam Nut, 5/8	2	2
65	48-200030		Capscrew, 5/8 x 3-1/4 Grd. 8 NF	1	--
66	72-010110		Locknut, 5/8 NF	1	--
67	33-027-513	(1989- )	Corner Panel	2	2
68	48-090595		Capscrew, 1/2 x 1-1/2	1	2
69	62-010150		Flatwasher, 7/16	--	33
70	48-010650		Capscrew, 3/4 x 1-1/2 Grd. 2 Plain	1	--
71	62-010300		Flatwasher, 3/4	1	--
72	66-010350		Lockwasher, 3/4	1	--
73	48-091600		Capscrew, 7/8 x 3 Grd 5, Plt'd	--	2
74	33-024-186	(1990- )	Spacer, Pan Brg.	--	4
75	72-040070		Lock Nut, 7/8 Jam	--	2
76	33-059-003	(1990- )	Hose Adapter	--	2
77	54-010255		Setscrew, 1/2 x 1-1/2	--	4
78	70-010100		Jam Nut, 1/2	--	4
79	33-027-728		Eccentric Brg. Shield	--	1
80	33-023-461		Shield Cap (4R)	--	2
81	48-090335		Capscrew, 3/8 x 5-1/2	--	4
82	62-010100		Flatwasher, 3/8	--	4
83	72-020050		Locknut, 5/8	--	4
84	33-050-126		Seal & Carrier Ass'y.	--	1
85	33-051-040		Bearing Seal & Cap	--	2
86	33-050-128		End Closure	--	1
87	33-056-036		Forsheda Seal	--	3
88	33-056-037		Gasket -- Shield	--	3
89	33-051-041		1-3/4 Eccentric Locking Collar	--	1
90	33-050-130		Screws	--	18
91	33-050-125		1/8" Pine Adapter	--	1
92	62-020040		Flatwasher, 5/8" SAE	--	4

# STEMMER TOP AND BOTTOM (2-Row and 4-Row)



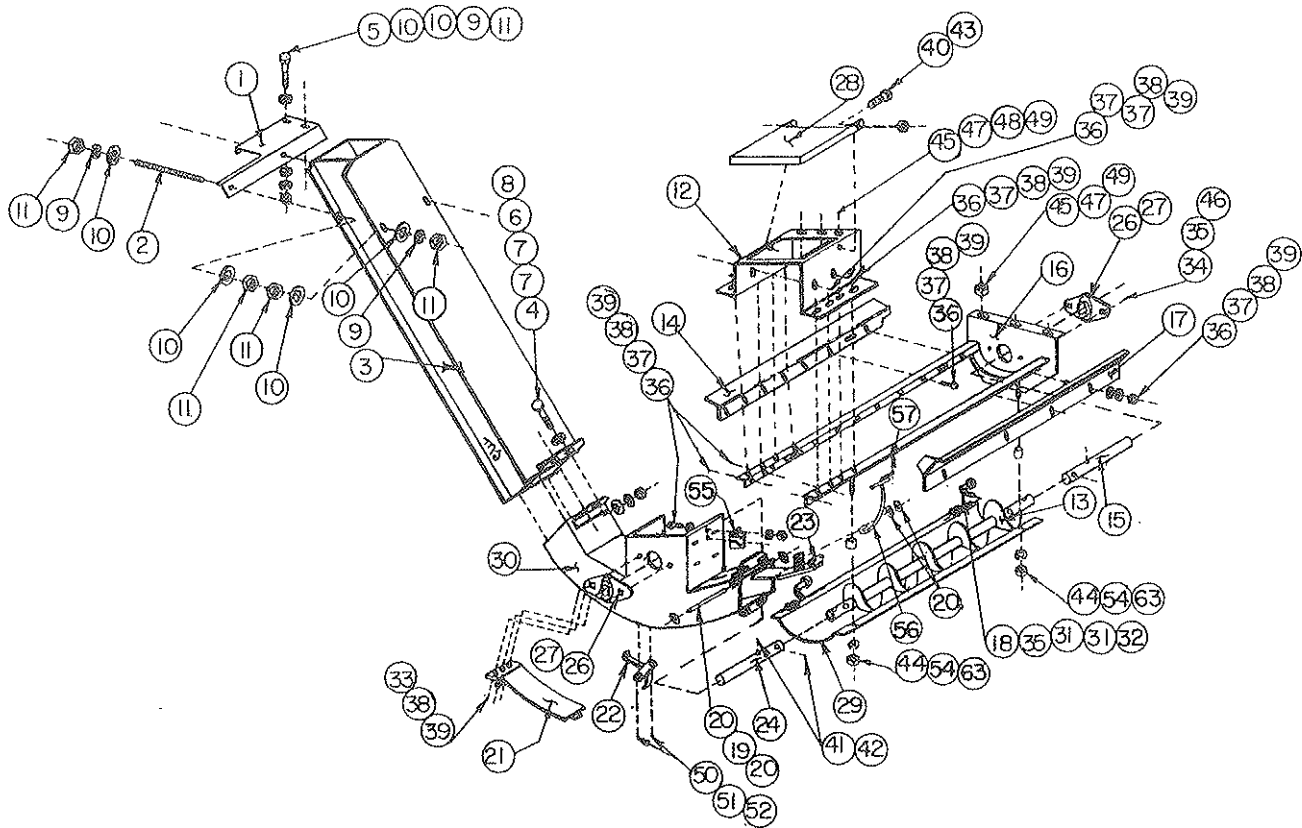


## STEMMER TOP AND BOTTOM

ITEM	PART NO.	SERIAL NO. OR YR.	DESCRIPTION	QTY.	
				2R	4R
1	33-080-225	(1988- )	Stemmer Top — '88	1	—
	33-080-320	(1989- )	Stemmer Top, 4R	—	1
2	33-080-073	(1987- )	Stemmer Bottom	1	—
	33-080-317	(1989- )	Stemmer Bottom, 4R	—	1
3	33-026-101	(1988- )	Shaft—Stemmer Saw	2	—
	33-026-137	(1989- )	Shaft—Stemmer Saw, 4R	—	2
4	33-050-013	(1987- )	Saw—Stemmer	80	112
5	33-024-063	(1987- )	Spacer—Saw	82	110
6	48-090100		Capscrew, 3/8 x 1	4	4
7	70-010250		Jam Nut 1"	4	4
8	33-023-007	(1987- )	Stemmer Slats	39	57
9	33-026-006	(1987- )	Stabilizer Rod	1	—
	33-026-134	(1989- )	Stabilizer Rod, 4R	—	1
10	33-026-106	(1988- )	Stemmer Shaft—'88	1	—
	33-026-136	( 1 9891 990)	Stemmer Shaft, 4R	—	(1)
	33-026-192	(1991- )	Stemmer Shaft—4-R '91	—	1
11	33-081-011	(1987-1990)	Hanger Assembly—Rear	2	(2)
	33-081-115	(1991- )	Hanger Assembly—Rear 91	—	2
	33-050-015	(1987-1990)	Bushing, Rubber Pivot	2	(2)
	33-050-103	(1991- )	Bushing, Rubber Pivot	—	2
12	33-081-012	(1987-1990)	Support Assembly—Stemmer	2	(2)
	33-081-116	(1991- )	Support Stemmer—'91	—	2
	33-050-015	(1987-1990)	Bushing, Rubber Pivot	2	(2)
	33-050-103	(1991- )	Bushing, Rubber Pivot	—	2
13	33-081-010	(1987-1990)	Hanger Assembly, Front	2	(2)
	33-081-114	(1991- )	Hanger Assembly, Front	—	2
	33-050-015	(1987-1990)	Bushing Rubber Pivot	4	(4)
	33-050-103	(1991- )	Bushing Rubber Pivot	—	4
14	33-081-018	(1987- )	Rod End Assembly	2	2
	33-050-015	(1987- )	Bushing, Rubber Pivot	2	2
15	33-027-390	(1988-1992)	Stemmer Floor—'88	(1)	—
	33-027-537	(1989-1990)	Stemmer Floor, 4R	—	(1)
	33-080-489	(1991-1992)	Stemmer Floor Weld't. 1991	—	(1)
	33-027-791	(1993- )	Stemmer Flr. 4-Row	1	(1)
	33-027-792	(1993- )	Stemmer Flr. 2-Row	1	(2)
16	54-010256	(1987-1991)	Setscrew, 1/2 x 1-3/4	(2)	(2)
17	33-051-006	(1987- )	7/8" Pillow Bearing	4	4
18	33-050-022	(1987- )	Seal Stemmer	2	2
19	70-010140		Jam Nut, 5/8	2	2
20	48-091000		Capscrew, 5/8 x 3	2	2
21	66-010300		Lockwasher, 5/8	10	6
22	68-010300		Hex Nut, 5/8	4	6
23	62-010250		Flatwasher, 5/8	6	6
24	48-090985		Capscrew, 5/8 x 2-3/4	2	—
25	48-090595		Capscrew, 1/2 x 1-1/2	4	4
26	66-010250		Lockwasher, 1/2	4	4
27	68-010250		Hex Nut, 1/2	4	4
28	54-010255		Setscrew, 1/2 x 1-1/2	4	4
29	70-010100		Jam Nut, 1/2	2	4
30	48-040060		Capscrew, 5/16 x 3/4	4	4
31	52-050010		Carriage Screw, 5/16 x 1 Grd 5	82	117
32	66-010100		Lockwasher, 5/16	86	121
33	68-010100		Hex Nut, 5/16	86	121
34	62-010010		Flatwasher, 1/4	14	14
35	48-090036		Capscrew, 5/16 x 1	6	6
36	48-090170		Capscrew, 3/8 x 1-1/2	8	8
37	62-010100		Flatwasher, 3/8	12	12
38	66-010150		Lockwasher, 3/8	12	12
39	68-010150		Hex Nut, 3/8	12	12
40	72-010025		Locknut, 5/16	6	6
41	58-020101		Rd. Hd Screw, 1/4 x 5/8	14	14
42	33-050-029	(1987- )	"U"-Nut, 1/4	14	14
43	33-027-376	(1987- )	Spacer, 1-1/2 x 5-3/8	2	2
44	62-010050		Flatwasher, 5/16	8	9
45	48-090984		Capscrew, 5/8 x 2-1/2	2	2
46	72-020050		Locknut, 5/8	2	2
47	68-010450		Hex Nut, 1	4	4
48	66-010600		Lockwasher, 1" Ext Tooth	4	4
49	48-091048		Capscrew, 5/8 x 3-1/4	2	4
50	48-090210		Capscrew, 3/8 x 2-1/4 Grd. 5 Plt'd	—	4
51	72-010050		Locknut, 3/8 Grd "B" Plt'd	—	4

\* Use Item 43 With front set of Stemmer Saw Bearings (33-081-003)

## CONVEYOR GROUP (2-Row)



ITEM	PART NO.	SERIAL NO. OR YR.	DESCRIPTION	QTY.
1	33-027-293	(1987- )	Duct Support	1
2	33-050-071	(1988- )	Delivery Duct Stud	2
3	33-080-231	(1988- )	Duct Weldment '88	1
4	48-090036		Capscrew, 5/16 x 1 Grd. 5 Plt'd	4
5	48-090100		Capscrew, 3/8 x 1 Grd. 5 Plt'd	2
6	66-010100		Lockwasher, 5/16	4
7	62-010050		Flatwasher, 5/16	8
8	68-010100		Hex Nut, 5/16	4
9	66-010150		Lockwasher, 3/8	6
10	62-010100		Flatwasher, 3/8	12
11	68-010150		Hex Nut, 3/8	10

## '88 AUGER TROUGH ASSEMBLY (2-ROW) (33-081-056)

ITEM	PART NO.	SERIAL NO. OR YR.	DESCRIPTION	QTY.
12	33-027-415	(1988- )	Hopper Hanger	1
13	33-080-032	(1987- )	Auger, 2-Row	1
14	33-080-086	(1987- )	Baffle — Front	1
15	33-026-004	(1987- )	Shaft, Auger Rt.	1
16	33-080-239	(1988- )	Trough Support, 2-Row	1
17	33-080-029	(1987- )	Baffle Rear	1
18	15-050-011	(1988- )	Swivel Screw, 5/16	2
19	33-026-112	(1988- )	Hopper Baffle Hinge Pin	1
20	33-050-077	(1988- )	1/4" Push-On Fastener	4
21	33-080-232	(1988- )	Door — '88	1
22	31-050-102	(1987- )	Hopper Latch	1
23	33-080-234	(1988- )	Baffle, 2-Row	1
24	33-026-014	(1987- )	Shaft Auger Lt.	1
25	58-020300	(1988-1991)	Thumb Screw, 5/16 x 1/2 Plt'd	1

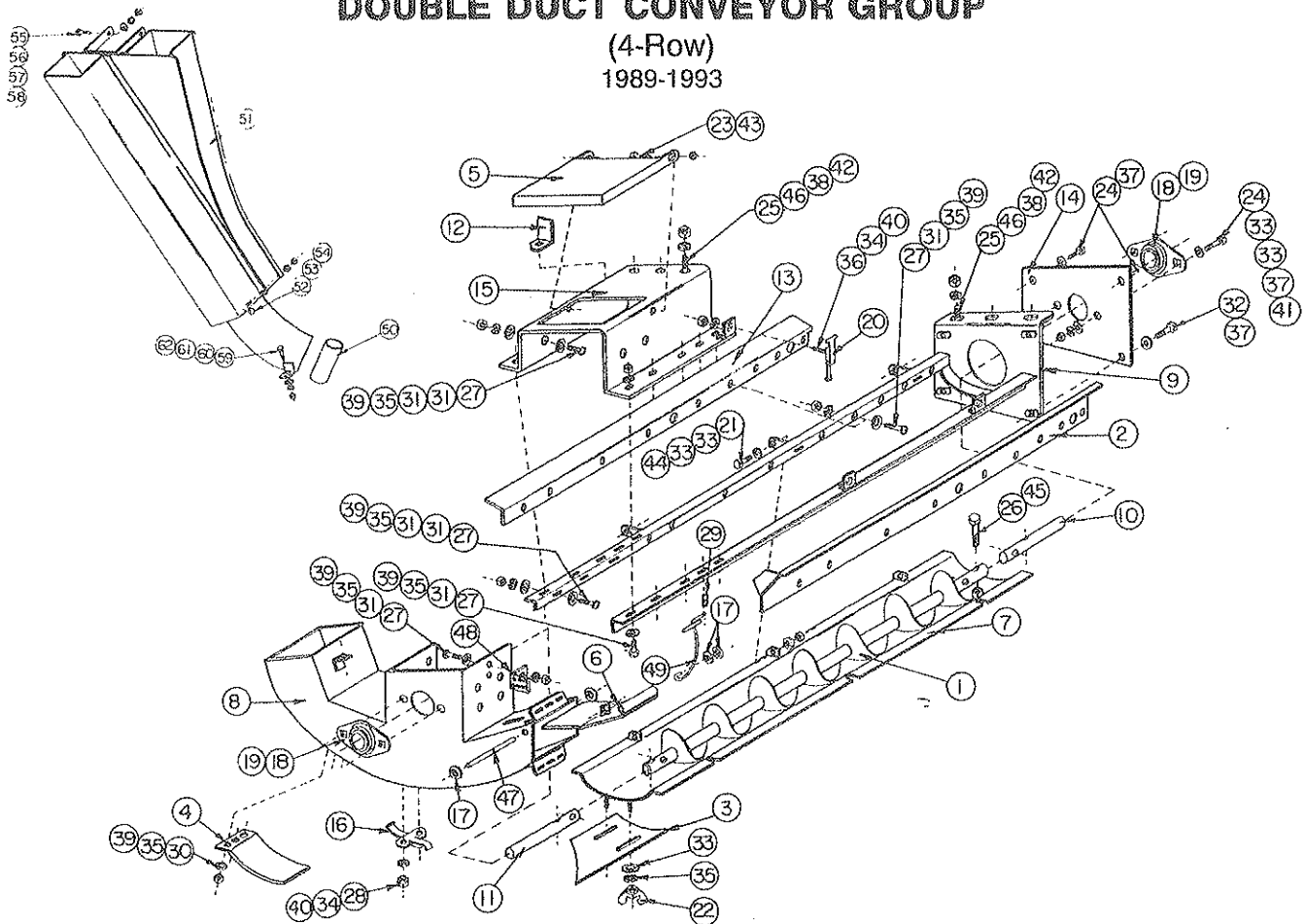
ITEM	PART NO.	SERIAL NO. OR YR.	DESCRIPTION	QTY.
26	03-051-021	(1987- )	Bearing	2
27	04-051-002	(1987- )	Bearing Flange	4
28	33-080-233	(1988- )	Hopper Lid '88	1
29	33-080-235	(1988- )	Auger Trough	1
30	33-080-238	(1988- )	Hopper	1
31	62-010050		Flatwasher, 5/16 Pl't'd	4
32	72-010025		Locknut, 5/16 Grd. "B"	2
33	58-020400		Machine Screw, 1/4 x 1/2	3
34	66-010100		Lockwasher, 5/16	4
35	68-010100		Hex Nut, 5/16	6
36	58-020102		Machine Screw, 1/4 x 3/4	28
37	62-010100		Flatwasher, 1/4	32
38	66-010050		Lockwasher, 1/4	33
39	68-010050		Hex Nut, 1/4	33
40	72-010020		Lock Nut, 1/4 Grd. "A"	2
41	48-090210		Capscrew, 3/8 x 2-1/4 Grd. 5	4
42	72-010050		Lock Nut, 3/8	4
43	48-090005		Capscrew, 1/4 x 5/8	2
44	72-010100		Lock Nut, 1/2	2
45	66-010150		Lockwasher, 3/8	6
46	48-040060		Capscrew, 5/16 x 3/4	4
47	68-010150		Hex Nut, 3/8	6
48	62-010100		Flatwasher, 3/8	3
49	48-090100		Capscrew, 3/8 x 1	6
50	58-020050		Machine Screw, #10 - 24 x 1/2	2
51	66-010025		Lockwasher, #10	2
52	68-010025		Hex Nut, #10	2
54	62-010200		Flatwasher, 1/2	2
55	33-027-732	(1992- )	Plate, Adjusting -- 4-Row	1
56	33-080-491	(1992- )	Damper Control Rod	1
57	18-050-068	(1992- )	.120 x 2-3/8" Hair Pin Cotter	1
63	15-026-003	(1987- )	Linkage Bushing	2

**PLASTIC LINERS (NOT SHOWN)**  
(2-Row)

ITEM	PART NO.	SERIAL NO. OR YR.	DESCRIPTION	QTY.
58	33-027-966		Liner, 2R Delivery Duct	1
59	33-027-965		Liner, 2R Tank Duct	1
60	33-027-749		Liner, Air Lift Fan	1
61	33-027-756		Liner, Hopper	1

# DOUBLE DUCT CONVEYOR GROUP

(4-Row)  
1989-1993



'88 AUGER TROUGH ASSEMBLY  
(33-081-094) (Machines prior to 1994)

ITEM	PART NO.	SERIAL NO. OR YR.	DESCRIPTION	QTY
1	33-080-379		Auger	1
2	33-080-401		Rear Auger Baffle	1
3	33-027-628	(1989-1990)	Flow Extension Plate	(1)
	33-027-752	(1991- )	Auger Trough Extension	(1)
	33-027-769	(1992- )	Extension, Auger Trough	1
4	33-080-232		Hopper Door, '88	1
5	33-080-233		Hopper Lid, '88	1
6	33-080-376		Hopper Baffle Weld't.	1
7	33-080-380	(1989-1990)	Auger Trough	(1)
	33-080-503	(1991- )	Auger Trough Weld't.	1
8	33-080-464		Hopper, 1990	1
9	33-080-381	(1989-1990)	Trough Support	(1)
	33-080-505	(1991- )	Trough Support	1
10	33-026-004	(1987- )	Shaft Auger, Rt.	1
11	33-026-160	(1989- )	Stub Shaft — Auger	1
12	33-027-489		Front Baffle Ear	1
13	33-027-669		Front Auger Baffle	1
14	33-027-629		Auger Access Cover	1
15	33-027-566	(1989-1990)	Hopper Hanger	(1)
	33-080-506	(1991- )	Hopper Hanger	1
16	31-050-102		Hopper Latch	1
17	33-050-077		1/4" Push-On Fastener	4
18	03-051-021		1" Ext. Brg. w/Collar	2
19	04-051-002		52 MST Stamping	4
20	33-050-045		Adjustable Draw Latch	3
21	48-090037		Capscrew, 5/16 x 1-1/4 Grd. 5 Pl't'd	3

ITEM	PART NO.	SERIAL NO. OR YR.	DESCRIPTION	QTY
22	33-050-097		Wing Nut, 1/4 — 20	2
23	48-090005		Capscrew, 1/4 x 5/8 Grd. 5 Plt'd	2
24	48-040060		Capscrew, 5/16 x 3/4 Grd. 2 Plt'd	6
25	48-090100		Capscrew, 3/8 x 1 Grd. 5 Plt'd	6
26	48-090210		Capscrew, 3/8 x 2-1/4 Grd. 5 Plt'd	4
27	58-020102		Machine Screw, 1/4 x 3/4 Plt'd	44
28	58-020050		#10 — 24 x 1/2 Round Head Machine Screw	2
29	18-050-068		Hair Pin, 1/8 x 2-1/4	1
30	58-020400		Machine Screw, 1/4 x 1/2	3
31	62-010010		Flatwasher, 1/4"	58
32	48-090034		Capscrew, 5/16 x 1/2 Grd. 5 Plt'd	2
33	62-010050		Flatwasher, 5/16 Plt'd	16
34	66-010025		Lockwasher, #10 Plt'd	5
35	66-010050		Lockwasher, 1/4 Plt'd	49
36	58-010100		Machine Screw, #10 x 3/4 RD. HD.	3
37	66-010100		Lockwasher, 5/16 x Plt'd	8
38	66-010150		Lockwasher, 3/8 Plt'd	6
39	68-010050		Hex Nut, 1/4, Plt'd	47
40	68-010020		Hex Nut, #10 — 24 Plt'd	5
41	68-010100		Hex Nut, 5/16	4
42	68-010150		Hex Nut, 3/8	6
43	72-010020		Lock Nut, 1/4 Grd "A" Plt'd	2
44	72-010025		Lock Nut, 5/16 Grd "B" Plt'd	3
45	72-010050		Lock Nut, 3/8 Grd "B" Plt'd	4
46	62-010100		Flatwasher, 3/8 Plt'd	6
47	33-026-165		Hopper Baffle Hinge Pin	1
48	33-027-732		(4R) Adj. Plate	1
49	33-080-491		Damper Control Rod	1
50	33-024-177	(1989- )	Divider Pipe	1

**DELIVERY DUCT ASSEMBLY**

(4-Row) (33-081-111) (Machines prior to 1994)

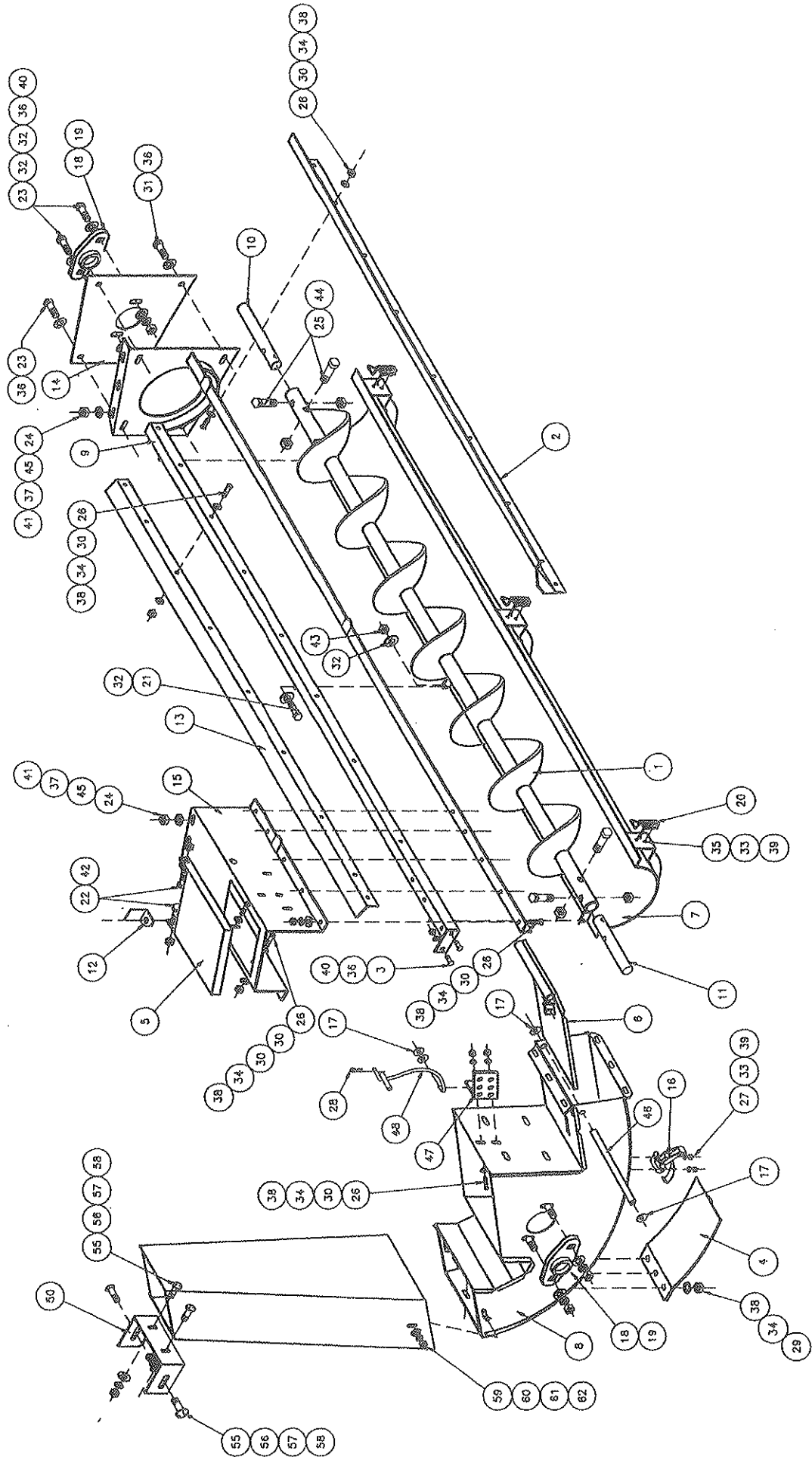
ITEM	PART NO.	SERIAL NO. OR YR.	DESCRIPTION	QTY
51	33-080-465	(1990- )	Delivery Duct, 4-R	1
52	15-050-011	(1989- )	Swivel Screw, 5/16 x 2-1/2	2
53	66-010100		Lockwasher, 5/16	2
54	68-010100		Hex Nut, 5/16	2
55	52-050035		Carr. Sc. 3/8 x 1 G.5 Plt'd	2
56	62-010100		Flatwasher, 3/8 Plt'd	2
57	66-010150		Lockwasher, 3/8 Plt'd	2
58	68-010150		Hex Nut, 3/8 Plt'd	2
59	48-090005		Capscrew, 1/4 x 5/8	1
60	62-010010		Flatwasher, 1/4	1
61	66-010050		Lockwasher, 1/4	1
62	68-010050		Hex Nut, 1/4	1

**FULL LINER KIT (NOT SHOWN)**

33-082-007 (4-Row) (Machines prior to 1994)

ITEM	PART NO.	SERIAL NO. OR YR.	DESCRIPTION	QTY
63	33-027-749		Liner, Air Lift Fan	1
64	33-027-756		Liner, Hopper	1
65	33-027-757		Liner, Rear Delivery Duct	1
66	33-027-758		Liner, Front Delivery Duct	1
67	33-027-759		Liner, Rear Tank Duct	1
68	33-027-760		Liner, Front Tank Duct	1
69	52-050010		Screw, 5/2 <sub>16</sub> x 1 NC Carr Gd. S. Plt.	44
70	62-010050		Flatwasher, 5/2 <sub>16</sub> " Standard Plt.	44
71	66-010100		Lockwasher, 5/2 <sub>16</sub> " Regular Plt.	44
72	68-010100		Nut, 5/2 <sub>16</sub> NC Hex Plt.	44

**SINGLE DUCT CONVEYOR GROUP**  
 (4-Row)  
 33-081-171





ITE	PA	NC	SE	AL	OP	1.				DES	IPT	J						V
1	33	1-37																
2	33	1-40																
3	52	1011																
4	33	1-23																
5	33	1-23																
6	33	1-37																
7	33	1-76																
8	33	1-77																
	33	1-71				199	93											
9	33	1-76																
10	33	1-00																
11	33	1-18																
12	33	1-48																
13	33	1-66																
14	33	1-62																
15	33	1-77																
16	31	1-10																
17	33	1-07																
18	03	1-02																
19	04	1-00																
20	33	1-181																
21	48	037																
22	48	005																
23	48	060																
24	48	100																
25	48	210																
26	58	102																
27	58	050																
28	18	1-068																
29	58	400																
30	66	010																
31	48	034																
32	62	050																
33	66	025																
34	66	250																
35	58	010																
36	66	100																
37	66	150																
38	68	050																
39	68	020																
40	68	100																
41	68	150																
42	72	020																
43	72	025																
44	72	050																
45	82	100																
46	33	165																
47	33	732																
48	33	491																

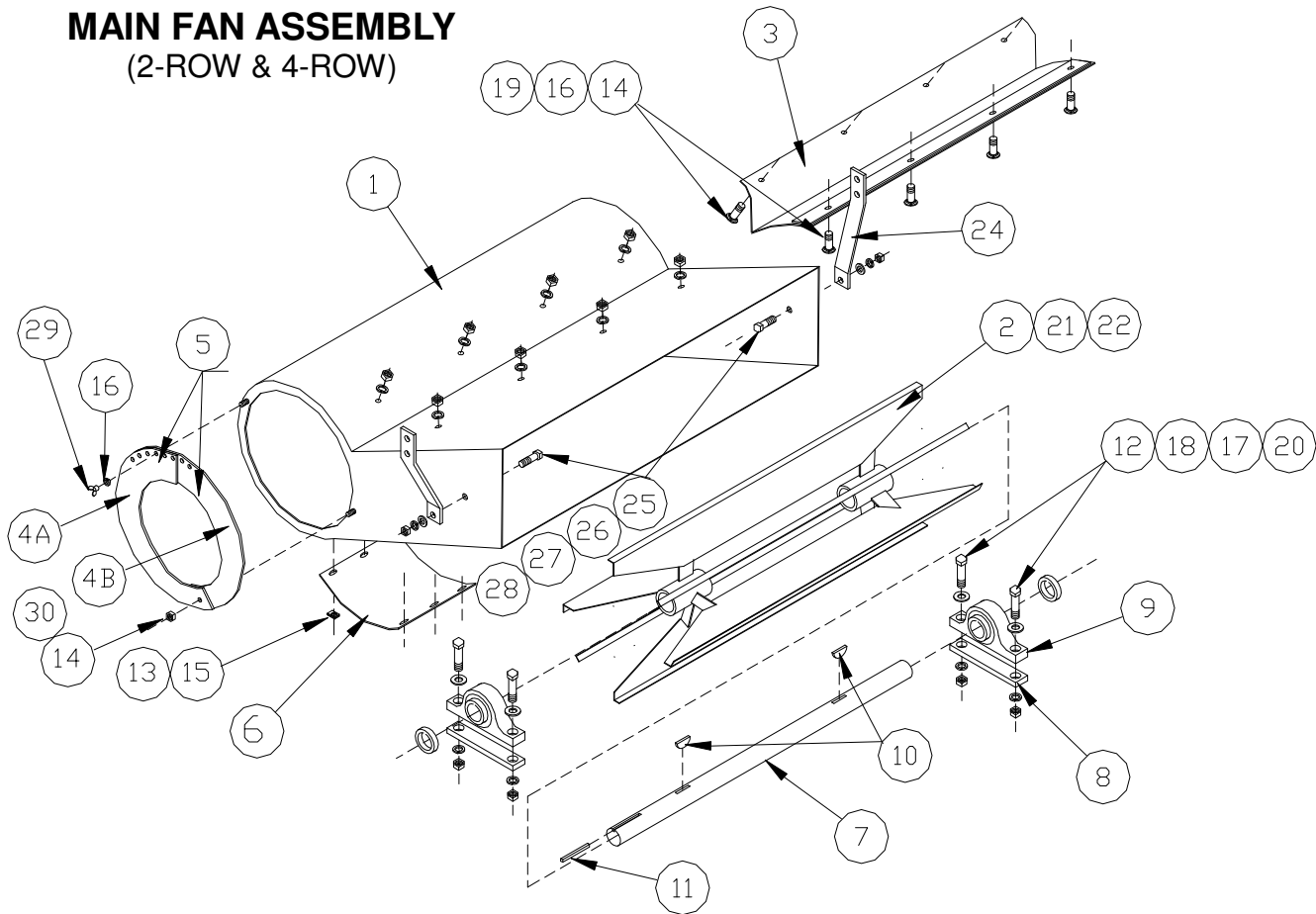
D .IV RY UC AS EN LY  
 1-R ) 3-0 -1

EM	PAF	NO.	SEP	NO	DR					ESC	PTH							Q
50	33-0	716																
51	33-0	720																
52	15-0	211																
53	36-0	00																
54	38-0	00																
55	32-0	35																
56	32-0	00																
57	36-0	50																
58	38-0	50																
59	2-0	10																
60	2-0	50																
61	6-0	00																
62	8-0	00																

DE VE Y I IEI KI  
 08 72 19 - )

EM	VAR	NO.	IER	NO	RY					ESC	TIC							Q1
	3-02	49																
	3-02	54																
	3-02	55																
	2-02	25																
	2-01	30																
	8-01	20																
	8-01	20																

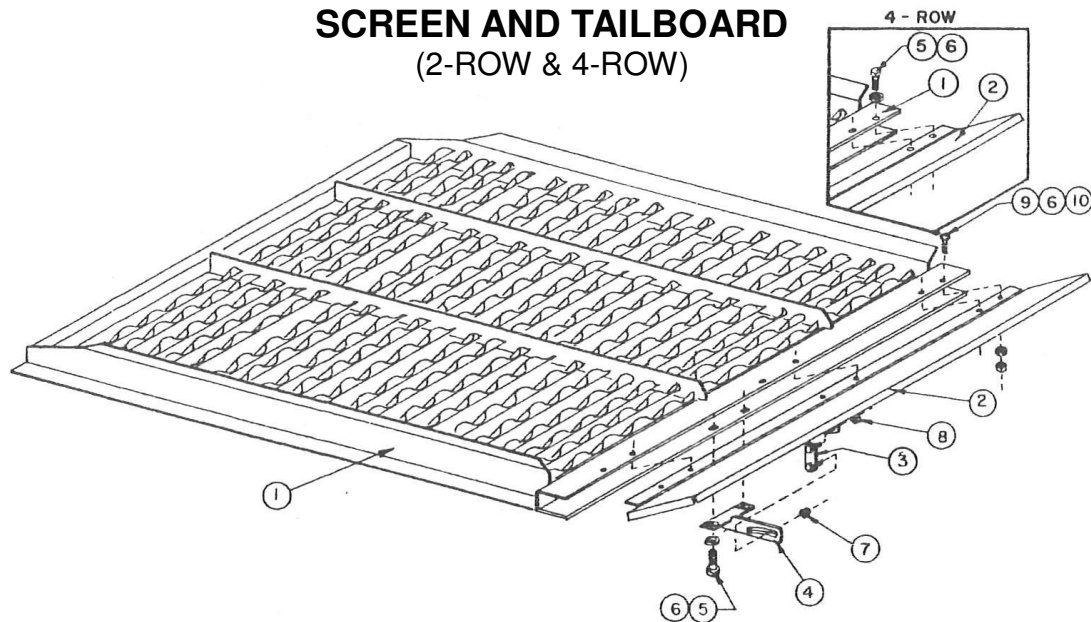
# MAIN FAN ASSEMBLY (2-ROW & 4-ROW)



ITEM	PART NO	SERIAL NO OR YR	DESCRIPTION	QTY	
				2R	4R
1	33-080-624		HOUSING, 2R MAIN FAN	1	-
	33-080-553	( -2005)	HOUSING, 4R MAIN FAN	-	(1)
	33-070-335	(2006- )	HOUSING, 4RNB MAIN FAN	-	1
2	33-080-049	(1987- )	MAIN FAN, 2R	1	-
	33-080-314	(1989- )	MAIN FAN, 4R	-	1
3	33-027-091	(1987- )	CUT-OFF, 2R MAIN FAN	1	-
	33-027-529	(1989- )	CUT-OFF, 4R MAIN FAN	-	1
4A	33-027-692	(1990- )	ADJ. FAN SHROUD - HALF FT	2	-
4B	33-027-693	(1990- )	ADJ. FAN SHROUD - HALF R.	2	-
5	33-027-707	(1990- )	ADJ. FAN SHROUD	-	4
6	33-027-351	(1987- )	ACCESS COVER, MAIN FAN	1	1
7	33-026-010	(1987- )	MAIN FAN, 2R SHAFT	1	-
	33-026-141	(1989- )	MAIN FAN, 4R SHAFT	-	1
8	33-023-194	(1987- )	SPACER BEARING	2	2
9	33-051-007	(1987- )	PILLOW BEARING, 1 11/16"	2	2
10	33-050-030	(1987- )	WOODRUFF KEY, #1210	2	4
11	27-026-015	(1987- )	KEY, 3/8 X 1 1/4	1	1
12	48-090625		CAPSCREW, 1/2 X 2 1/1	4	4
13	58-020102		MACHINE SCREW, 1/4 X 3/4	14	14
14	48-090005		CAPSCREW, 1/4 X 5/8 G5 PLT	2	2
15	33-050-029	(1987- )	"U"-NUT, 1/4	6	6
16	66-010050		LOCKWASHER, 1/4	10	10
17	66-010250		LOCKWASHER, 1/2	4	4

ITEM	PART NO	SERIAL NO OR YR	DESCRIPTION	QTY	
				2R	4R
18	62-010200		FLATWASHER, 1/2	4	4
19	68-010050		HEX NUT, 1/4	8	8
20	68-010250		HEX NUT, 1/2	4	4
21	54-010253		SETSCREW, 1/2 X 1 1/4 SQ HD	4	8
22	70-010100		JAM NUT, 1/2	4	8
23	33-023-513		FAN BRACE, LT	1	1
24	33-023-514		FAN BRACE, RT	1	1
25	48-090150		CAPSCREW, 3/8 X 1 1/4	4	6
26	62-010100		FLATWASHER, 3/8	4	6
27	66-010150		LOCKWASHER, 3/8	4	6
28	68-010150		HEX NUT, 3/8	4	6
29	33-050-097		WING NUT, 1/4	2	2
30	72-010020		LOCKNUT, 1/4	2	2

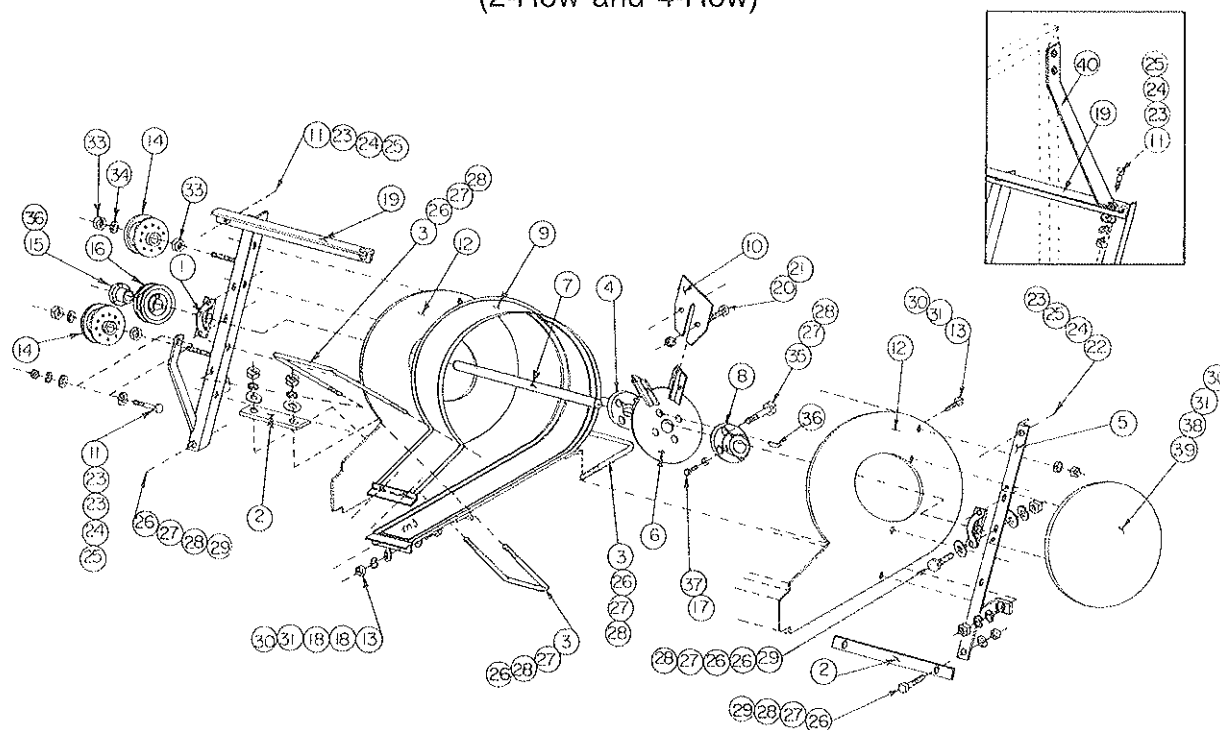
**SCREEN AND TAILBOARD  
(2-ROW & 4-ROW)**



ITEM	PART NO	SERIAL NO OR YR	DESCRIPTION	QTY	
				2R	4R
1 OR  OR	33-050-081	(1989- )	PEANUT CHAFFER W/2 1/4 SPACE, 2R	1	-
	33-050-007		PEANUT CHAFFER W/1 5/8 SPACE, 2R	1	-
	33-050-082	(1989- )	PEANUT CHAFFER W/2 1/4 SPACE, 4R	-	1
	33-050-083	(1989- )	PEANUT CHAFFER W/1 5/8 SPACE, 2R	-	1
2	33-080-175	(1987- )	TAILBOARD, 2R	1	-
	33-080-319	(1989- )	TAILBOARD, 4R	-	1
3	33-080-174	(1987- )	LINK	1	2
4	33-080-173	(1987- )	SUPPORT	1	2
5	48-040060		CAPSCREW, 5/16 X 3/4	2	9
6	66-010100		LOCKWASHER, 5/16	8	9
7	78-020049		FLANGE WHIZ LOCKNUT, 5/16	1	2
8	72-010025		LOCKNUT, 5/16	1	2
9	52-030100		CARRIAGE SCREW, 5/16 X 3/4	3	-
10	68-010100		HEXNUT, 5/16	3	-

# AIR LIFT FAN ASSEMBLY

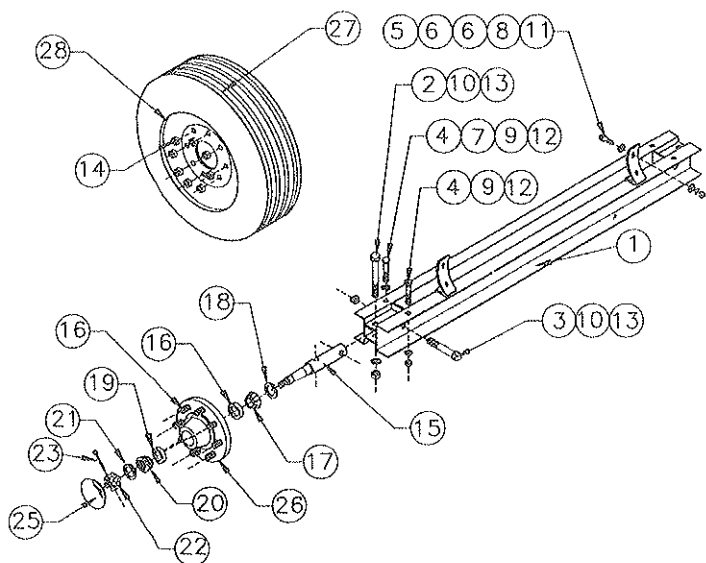
## (2-Row and 4-Row)



ITEM	PART NO.	SERIAL NO. OR YR.	DESCRIPTION	QTY.	
				2R	4R
1	33-051-003	(1987- )	Bearing	2	2
2	33-023-247	(1988- )	Duct Clamp	2	—
	33-023-318	(1989- )	Duct Clamp, 4R	—	2
3	33-050-065	(1988- )	A.L. Fan "U" Bolt	3	—
	33-050-090	(1989- )	A.L. Fan "U" Bolt, 4R	—	3
4	33-026-035	(1987- )	Flange	1	1
5	33-080-243	(1988- )	Outer Fan Mounting Angle	1	1
6	33-080-241	(1988- )	A.L. Fan Plate Weldment	1	—
	33-080-336	(1989- )	A.L. Fan Plate Weldment, 4R	—	1
7	33-026-011	(1987- )	Shaft, Fan	1	—
	33-026-150	(1989- )	Shaft, Fan 4R	—	1
8	33-080-186	(1987- )	Hub, A.L. Fan	1	1
9	33-080-242	(1988- )	Fan Cover, '88	1	—
	33-080-338	(1989- )	Fan Cover, 4R	—	1
10	33-027-417	(1988- )	A.L. Fan Blade	6	—
	33-027-562	(1989- )	A.L. Fan Blade, 4R	—	6
11	48-090595		Capscrew 1/2 x 1-1/2 Grd. 5 Plt'd	—	4
12	33-027-418	(1988- )	A.L. Fan Side '88	2	—
	33-027-563	(1989- )	A.L. Fan Side, 4R	—	2
13	48-090036		Capscrew, 5/16 x 1	12	14
14	33-053-016	(1987- )	Idler, Sheave, VC-7.3"	2	2
15	33-053-038	(1987-1990)	Bushing w/Hdw.	(1)	(1)
16	33-053-037	(1987- )	Sheave A.L. Fan	1	—
	33-053-068	(1990- )	Sheave 1C6.5-1B	—	1
17	70-010051		Jam Nut, 3/8	2	4
18	62-010050		Flatwasher, 5/16	8	12
19	33-080-240	(1988- )	A.L. Fan Support	1	—
	33-080-337	(1989- )	A.L. Fan Support, 4R	—	1
20	48-090043		Capscrew, 5/16 x 3/4	12	—
	48-090100		Capscrew, 3/8 x 1, Grd. 5 P.	—	12
21	72-010025		Lock Nut, 5/16	12	—
	72-010050		Lock Nut, 3/8	—	12
23	62-010200		Flatwasher, 1/2	5	7
24	66-010250		Lockwasher, 1/2	3	4
25	68-010250		Hex Nut, 1/2	3	4
26	62-010100		Flatwasher, 3/8	18	18
27	66-010150		Lockwasher, 3/8	16	16

ITEM	PART NO.	SERIAL NO. OR YR.	DESCRIPTION	QTY.	
				2R	4R
28	68-010150		Hex Nut, 3/8	16	16
29	48-090170		Capscrew, 3/8 x 1-1/2	6	6
30	68-010100		Hex Nut, 5/16	14	14
31	66-010100		Lockwasher, 5/16	14	14
33	68-010300		Hex Nut, 5/8	4	4
34	66-010300		Lockwasher, 5/8	2	2
35	48-090185		Capscrew, 3/8 x 1-3/4	4	4
36	33-050-052	(1987- )	Woodruff Key, #808 (1/4 x 1)	2	2
37	54-010170		Setscrew, 3/8 x 1	2	2
38	48-040065		Capscrew, 5/16 x 1 Grd. 2 Plt'd	2	2
39	33-080-207	(1987- )	Shield, Air Lift Fan	1	1
40	33-023-397	(1989- )	A.L. Fan Brace	---	1

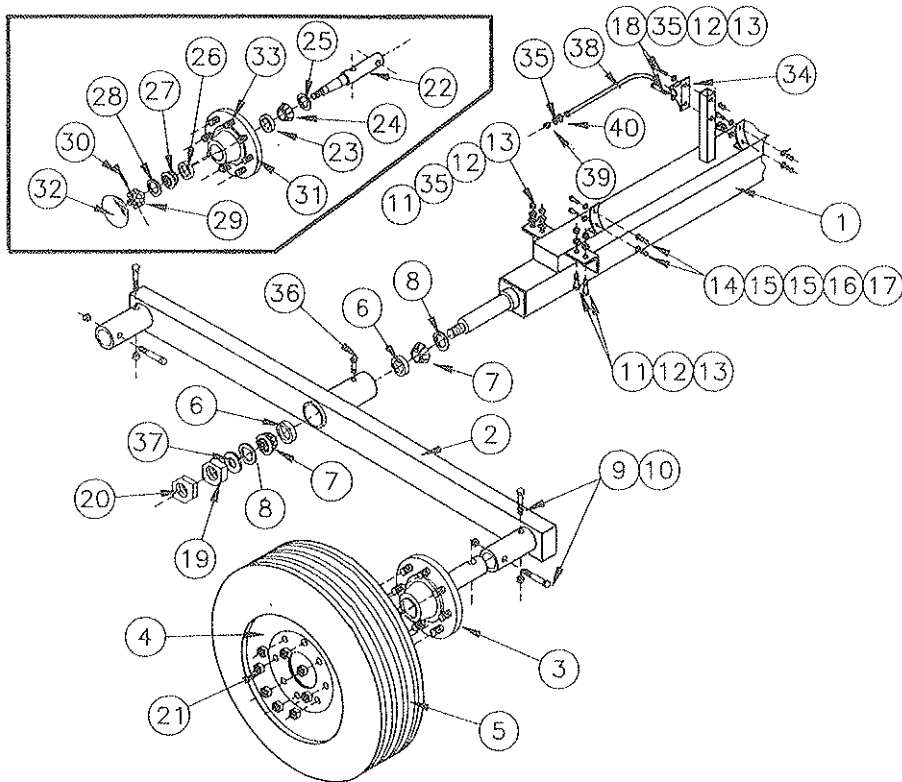
## AXLE ASSEMBLY (2 Row)



ITEM	PART NO.	SERIAL NO. OR YR.	DESCRIPTION	QTY.
1	33-080-097	(1987- )	Axle Assembly	1
2	48-091100		Capscrew, 5/8 x 5 G.5 Plt'd	2
3	48-091060		Capscrew, 5/8 x 4 G.5 Plt'd	2
4	48-090595		Capscrew, 1/2 x 1-1/2 G.5 Plt'd	4
5	48-090150		Capscrew, 3/8 x 1 1/4 Grd. 5 Plt'd	4
6	62-010100		Flatwasher, 3/8	8
7	62-010200		Flatwasher, 1/2	2
8	66-010150		Lockwasher, 3/8	8
9	66-010250		Lockwasher, 1/2	4
10	66-010300		Lockwasher, 5/8	4
11	68-010150		Hex Nut, 3/8	8
12	68-010250		Hex Nut, 1/2	4
13	68-010300		Hex Nut, 5/8	4
14	33-058-008	(1987- )	Stud Nut, 5/8	16
* 15	33-050-016	(1987- )	Spindle	2
* 16	33-051-017	(1987- )	Inner Cup	2
* 17	33-051-018	(1987- )	Inner Cone	2
* 18	33-056-007	(1987- )	Seal	2
* 19	02-051-007	(1987- )	Outer Cup	2
* 20	02-051-008	(1987- )	Outer Cone	2
* 21	33-058-007	(1987- )	Spindle Washer	2
* 22	---		Spindle Nut, 1"	2
* 23	76-010150		Spindle Cotter Pin, 3/16 x 2	2
* 24	33-058-004	(1987- )	Stud	16
* 25	33-058-005	(1987- )	Dust Cap	2
* 26	33-058-006	(1987- )	Hub	2
27	33-058-003	(1987- )	Tire, 11.25 - 24	2
28	33-058-002	(1987- )	Rim, W 10 H - 24	2

\* Makes up Hub & Spindle Assembly (33-058-001)

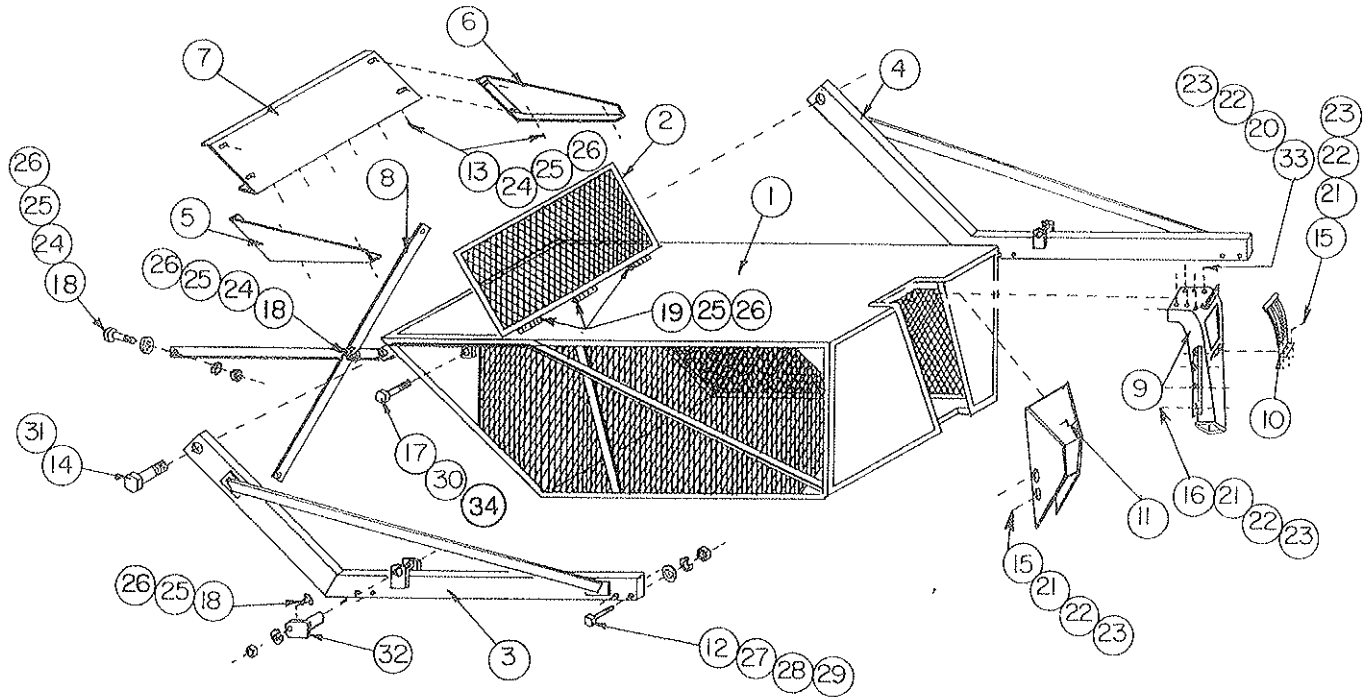
# AXLE ASSEMBLY (4-Row)



ITEM	PART NO.	SERIAL NO. OR YR.	DESCRIPTION	QTY.
1	33-080-292	(1989-1992)	4-Row Axle Weldment	(1)
	33-080-541	(1993- )	Axle, 4R.	1
2	33-080-294	(1989- )	Tandem Weldment, Rt.	1
	33-080-523	(1991- )	Tandem Weldment, Lt.	1
3	33-058-009	(1989- )	4-Row Hub & Spindle Assembly	4
4	33-058-002	(1989- )	Rim, W10 H-24	4
5	33-058-003	(1989- )	Tire 11.25 — 24	4
6	33-051-023	(1989- )	Bearing Cup (4.72 O.D.)	4
7	33-051-024	(1989- )	Bearing Cone (2.95 B)	4
8	33-056-013	(1989- )	Seal Lip (4.72 O.D.)	4
9	48-091100		Capscrew, 5/8 x 5 Grd. 5 Plt'd	8
10	72-020050		Locknut, 5/8 Grd. "C"	8
11	48-090595		Capscrew, 1/2 x 1-1/2 Grd. 5 P.	8
12	66-010250		Lockwasher, 1/2	10
13	68-010250		Hex Nut, 1/2	10
14	48-090150		Capscrew, 3/8 x 1-1/4	6
15	62-010100		Flatwasher, 3/8	12
16	66-010150		Lockwasher, 3/8	6
17	68-010150		Hex Nut, 3/8	6
18	48-090750		Capscrew, 1/2 x 3-1/2	2
19	68-010500		Hex Nut, 1-1/2	2
20	70-010300		Jam Nut, 1-1/2	2
21	33-058-008	(1989- )	Lug Nut, 5/8	32
*22	33-050-136	(1989- )	Spindle, 4-Row Wheel	4
*23	33-051-017	(1989- )	Inner Cup	4
*24	33-051-018	(1989- )	Inner Cone	4
*25	33-056-007	(1989- )	Seal	4
*26	02-051-007	(1989- )	Outer Cup	4
*27	02-051-008	(1989- )	Outer Cone	4
*28	33-058-007	(1989- )	Spindle Washer	4
*29	68-030100		Spindle Nut, 1"	4
*30	76-010150		Spindle Cotter Pin, 3/16 x 2	4
*31	33-058-004	(1989- )	Stud	32
*32	33-058-005	(1989- )	Dust Cap	2
33	33-058-006	(1989- )	Hub	4
34	33-051-005	(1989- )	1-3/16 Pillow Bearing Assembly	1
35	62-010200		Flatwasher, 1/2	5
36	33-050-091	(1989- )	Grease Fitting	2
37	33-024-136		End Washer	2
38	33-059-004		Hose 1/4 x 43" Lg.	1
39	33-059-003		Hose Adapter	1
40	62-010250		Flat Washer, 5/8	1

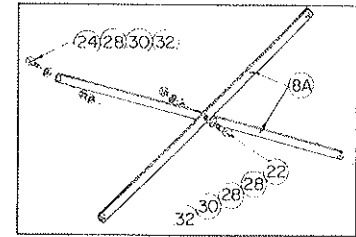
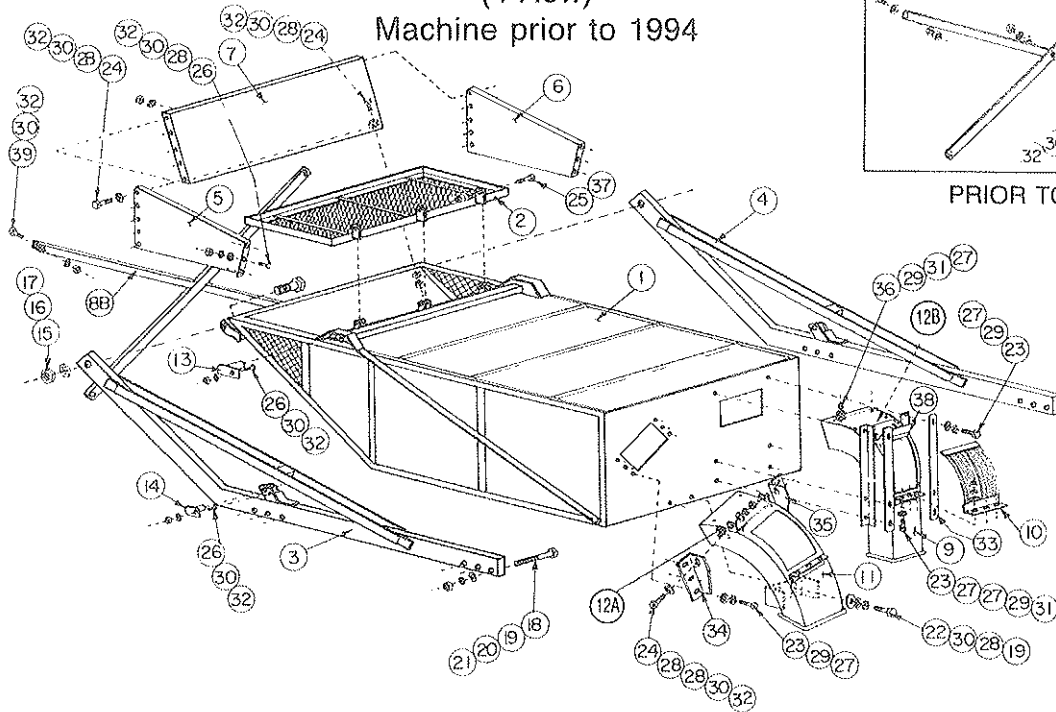
\* Makes up Hub & Spindle (33-058-009) (For Repair Parts Only)

# TANK GROUP (2-Row)



ITEM	PART NO.	SERIAL NO. OR YR.	DESCRIPTION	QTY.
1	33-080-160	(1987- )	Tank Weldment	1
2	33-080-300	(1989- )	Door, Tank	1
3	33-080-104	(1987- )	Frame, Tank --- Front	1
4	33-080-105	(1987- )	Frame, Tank --- Rear	1
5	33-027-173	(1987- )	Lip, Outer --- Front	1
6	33-027-174	(1987- )	Lip, Outer --- Rear	1
7	33-027-172	(1987- )	Lip --- Outside	1
8	33-023-119	(1987- )	Cross Brace	2
9	33-080-156	(1987- )	Duct --- Upper	1
10	33-080-155	(1987- )	Dirt Screen	1
11	33-080-230	(1988- )	Dust Cover	1
12	48-090650		Capscrew, 1/2 x 3 Grd. 5 Plt'd	8
13	48-090100		Capscrew, 3/8 x 1 G.5 Plt'd	14
14	48-100530		Capscrew, 1 x 4 G.5 Plt'd	2
15	48-010050		Capscrew, 5/16 x 3/4 G.2 Plt'd	7
16	48-010100		Capscrew, 5/16 x 1 G.2 Plt'd	6
17	48-091375		Capscrew, 3/4 x 3 Grd. 5 Plt'd	2
18	52-030250		Carr. Screw, 3/8 x 1 Grd. 2 Plt'd	7
19	48-090170		Capscrew 3/8 x 1-1/2	3
20	52-030150		Carr. Screw, 5/16 x 1 Grd.2 Plt'd	6
21	62-010050		Flatwasher, 5/16	15
22	66-010100		Lockwasher, 5/16	25
23	68-010100		Hex Nut, 5/16	25
24	62-010100		Flatwasher, 3/8	19
25	66-010150		Lockwasher, 3/8	21
26	68-010150		Hex Nut, 3/8	21
27	62-010200		Flatwasher, 1/2	8
28	66-010250		Lockwasher, 1/2	8
29	68-010250		Hex Nut, 1/2	8
30	72-010150		Locknut, 3/4	2
31	72-020125		Locknut, 1 Grd. "B"	2
32	33-080-187	(1987- )	Lower Cylinder Pin	2
33	33-050-102	(1990- )	Tank Duct Liner, 1990	1
34	33-024-084		Bushing --- Hyd. Cyl.	2

# TANK GROUP (4-Row) Machine prior to 1994

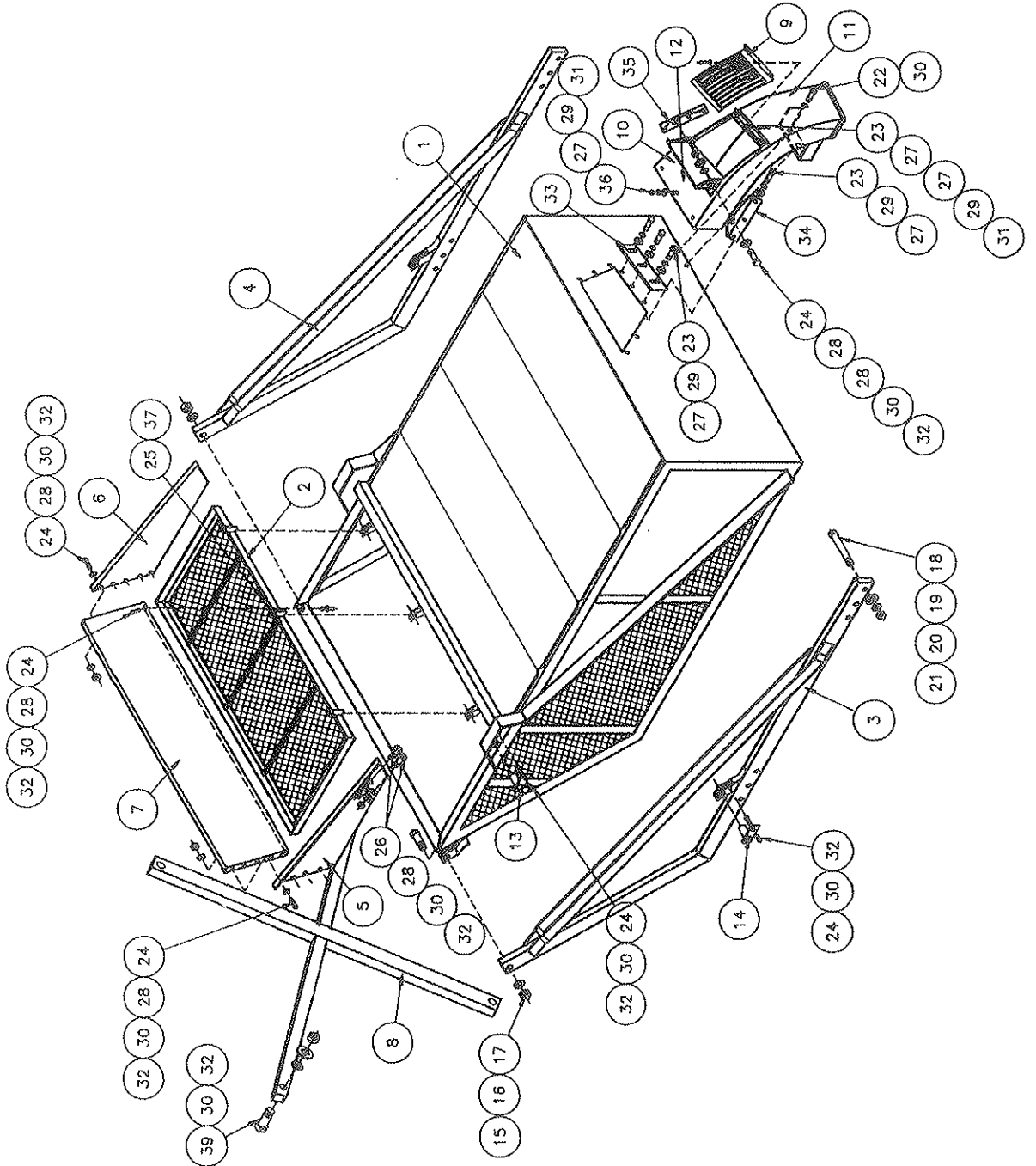


PRIOR TO 1991

ITEM	PART NO.	SERIAL NO. OR YR.	DESCRIPTION	QTY.
1	33-080-400	(1989- )	4-Row Tank	1
2	33-080-395	(1989- )	4-Row Tank Lid	1
3	33-080-398	(1989- )	4-Row Tank Mounting Arm, Front	1
4	33-080-399	(1989- )	4-Row Tank Mounting Arm, Rear	1
5	33-080-391	(1989- )	4-Row Lip Support Weldment, Lt.	1
6	33-080-392	(1989- )	4-Row Lip Support Weldment, Rt.	1
7	33-080-396	(1989- )	4-Row Tank Lip	1
8A	33-023-369	(1989-1990)	4-Row Cross Brace	(2)
8B	33-080-490	(1991- )	Cross Tube Weld.	1
9	33-080-394	(1989- )	4-Row Tank Rear Duct	1
10	33-080-155	(1989- )	Dirt Screen	2
11	33-080-393	(1989-1990)	4-Row Tank Front Duct	(1)
	33-080-519	(1991- )	4-Row Tank Front Duct	1
12	33-050-093	(1989-1991)	Tank Rubber Liner	(2)
12A	33-027-759	(1992- )	Liner, Tank Duct Rear	1
12B	33-027-760	(1992- )	Liner, Tank Duct Front	1
13	33-080-386	(1989-1991)	Top Cyl. Pin 4R	(2)
	33-080-527	(1992- )	Pin, (4R) 92 Top Cyl.	2
14	33-080-187	(1989-1991)	Lower Cylinder Pin	(2)
	33-080-528	(1992- )	Pin (4R) 92 Lower Cyl.	2
15	48-100600	(1989-1991)	Capscrew, 1 x 5 Grd. 5 Pli'd	(2)
	48-100610	(1992- )	Capscrew 1 x 5 1/2 Grd. 5	2
16	62-010370		Flatwasher, 1"	2
17	72-020125		Locknut, 1 Grd. "B" Pli'd	2
18	48-090850		Capscrew, 1/2 x 4 Grd. 5 Pli'd	12
19	62-010200		Flatwasher, 1/2	14
20	66-010250		Lockwasher, 1/2	12
21	68-010250		Hex Nut, 1/2	12
22	48-090170		Capscrew, 3/8 x 1-1/2 Grd. 5 Pli'd	2
23	48-090036		Capscrew, 5/16 x 1 Grd. 5 Pli'd	18
24	48-090100		Capscrew, 3/8 x 1 Grd. 5 Pli'd	25
25	48-090595		Capscrew, 1/2 x 1-1/2 Grd. 5 Pli'd	3
26	52-050035		Carriage Screw, 3/8 x 1 Grd. 5	10
27	62-010050		Flatwasher, 5/16 Pli'd	32
28	62-010100		Flatwasher, 3/8 Pli'd	35
29	66-010100		Lockwasher, 5/16	30
30	66-010150		Lockwasher, 3/8	36
31	68-010100		Hex Nut, 5/16	18
32	68-010150		Hex Nut, 3/8	34
33	33-023-363	(1989- )	4-Row Duct Lock Strap	2
34	33-027-645	(1989- )	4-Row Front Duct Mtg. Flange, Lt.	1
35	33-027-646	(1989- )	4-Row Front Duct Mtg. Flange, Rt.	1
36	52-050005		Carriage Screw, 5/16 x 3/4, Grd. 5 Pli'd.	12
37	72-010100		Locknut, 1/2	3
38	33-027-689	(1989- )	Adj. Air Deflector	2
39	48-090185		Capscrew, 3/8 x 1 1/4 Grd. 5 Pli'd	4



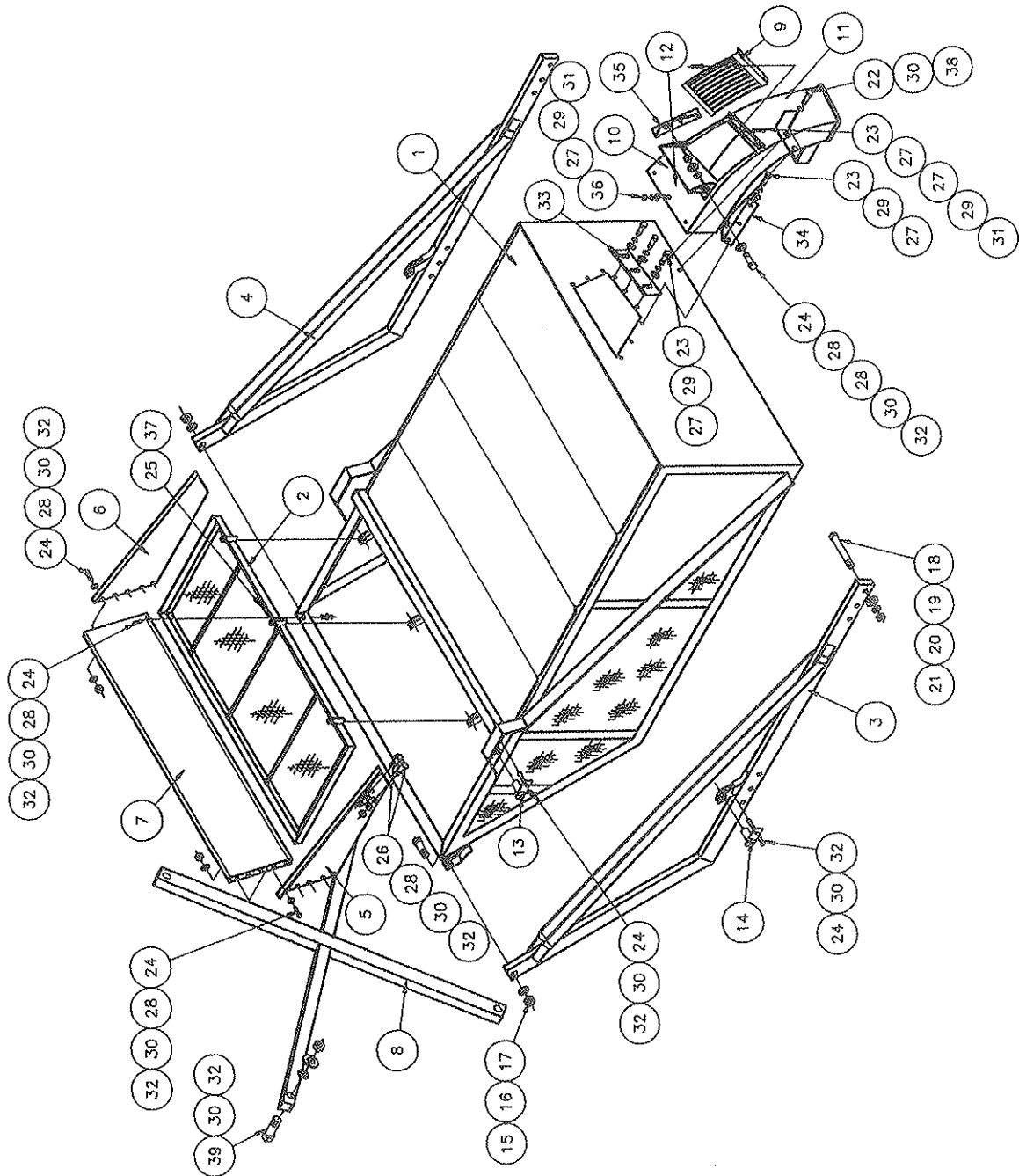
# TANK GROUP (4-Row) (1994- )



ITEM	PART NO.	DESCRIPTION	QTY.
1	33-080-400	Tank, 4-Row	1
2	33-080-395	Tank Lid, 4-Row	1
3	33-080-398	Tank, Mounting Arm Front, 4-Row	1
4	33-080-399	Tank, Mounting Arm Rear, 4-Row	1
5	33-080-391	Lip Support, Lt., 4R	1
6	33-080-392	Lip Support, Rt., 4R	1
7	33-080-396	Tank Lip, 4-Row	1
8	33-080-490	Cross Tube Weldment	1
9	33-080-778	Dirt Screen, 4-Row	1
10	33-080-777	Tank Duct, 4-Row	1
11	33-028-140	Liner, Tank Duct Top	1
12	33-028-139	Liner, Tank Duct Bottom	1
13	33-080-527	Top Cylinder Pin	2
14	33-080-528	Lower Cylinder Pin, 4-Row	2
15	48-100610	Capscrew, 1 x 5/2 Grd. 5 Plt'd	2
16	62-010370	Flatwasher, 1 Sid.	2
17	72-020125	Locknut, 1" NC Hex Grd. "B"	2
18	48-090850	Capscrew, 1/2 x 4 Grd. 5 Plt'd	12
19	62-010200	Flatwasher, 1/2" Std.	12
20	66-010250	Lockwasher, 1/2"	12
21	66-010250	Hex Nut, 1/2"	12
22	48-090170	Capscrew, 3/8 x 1-1/2 Grd. 5 Plt'd	2
23	48-090036	Capscrew, 5/16 x 1 Grd. 5 Plt'd	13
24	48-090100	Capscrew, 3/8 x 1 Grd. 5 Plt'd	25
25	48-090595	Capscrew, 1/2 x 1-1/2 Grd. 5 Plt'd	6
26	52-090250	Carriercrow, 3/8 x 1 Grd. 2 Plt'd	6
27	62-010050	Flatwasher, 5/16 Plt'd	27
28	62-010100	Flatwasher, 3/8 Plt'd	27
29	66-010100	Lockwasher, 5/16 Plt'd	24
30	66-010150	Lockwasher, 3/8 Plt'd	33
31	68-010100	Hex Nut, 5/16 Plt'd	28
32	68-010150	Hex Nut, 3/8 Plt'd	31
33	33-028-157	Plate, Adjustment	1
34	33-028-152	Duct Flange, Lt. 4R	1
35	33-028-153	Duct Flange, Rt. 4R	1
36	52-090005	Carriage Screw, 5/16 x 3/4, Grd. 5 Plt'd.	12
37	72-010100	Locknut, 1/2 Hex Grd. "B" Plt'd	3
38	33-023-670	Clamp, Duct Stand-off	1
*39	48-090185	Capscrew, 3/8 x 1-3/4 Grd. 5 Plt'd	4
*40	33-081-057	Hydraulic Cylinder, 2-1/2 x 36	2
*41	33-080-208	Tank Lockouts	2
*42	33-023-390	Collision Guard, 4R	1
*43	05-050-013	Street Ell, 1/2 Galv.	6
*44	33-024-168	Short Tank Pipe, 4R	1
*45	33-024-169	Long Tank Pipe, 4R	1
*46	02-050-147	Flow, 1/2 Reg. Galv.	2
*47	07-050-001	Tee, 1/2 Npt Galv.	2

\*Not shown in drawing.

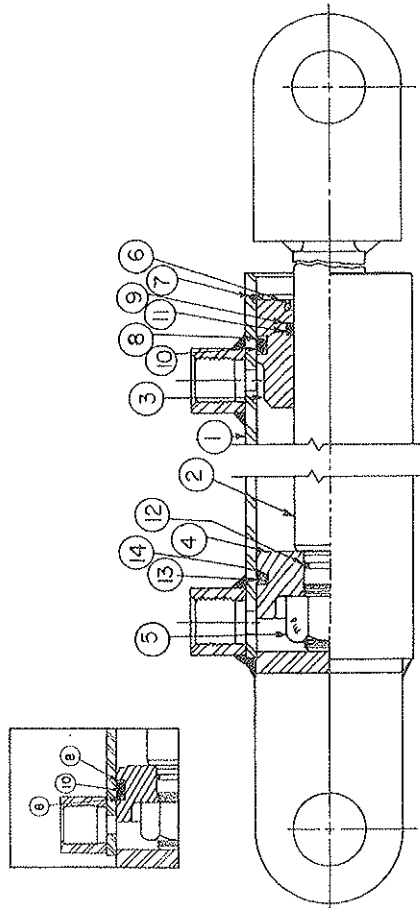
# 3-TON TANK (4-Row)



ITEM	PART NO.	DESCRIPTION	QTY.
1	33-080-687	Tank, 4-Row	1
2	33-080-395	Tank Lid, 4-Row	1
3	33-080-685	Tank, Mounting Arm Front, 4-Row	1
4	33-080-686	Tank, Mounting Arm Rear, 4-Row	1
5	33-080-782	Lip Support, Lt., 4R	1
6	33-080-783	Lip Support, Rt., 4R	1
7	33-080-396	Tank Lip, 4-Row	1
8	33-080-490	Cross Tube Weldment	1
9	33-080-719	Dirt Screen, 4-Row	1
10	33-080-737	Tank Duct, 4-Row	1
11	33-028-059	Liner, Tank Duct Top	1
12	33-028-060	Liner, Tank Duct Bottom	1
13	33-080-527	Top Cylinder Pin, 4-Row	2
14	33-080-528	Lower Cylinder Pin, 4-Row	2
15	48-100610	Capscrew, 1 x 5 1/2 Grd. 5 Pit'd	2
16	62-010370	Flatwasher, 1 Std.	2
17	72-020125	Locknut, 1" NC Hex Grd. "B"	2
18	48-090850	Capscrew, 1/2 x 4 Grd. 5 Pit'd	12
19	62-010200	Flatwasher, 1/2" Std.	12
20	66-010250	Lockwasher, 1/2"	12
21	68-010250	Hex Nut, 1/2"	12
22	48-090170	Capscrew, 3/8 x 1-1/2 Grd. 5 Pit'd	2
23	48-090036	Capscrew, 5/16 x 1 Grd. 5 Pit'd	13
24	48-090100	Capscrew, 3/8 x 1 Grd. 5 Pit'd	25
25	48-090595	Capscrew, 1/2 x 1-1/2 Grd. 5 Pit'd	6
26	52-030250	Carrscrew, 3/8 x 1 Grd. 2 Pit'd	4
27	62-010050	Flatwasher, 5/16 Pit'd	34
28	62-010100	Flatwasher, 3/8 Pit'd	25
29	66-010100	Lockwasher, 5/16 Pit'd	31
30	66-010150	Lockwasher, 3/8 Pit'd	33
31	68-010100	Hex Nut, 5/16 Pit'd	35
32	68-010150	Hex Nut, 3/8 Pit'd	31
33	33-028-062	Plate, Adjustment	1
34	33-028-050	Duct Flange, Lt. 4R	1
35	33-028-051	Duct Flange, Rt. 4R	1
36	52-050005	Carriage Screw, 5/16 x 3/4, Grd. 5 Pit'd	19
37	72-010100	Locknut, 1/2 Hex Grd. "B" Pit'd	3
38	33-023-670	Clamp, Duct Stand-off	1
*39	48-090185	Capscrew, 3/8 x 1-3/4 Grd. 5 Pit'd	4
*40	33-061-089	Hydraulic Cylinder, 3 x 43"	2
*41	33-080-542	Tank Lockouts	4
*42	33-023-390	Collision Guard, 4R	1
*43	05-050-013	Street Ell. 1/2 Galv.	6
*44	33-024-168	Short Tank Pipe, 4R	1
*45	33-024-169	Long Tank Pipe, 4R	1
*46	02-050-147	Elow, 1/2 Reg. Galv.	2
*47	07-050-001	Tee, 1/2 Npt Galv.	2
*48	21-059-001	Hose, 3/8 x 65 Hydraulic	2
*49	21-050-012	Pin, Snapper	8

\* Not shown in drawing.

**2 1/2 x 30 STROKE CYLINDER — '88**  
(2-Row) (33-061-014)

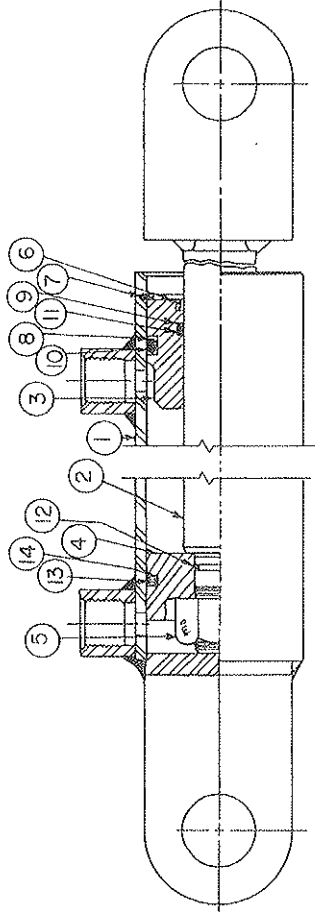


ITEM	PART NO.	SERIAL NO. OR YR.	DESCRIPTION	QTY.
1	33-061-015	(1988- )	Cylinder Body	1
2	33-061-016	(1988- )	Piston Rod	1
3	33-061-017	(1988- )	Rod Guide	1
4	33-061-018	(1988- )	Piston	1
5	72-020110		Lock Nut, 7/8-14 UNF	1

**SEAL KIT**  
(33-061-023)

ITEM	PART NO.	SERIAL NO. OR YR.	DESCRIPTION	QTY.
6	33-061-019	(1988- )	Rod Wiper — 1-1/4	1
7	33-061-020	(1988- )	Retaining Ring Internal — 2-1/2	1
8	33-061-021	(1988- )	Back-Up Ring 2-1/8 x 2-1/2	3
9	33-061-022	(1988- )	Back-Up Ring 1-1/4 x 1-1/2	1
10	33-056-008	(1988- )	O-Ring, 2-1/8 x 2-1/2	2
11	33-056-009	(1988- )	O-Ring, 1-1/4 x 1-1/2	1
12	33-056-010	(1988- )	O-Ring, 3/4 x 7/8	1
13	33-061-046	(1989- )	Piston Ring, 2-1/2 O.D. x .115	1
14	33-056-020	(1989- )	O-Ring — 2-1/16 X 2-1/4	1

**2 1/2 x 36" STROKE CYLINDER**  
(4-Row) (33-061-038)  
(For 1989-1990 Machines)

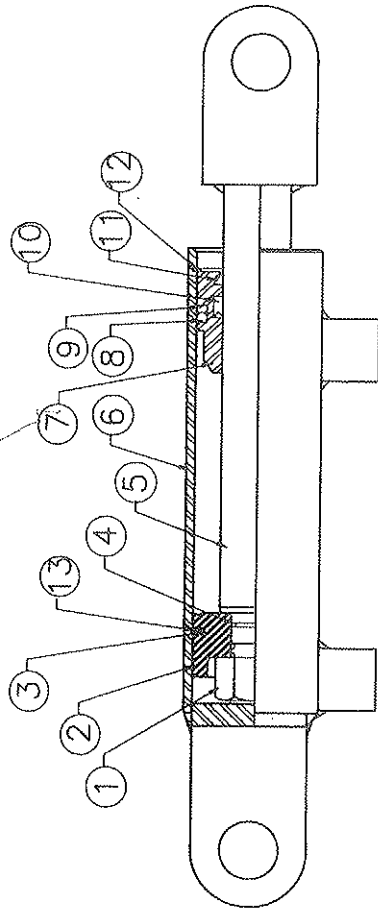


ITEM	PART NO.	SERIAL NO. OR YR.	DESCRIPTION	QTY.
1	33-061-040	(1989-1990)	Cylinder Body	1
2	33-061-041	(1989-1990)	Piston Rod	1
3	33-061-042	(1989-1990)	Rod Guide	1
4	33-061-018	(1988-1990)	Piston	1
5	72-020110		Lock Nut, 7/8 — 14 UNF Reg. Hex	1

**SEAL KIT**  
(33-061-045)  
(For 1988-1990 Machines)

ITEM	PART NO.	SERIAL NO. OR YR.	DESCRIPTION	QTY.
7	33-061-020	(1988-1990)	Retaining Ring, Int. — 2-1/2	1
6	33-061-043	(1989-1990)	Rod Wiper — 1-1/2	1
8	33-061-021	(1988-1990)	Back-up Ring, 2-1/8 x 2-1/2	3
9	33-061-044	(1989-1990)	Back-up Ring, 1-1/2 x 1-7/8	1
10	33-056-008	(1988-1990)	O-Ring, 2-1/8 x 2-1/2	2
11	33-056-014	(1989-1990)	O-Ring, 1-1/2 x 1-7/8	1
12	33-056-010	(1988-1990)	O-Ring, 3/4 x 7/8	1
13	33-061-046	(1989-1990)	Piston Ring 2-1/2 O.D. x .115	1
14	33-056-020	(1989-1990)	O-Ring — 2-1/16 X 2-1/4	1

## 2-1/2 x 36 STROKE CYLINDER (4-Row) (33-061-057)



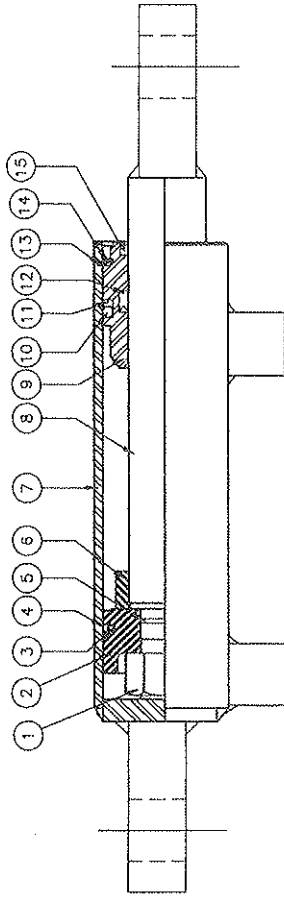
ITEM	PART NO.	SERIAL NO. OR YR.	DESCRIPTION	QTY.
1	03-061-037		Nut, Lock Reg. 7/8 - 14 Grd. "C"	1
2	33-061-018		Piston, 2-1/2 O.D.	1
3	33-056-020		O-Ring-N 2-1/16 x 2-1/4	1
4	33-056-010		O-Ring-N 3/4 x 7/8	1
5	33-061-041		Rod, 1-1/2 Dia.	1
6	33-061-040		Cylinder Body 2-1/2 I.D.	1
7	33-061-063		Guide 2-1/2 O.D. - 1-1/2 I.D.	1
8	33-056-008		O-Ring N 2-1/8 x 2-1/2	1
9	33-061-060		Back-Up Ring 2.125 x 2.500	1
10	33-061-061		U-Cup Lip 1.50 x 1.87 x 0.31	1
11	33-061-062		Wiper Ring 1-1/2	1
12	33-061-020		Retaining Ring Int. 2-1/2	1
13	33-061-046		Piston Ring 2-1/2 O.D. x .115	1

## SEAL KIT (2-1/2 x 36) 1991 (33-061-059)

ITEM	PART NO.	SERIAL NO. OR YR.	DESCRIPTION	QTY.
3	33-056-020		O-Ring, 2.062 I.D. x 2.250 O.D.	1
4	33-056-010		O-Ring, 0.750 I.D. x 0.875 O.D.	1
8	33-056-008		O-Ring, 2.125 I.D. x 2.500 O.D.	1
9	33-061-060		Back-Up Ring, 2.125 I.D. x 2.500 O.D.	1
10	33-061-061		Double-Lip "U"-Cup, 1.500 I.D. x 1.875 O.D.	1
11	33-061-062		Rod Wiper 1.500 AN Series	1
12	33-061-020		Retaining Ring, 2.500 Int.	1
13	33-061-046		Piston Ring, 2.500 O.D. x 0.115 SQ	1
*14	33-061-044		Back-Up Ring, 1.500 I.D. x 1.875 O.D.	1
*15	3-056-014		O-Ring, 1.500 I.D. x 1.875 O.D.	1
*16	33-061-043		Rod Wiper, 1.500 I.D. x 1.875 O.D. x 1.87 DP	1

\*Not Used With This Cylinder  
This Seal Kit Can Be Used on Cylinder Part #'s.  
33-061-038 (For 1990 Machines)  
33-061-057 (For 1991 Machines)

## 3 x 43 STROKE CYLINDER (33-061-069) (3-Ton 4-Row)

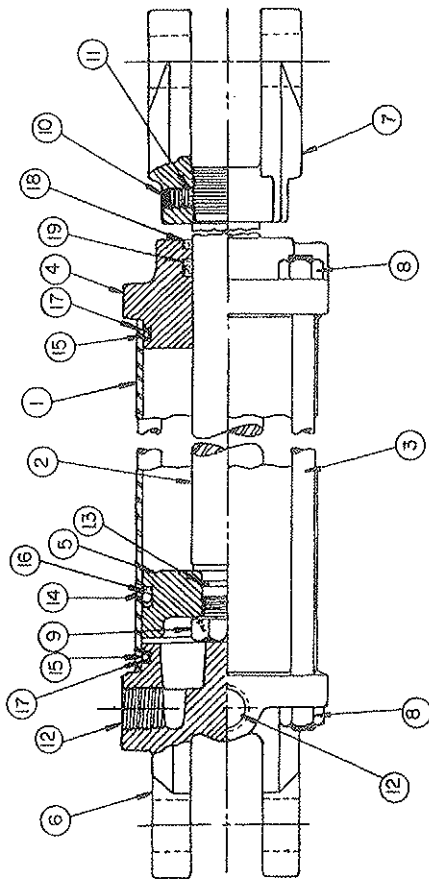


ITEM	PART NO.	SERIAL NO. OR YR.	DESCRIPTION	QTY.
1	03-061-037		Lock Nut, 7/8 - 14 Reg	1
2	33-061-083		Piston, 3" O.D.	1
3	33-056-040		O-Ring 2.562 x 2.75	1
4	33-061-084		Piston Ring, 3.00 x .115	1
5	33-056-041		O-Ring, .75 x .875	1
6	33-061-085		Tube, 1.770 x 2.25 x .875	1
7	33-061-086		Cylinder Body	1
8	33-061-087		Rod, 1.75	1
9	33-061-088		Guide, 3" O.D. x 1 1/4	1
10	33-061-032		O-Ring, 2.625 x 3.000	1
11	33-061-089		Back-up Ring, 2.625 x 3.00	1
12	33-061-090		U-Cup Lip 1.75 x 2.125	1
13	05-061-006		Retaining Ring, Int. 3"	1
14	05-061-007		Retaining Ring, Ext. 2.625"	1
15	33-061-091		Wiper Ring, 1.75	1

## SEAL KIT (3 x 43) (33-061-070)

ITEM	PART NO.	SERIAL NO. OR YR.	DESCRIPTION	QTY.
3	33-056-040		O-Ring, 2.562 x 2.75	1
4	33-061-084		Piston Ring, 3.00	1
5	33-056-041		O-Ring, 0.75 x 0.875	1
10	03-061-032		O-Ring 2.625 x 3.00	1
11	33-061-089		Back-Up Ring	1
12	33-061-090		U-Cup Lip	1
14	05-061-007		Retaining Ring Ext.	1
15	33-061-091		Wiper Ring	1

**'88 3 x 6 STROKE CYLINDER**  
(2-Row) (33-061-024)

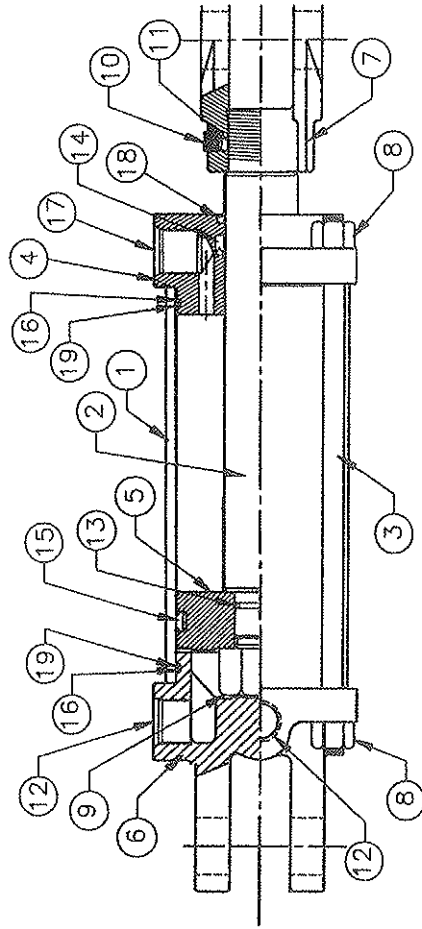


ITEM	PART NO.	SERIAL NO. OR YR.	DESCRIPTION	QTY.
1	33-061-025	(1988- )	Cylinder Body	1
2	33-061-026	(1988- )	Piston Rod	1
3	33-061-027	(1988- )	Tie Rod	4
4	33-061-028	(1988- )	Piston Rod Guide	1
5	33-061-029	(1988- )	Piston	1
6	33-061-030	(1988- )	Bottom Clevis	1
7	33-061-031	(1988- )	Piston Rod Clevis	1
8	68-010200		Hex Nut, 7/16 NC	8
9	70-010210		Hex Jam Nut, 7/8 NF	1
10	54-020010		HD Setscrew, 3/8 NC x 3/8	1
11	33-061-036	(1988- )	Ball, Nylon 1/4 O.D.	1
12	33-061-037	(1988- )	Plug, 1/2 NPTF Hex. Soc.	2

**SEAL KIT**  
(33-061-035)

ITEM	PART NO.	SERIAL NO. OR YR.	DESCRIPTION	QTY.
13	33-056-010	(1988- )	O-Ring, 3/4 x 7/8	1
14	33-056-011	(1988- )	O-Ring, 2-5/8 x 3	1
15	33-056-012	(1988- )	O-Ring, 2-3/4 x 3	2
16	33-061-032	(1988- )	Back-Up Ring, 2-5/8 x 3	2
17	33-061-033	(1988- )	Back-Up Ring, 2-3/4 x 3	2
18	33-061-019	(1988- )	Rod Wiper - 1-1/4	1
19	33-061-034	(1988- )	U-Cup, 1-1/4 x 1-5/8 x 5/16	1

**3 1/2 x 6 STROKE CYLINDER**  
(4-Row) (33-061-039)

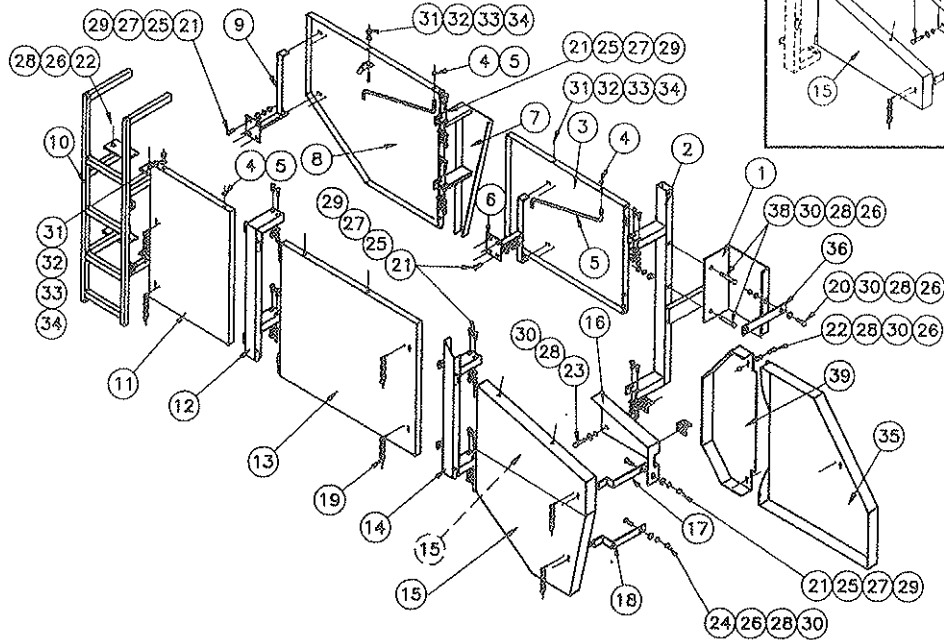
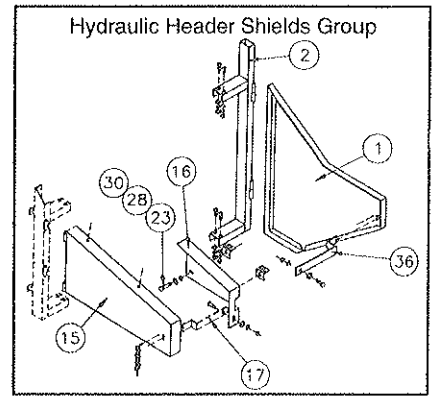


ITEM	PART NO.	SERIAL NO. OR YR.	DESCRIPTION	QTY.
1	33-061-047	(1989- )	Cylinder Wall	1
2	33-061-048	(1989- )	Piston Rod	1
3	33-061-049	(1989- )	Tie Rod	4
4	07-061-040	(1989- )	Piston Rod Guide	1
5	33-061-051	(1989- )	Piston	1
6	07-061-041	(1989- )	Bottom Clevis	1
7	33-061-053	(1989- )	Piston Rod Clevis	1
8	04-050-012		1/2 - 13 UNC Reg. Hex Nut	8
9	33-061-056		1 - 14 NC Reg. Hex Locknut	1
10	54-020010		3/8 - 16 UNC x 3/8 Allen HD Setscrew	1
11	33-061-036	(1989- )	Ball, Nylon 1/4 O.D.	1
12	21-061-015	(1989- )	Plug, 1/2 NPTF Hex Soc.	2

**SEAL KIT**  
(33-061-058)

ITEM	PART NO.	SERIAL NO. OR YR.	DESCRIPTION	QTY.
13	33-056-021	(1989- )	O-Ring, 7/8 x 1	1
14	33-061-054	(1989- )	U-Cup 1-1/2 x 1-7/8	1
15	33-056-039	(1989- )	Seal PSP Piston	1
16	33-061-055	(1989- )	Back-Up Ring 3-1/4 x 3-1/2	2
17	07-061-042	(1989- )	Plug O-Ring Boss, 3/4	1
18	07-061-013	(1989- )	Rod Wiper, 1-1/2	1
19	33-056-023	(1989- )	O-Ring, 3-1/4 x 3/12	2

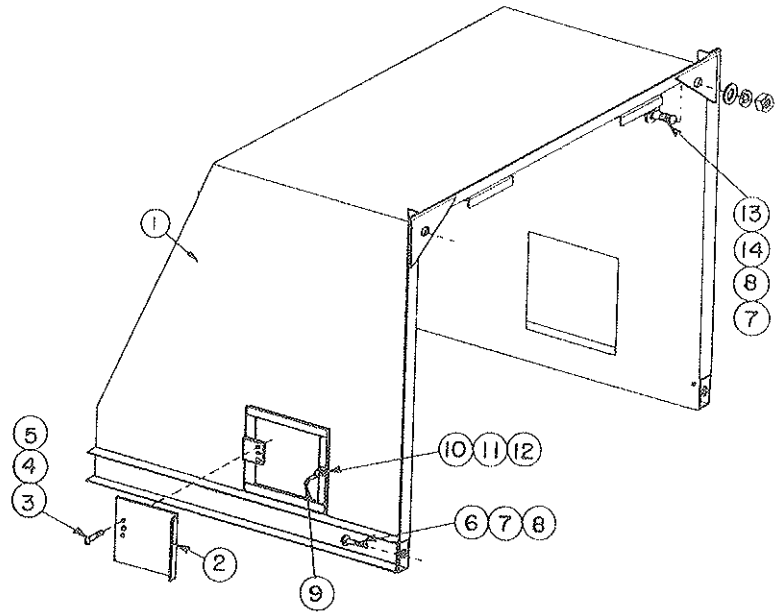
# SHIELD GROUP (2-Row and 4-Row)



ITEM	PART NO.	SERIAL NO. OR YR.	DESCRIPTION	QTY.	
				2R	4R
1	33-027-460	(1988- )	Lt. Front Shield, 2-Row	1	—
	33-027-720	(1990- )	Lt. Front Cover, 4-Row — 1990	—	1
	33-080-564		Shield, #1 Cylinder, Lt. (Hyd.)	—	1
2	33-080-267	(1988- )	Lt. Front Shield Support, 2-Row	1	—
	33-080-469	(1989- )	Lt. Support Shield, 4-Row	—	1
	33-080-543		Brace, Shield (Hyd.)	—	1
3	33-080-271	(1988- )	Lt. Front Shield, 2-Row	1	—
	33-080-402	(1989-1993)	Lt. Front Shield, 4-Row	—	(1)
	33-080-776	(1994- )	Shield, Lt. Rear Support	—	1
4	33-050-077	(1988- )	1/4 Push-on Fastener	5	5
5	33-026-068	(1987- )	Shield Rod — 25-1/2"	5	5
6	33-080-324	(1989- )	Shield Latch (Lt. Front)	1	1
7	33-080-277	(1988-1993)	Lt. Rear Support	1	(1)
	33-080-780	(1994- )	Shield, Lt. Rear Support	—	1
8	33-080-270	(1988- )	Lt. Rear Shield, 2-Row	1	—
	33-080-375	(1989-1993)	Lt. Rear Shield, 4-Row	—	(1)
	33-080-779	(1994- )	Shield, Lt. Rear 4R	—	1
9	33-080-323	(1989- )	Shield Latch (Lt. Rear)	1	1
10	33-080-275	(1988- )	Ladder, 2-Row	1	—
	33-080-373	(1989- )	Ladder, 4-Row	—	1
11	33-080-274	(1988- )	Rt. Rear Shield, 2-Row	1	—
	33-080-374	(1989- )	Rt. Rear Shield, 4-Row	—	1
12	33-080-268	(1988- )	Center Shield Support, Rt.	1	1
13	33-080-273	(1988- )	Rt. Center Shield	1	1
14	33-080-269	(1988- )	Header Shield Support	1	1
15	33-080-334	(1989- )	Header Shield, 2-Row	1	—
	33-080-352	(1989- )	Header Shield, 4-Row	—	1
	33-080-575		Header Shield, (Hyd.)	—	1
16	33-080-276	(1988- )	Pipe Shield, 2-Row	1	—
	33-080-403	(1989- )	Pipe Shield, 4-Row	—	1
	33-080-582		Shield Front, (Hyd.)	—	1
17	33-023-279	(1988- )	Header Latch, Upper	1	1
	33-023-548		Header Latch, Upper (Hyd.)	—	1
18	33-023-317	(1989- )	Header Latch, Lower, 1989	1	—
19	33-050-031	(1987- )	Klick Pin w/Chain & Cotter Pin	10	10
20	48-040060		Capscrew, 5/16 x 3/4 G. 2 Pli'd	3	—
	48-040100		Capscrew, 3/8 x 3/4 G. 2 Pli'd	—	3

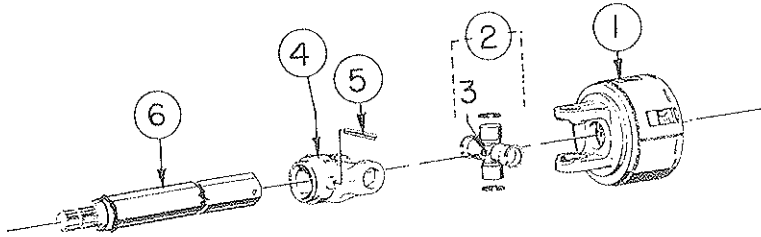
ITEM	PART NO.	SERIAL NO. OR YR.	DESCRIPTION	QTY.	
				2R	4R
21	52-030150		Carriage Screw, 5/16 x 1	25	25
22	48-090100		Capscrew, 3/8 x 1	8	10
23	48-090185		Capscrew, 3/8 x 1-3/4	2	2
24	52-050035		Carriage Screw, 3/8 x 1	1	—
25	68-010100		Hex Nut, 5/16	28	25
26	68-010150		Hex Nut, 3/8	9	13
27	66-010100		Lockwasher, 5/16	28	25
28	66-010150		Lockwasher, 3/8	11	16
29	62-010050		Flatwasher, 5/16	25	25
30	62-010100		Flatwasher, 3/8	3	9
31	33-050-068	(1988- )	Rod Clip	5	5
32	58-020050		Machine Screw, 10-24 N.C. x 1/2	5	5
33	66-010025		Lockwasher, 10 Pl't'd.	5	5
34	68-010020		Hex Nut, 10-24 N.C. Pl't'd	5	5
35	33-080-524	(1990-1991)	Header Shield, Lt. Side, 4-Row	—	(1)
	33-080-533	(1992- )	Shield, Lower Header	—	1
36	33-023-398	(1990- )	Front Cover Support	—	1
	33-023-531		Latch, Upper Header (Hyd.)	—	1
37	52-050019		Carriage Screw, 5/16 x 1-1/4 Grd. 5	—	2
38	38-090310		Capscrew, 3/8 x 3-3/4 G.5 Pl't'd	—	2
39	33-080-535		Rear, Lwr. Header Shield	—	1

### REAR HOOD ASSEMBLY (2-Row and 4-Row)



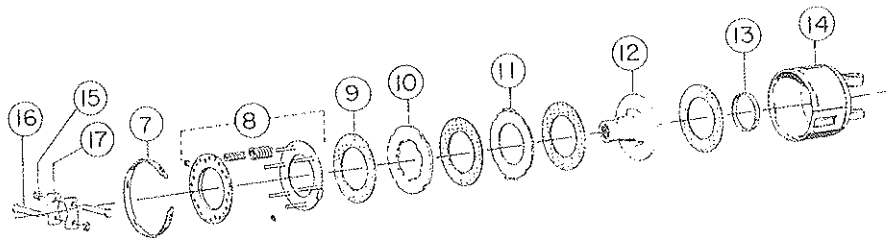
ITEM	PART NO.	SERIAL NO. OR YR.	DESCRIPTION	QTY.	
				2R	4R
1	33-080-259	(1988- )	Rear Hood — '88	1	—
	33-080-355	(1989- )	Rear Hood, 4R	—	1
2	33-027-441	(1988- )	Hood Door — '88	2	2
3	58-020400		Machine Screw, 1/4 x 1/2	6	6
4	66-010050		Lockwasher, 1/4	6	6
5	68-010050		Hex Nut, 1/4	6	6
6	52-050050		Carr. Sc. 3/8 x 2-1/4 Grd. 5	2	2
7	68-010150		Hex Nut, 3/8	2	4
8	66-010150		Lockwasher, 3/8	2	4
9	33-050-072		Latch Door	2	2
10	58-010100		Machine Screw 10-24NC x 3/4	2	2
11	66-010025		Lockwasher, 10	2	2
12	68-010020		Hex Nut, 10-24NC	2	2
13	52-050035		Carr. Sc. 3/8 x 1 Grd. 5	—	2
14	62-010100		Flatwasher, 3/8	—	2

**PEDESTAL SHAFT, 89**  
 (4-Row) (33-055-133)  
 (1990 Machines)



ITEM	PART NO.	SERIAL NO. OR YR.	DESCRIPTION	QTY
1	33-055-135	(1990- )	Friction Clutch (388114)	1
2	33-055-077	(1989- )	Cross & Brg. Kit (312209)	1
3			Zerk, M8 x 1 67.5 (084099)	1
4	33-055-092	(1989- )	Inboard Yoke (097127)	1
5	33-055-072	(1989- )	Spring Pin, 10 x 90 (304046)	1
6	33-055-091	(1989- )	Profile & Stub Shaft (387148)	1

**FRICTION CLUTCH**  
 (33-055-135)  
 (1990 Machines)

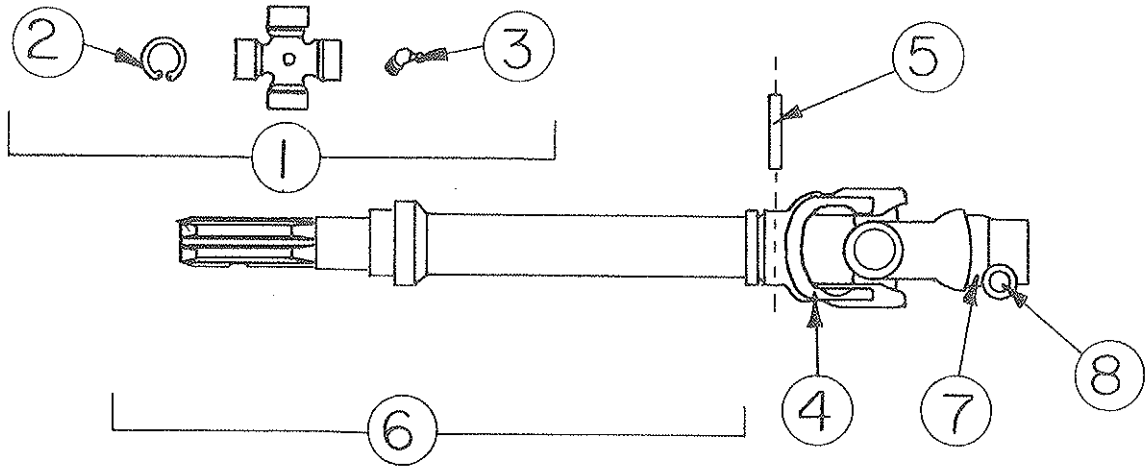


ITEM	PART NO.	SERIAL NO. OR YR.	DESCRIPTION	QTY
7	33-055-121	(1990- )	Setting Ring (367720)	1
8	33-055-122	(1990- )	Spring Pack (377674)	1
9	33-055-123	(1990- )	Friction Lining (177009)	4
10	33-055-124	(1990- )	Drive Plate (367725)	1
11	33-055-125	(1990- )	Drive Plate (367726)	1
12	33-055-136	(1990- )	Hub & Drive Plate W.A (183517)	1
13	33-055-127	(1990- )	Ring (367718)	1
14	33-055-128	(1990- )	Housing (161386)	1
15	—		Hex Nut, M16 (304011)	2
16	—		Hex Bolt, M16 x 100 (702354)	2
17	33-055-129	(1990- )	Bridge (319204)	2



## PEDESTAL SHAFT (1989)

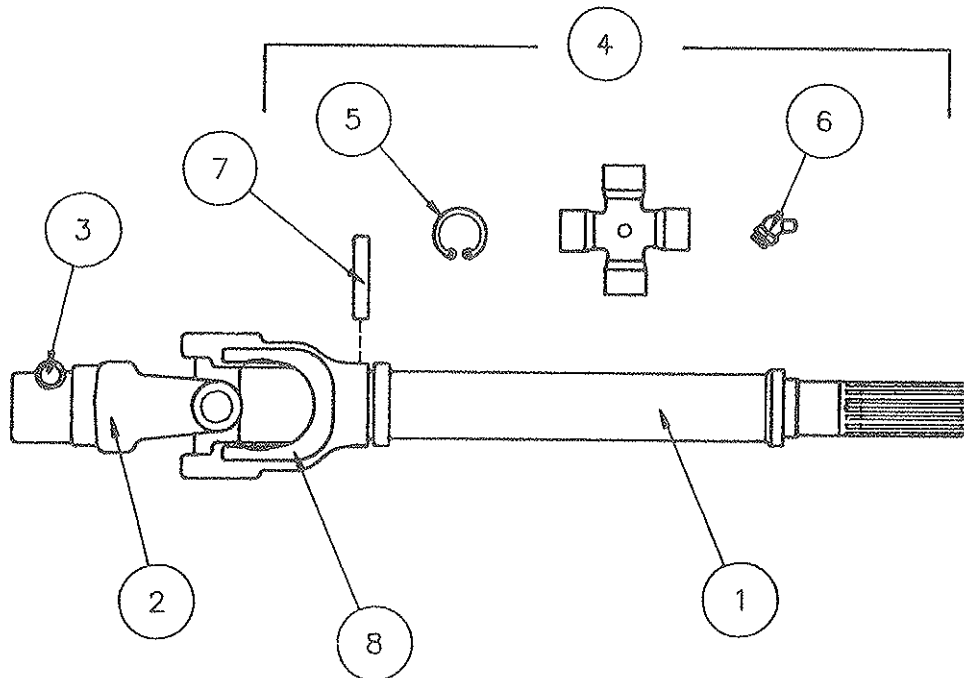
(2-Row) (33-055-063)



ITEM	PART NO.	SERIAL NO. OR YR.	DESCRIPTION	QTY
1	33-055-006	(1987- )	Cross Journal Assembly (41206)	1
2	33-055-097	(1989- )	Circlip (338019000)	4
3	03-055-100	(1989- )	Grease Nipple (348004000)	1
4	33-055-025	(1987- )	Outer Tube Yoke (204066851)	1
5	33-055-102	(1989- )	Flexible Pin (341042000)	1
6	33-055-130	(1989- )	Splined Shaft (527869020)	1
7	33-055-046	(1988- )	Yoke (507080351)	1
8	03-055-098	(1989- )	Push Pin Kit (403000001)	1

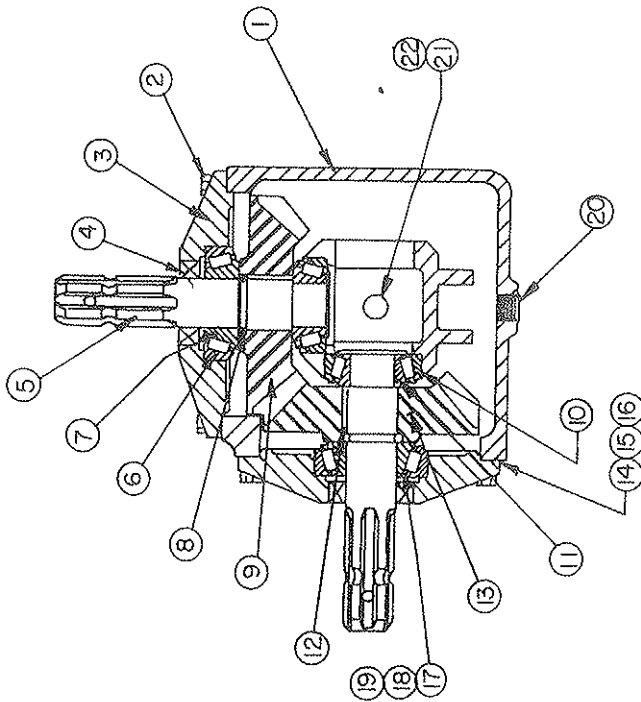
## PEDESTAL SHAFT, (1991)

(4-Row) (33-055-150)



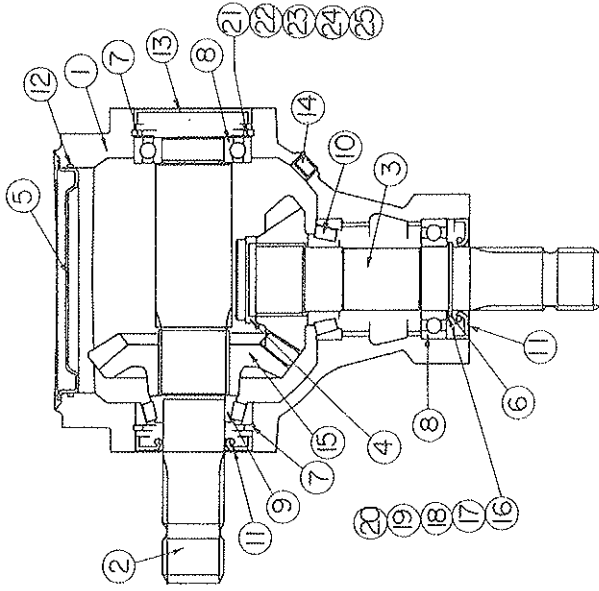
ITEM	PART NO.	SERIAL NO. OR YR.	DESCRIPTION
1	33-055-156		Tube & Stub Shaft Ass'y.
2	33-055-157		Yoke, 1 $\frac{3}{4}$ - 6 Spline
3	33-055-158		Taper Pin, 1 $\frac{3}{4}$ - 6 Spline
4	33-055-006		Cross Journal Assembly
5	33-055-097		Circlip
6	33-055-100		Grease Nipple
7	33-055-102		Flexible Pin
8	33-055-025		Yoke, Outer Tube

**GEAR BOX**  
(540 RPM and 1000 RPM)  
(2-Row) (33-054-001)



ITEM	PART NO.	SERIAL NO. OR YR.	DESCRIPTION	QTY.
1	33-054-003	(1989- )	Housing	1
2	---	---	Semis Capscrew	16
3	33-054-002	(1987- )	Cap	2
4	33-056-001	(1987- )	Seal	2
5	33-054-004	(1987- )	Shaft	2
6	33-051-013	(1987- )	Bearing Cup	2
7	33-051-014	(1987- )	Bearing Cone	2
8	33-054-005	(1987- )	Retaining Ring	2
9	33-054-006	(1987- )	Gear 20 Tooth	1
10	33-051-015	(1987- )	Bearing Cup	2
11	33-051-016	(1987- )	Bearing Cone	2
12	33-054-007	(1987- )	Key	2
13	33-054-008	(1987- )	Gear 27 Tooth	1
14	33-056-002	(1987- )	Gasket (.015)	VAR.
15	33-056-003	(1987- )	Gasket (.005)	VAR.
16	33-056-004	(1987- )	Gasket (.003)	VAR.
17	33-054-012	(1987- )	Shim (.010)	VAR.
18	33-054-013	(1987- )	Shim (.005)	VAR.
19	33-054-014	(1987- )	Shim (.002)	VAR.
20	---	---	Pipe Plug (solid)	2
21	33-054-015	(1987- )	Dip Stick Assembly	1
22	---	---	Gear Box Lube (90wt.)	---

**GEAR BOX**  
(1000 RPM)  
(4-Row) (33-054-029)



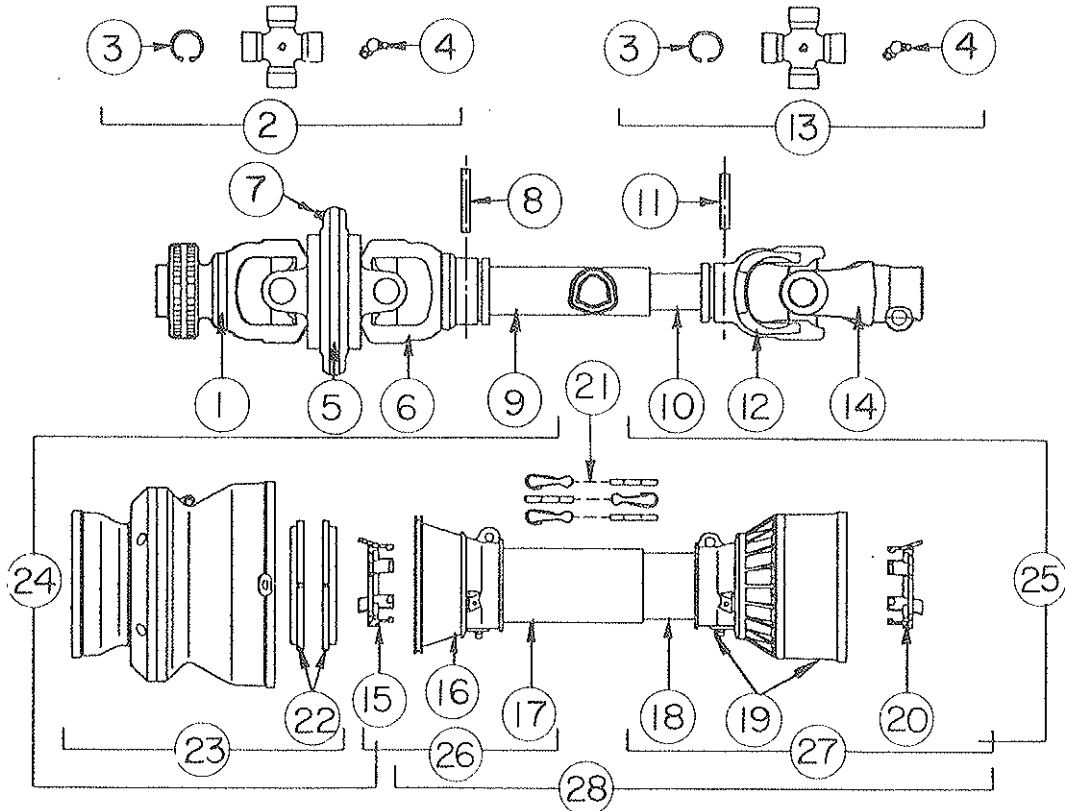
ITEM	PART NO.	SERIAL NO. OR YR.	DESCRIPTION	QTY.
1	33-054-030	(1990- )	Housing	1
2	33-054-031	(1990- )	Shaft	1
3	33-054-032	(1990- )	Shaft	1
4	33-054-033	(1990- )	Spacer	1
5	33-054-034	(1990- )	Cover	1
6	33-054-035	(1990- )	Snap Ring	1
7	33-054-036	(1990- )	Snap Ring	2
8	33-051-032	(1990- )	Ball Bearing	2
9	33-051-033	(1990- )	Tapered R. Bearing	1
10	33-051-034	(1990- )	Tapered R. Bearing	1
11	33-056-024	(1990- )	Oil Seal	2
12	33-056-025	(1990- )	Oil Seal	1
13	33-054-037	(1990- )	Cap DM85	1
14	33-054-038	(1990- )	Oil Plug	3
15	33-054-039	(1990- )	Bevel Gear	1
16	33-056-026	(1990- )	Ring MM 0.6	---
17	33-056-027	(1990- )	Ring MM 0.8	---
18	33-056-028	(1990- )	Ring MM 1.0	---
19	33-056-029	(1990- )	Ring MM 0.3	---
20	33-056-030	(1990- )	Ring MM 0.4	---
21	33-056-031	(1990- )	Ring MM 0.6	---
22	33-056-032	(1990- )	Ring MM 0.8	---
23	33-056-033	(1990- )	Ring MM 1.0	---
24	33-056-034	(1990- )	Ring MM 0.3	---
25	33-056-035	(1990- )	Ring MM 0.4	---

# BONDIOLI & PAVESI

**CONSTANT VELOCITY DRIVELINE (80°)**  
 540 RPM DRIVELINE (2-ROW)  
 (33-055-064)

1000 RPM DRIVELINE  
 (33-055-065)

**1-3/4 - 20 DRIVELINE**  
 (1000 RPM)  
 (33-055-132)



ITEM	PART NO.	SERIAL NO. OR YR.	DESCRIPTION	QTY.
1	33-055-095	(1989- )	Yoke — 540 (573060375)	1
	33-055-096	(1989- )	Yoke — 1000 (573063775)	1
	*33-055-144	(1990- )	Yoke 1-3/4 - 20 (573083875)	1
2	33-055-120	(1989- )	Cross & Journal (412060012)	2
3	33-055-097	(1989- )	Circlip (338019000)	12
4	33-055-100	(1989- )	Grease Nipple (348004000)	3
5	33-055-099	(1989- )	Central Body (511060051)	1
6	33-055-100	(1989- )	Yoke (215066854)	1
7	33-055-101	(1989- )	Grease Nipple (348017000)	1
8	33-055-102	(1989- )	Flexible Pin (341042000)	1
9	33-055-103	(1989- )	Cardan Tube (225270740)	1
10	33-055-104	(1989- )	Cardan Tube CM (245160740)	1
11	33-055-105	(1989- )	Flexible Pin (3410433000)	1
12	33-055-018	(1987- )	Inner Tube Yoke (204066852)	1
13	33-055-006	(1987- )	Cross Journal Assembly (41206)	1
14	33-055-046	(1989- )	Yoke (507060351)	1
15	33-055-013	(1987- )	O. Bearing 6-7 (255060005)	1
16	33-055-106	(1989- )	Safety Cone (254050005)	1
	33-055-107	(1989- )	Safety Cone (254050006)	1
17	33-055-108	(1989- )	Safety Tube (236630680)	1
18	33-055-109	(1989- )	Cm Safety Tube (236820680)	1
19	33-055-110	(1989- )	Safety Cone (517060003)	1
20	33-055-014	(1987- )	I. Bearing (255060006)	1
21	33-055-111	(1989- )	Complete Chain (252000001)	1
22	33-055-112	(1989- )	Ring Nut Dowels (255060351)	1
23	33-055-113	(1989- )	Complete Shell (517068051)	1
24	33-055-114	(1989- )	Half Shaft (8E5609191001) — 540 Tractor	1
	33-055-115	(1989- )	Half Shaft (8E5609191002) — 1000 Tractor	1
25	33-055-116	(1989- )	Half Shaft (8IR609191001) Implement	1
26	33-055-117	(1989- )	Half Safety Guard (4FE609101)	1
27	33-055-118	(1989- )	Half Safety Guard (4F1609101)	1
28	33-055-119	(1989- )	Safety Guard (4F0609101)	1

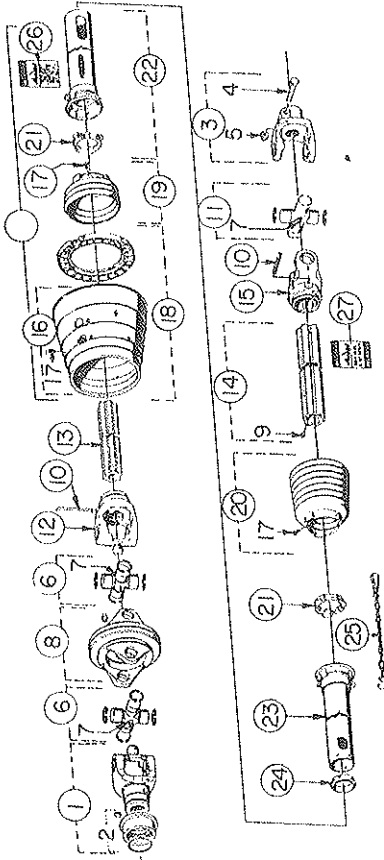
\* Makes up 33-055-132

**WALTERSCHEID**

**1-3/8 80 CV DRIVELINE (1000 RPM)**

(4-Row) (33-055-066)

(Used on Machines Prior to 1992)

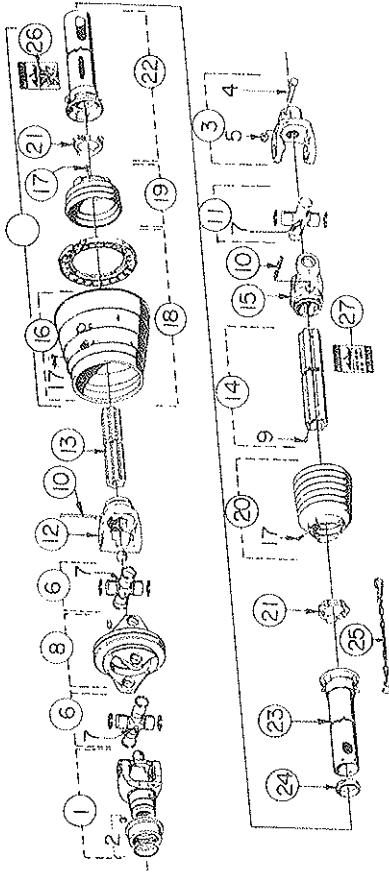


ITEM	PART NO.	SERIAL NO. OR YR.	DESCRIPTION	QTY.
1	33-055-067	(1989-1991)	End Yoke (377591)	1
2	33-055-090	(1989-1991)	Quick Disconnect Kit (364915)	1
3	33-055-076	(1989-1991)	End Yoke (318384)	1
4	---	---	M12 x 75 Hex Bolt (020469)	1
5	---	---	Hex Nut, Self Locking (010490)	1
6	33-055-071	(1989-1991)	Cross & Bearing Kit (384316)	2
7	---	---	Grease Zerk (084099)	3
8	---	---	Double Yoke & Zerk Assembly (383243)	1
9	33-055-089	(1989-1991)	Grease Zerk (380371)	1
10	33-055-072	(1989-1991)	Spring Pin 10 x 90 (304046)	2
11	33-055-077	(1989-1991)	Cross & Bearing Kit (312209)	1
12	33-055-070	(1989-1991)	Inboard Yoke (337589)	1
13	33-055-073	(1989-1991)	Inner Profile (344144)	1
14	33-055-074	(1989-1991)	Outer Profile (382182)	1
15	33-055-075	(1989-1991)	Inboard Yoke (097140)	1
16	---	---	Wide Angle Shield Cone (377589)	1
17	33-055-084	(1989-1991)	Screw (365305)	8
18	33-055-081	(1989-1991)	Shield Cone & Brg. Assembly (386165)	1
19	33-055-082	(1989-1991)	Shield Cone — 3 Rib (160012)	1
20	33-055-083	(1989-1991)	Shield Cone — 7 Rib (365387)	1
21	33-055-078	(1989-1991)	Bearing Ring (087276)	2
22	33-055-079	(1989-1991)	Outer Shield Tube w/ Cap (387146)	1
23	33-055-080	(1989-1991)	Inner Shield Tube w/ Cap (387147)	1
24	33-055-085	(1989-1991)	Support Bearing (355155)	1
25	33-055-086	(1989-1991)	Safety Chain (044321)	1
26	33-055-087	(1989-1991)	Danger Decal — Shield (383333)	1
27	33-055-088	(1989-1991)	Danger Decal — Steel (383334)	1

**1-3/4 80° CV (1000 RPM) DRIVELINE**

(4-Row) (33-055-134)

(Used on Machines Prior to 1992)



ITEM	PART NO.	SERIAL NO. OR YR.	DESCRIPTION	QTY.
1	33-055-137	(1990-1991)	Yoke 1-3/4 - 20 Spl. (377593)	1
2	33-055-142	(1990-1991)	Collar Kit (364916)	1
3	33-055-076	(1989-1991)	Yoke 1-3/8 - 21 Spl. (318384)	1
4	---	---	M12 x 75 Hex Bolt (020469)	1
5	---	---	Hex Nut, Self Locking (010490)	1
6	33-055-071	(1989-1991)	Cross & Bearing Kit	2
7	---	---	Grease Zerk (084099)	3
8	33-055-068	(1989-1991)	Double Yoke (365725)	1
9	33-055-069	(1989-1991)	Grease Zerk (020672)	1
10	33-055-072	(1989-1991)	Grease Zerk (380371)	1
11	33-055-077	(1989-1991)	Spring Pin 10 x 90 (304046)	2
12	33-055-070	(1989-1991)	Cross & Bearing Kit (312209)	1
13	33-055-138	(1990-1991)	Inboard Yoke S4 (377589)	1
14	33-055-139	(1990-1991)	Inner Profile S4Ga (381367)	1
15	33-055-075	(1989-1991)	Outer Profile S5L (382870)	1
16	---	---	Inboard Yoke S5 (097140)	1
17	33-055-084	(1989-1991)	Wide Angle Shield Cone	1
18	33-055-081	(1989-1991)	Screw (365305)	8
19	33-055-082	(1989-1991)	C.V. Cone & Bearing Ass'y. (386165)	1
20	33-055-083	(1989-1991)	Shield Cone 3 RIB (160012)	1
21	33-055-083	(1989-1991)	Shield Cone 7 RIB (365387)	1
22	33-055-078	(1989-1991)	Bearing Ring SC25 (087276)	2
23	33-055-140	(1990-1991)	Outer Shield Tube (382671)	1
24	33-055-141	(1990-1991)	Inner Shield Tube (382672)	1
25	33-055-085	(1989-1991)	Support Bearing (355155)	1
26	33-055-086	(1989-1991)	Safety Chain (044321)	1
27	33-055-087	(1989-1991)	Danger Decal — Shield (383333)	1
27	33-055-088	(1989-1991)	Danger Decal — Steel (383334)	1

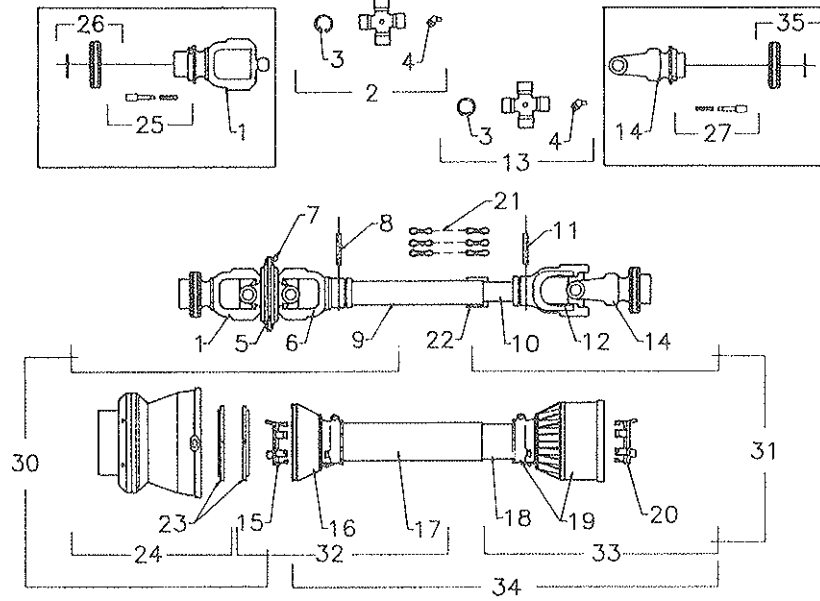
# BONDIOLI AND PAVESI

**1 3/4 1000 RPM CV DRIVELINE (4R)**

(33-055-151)

**1 3/8 1000 RPM CV DRIVELINE (4R)**

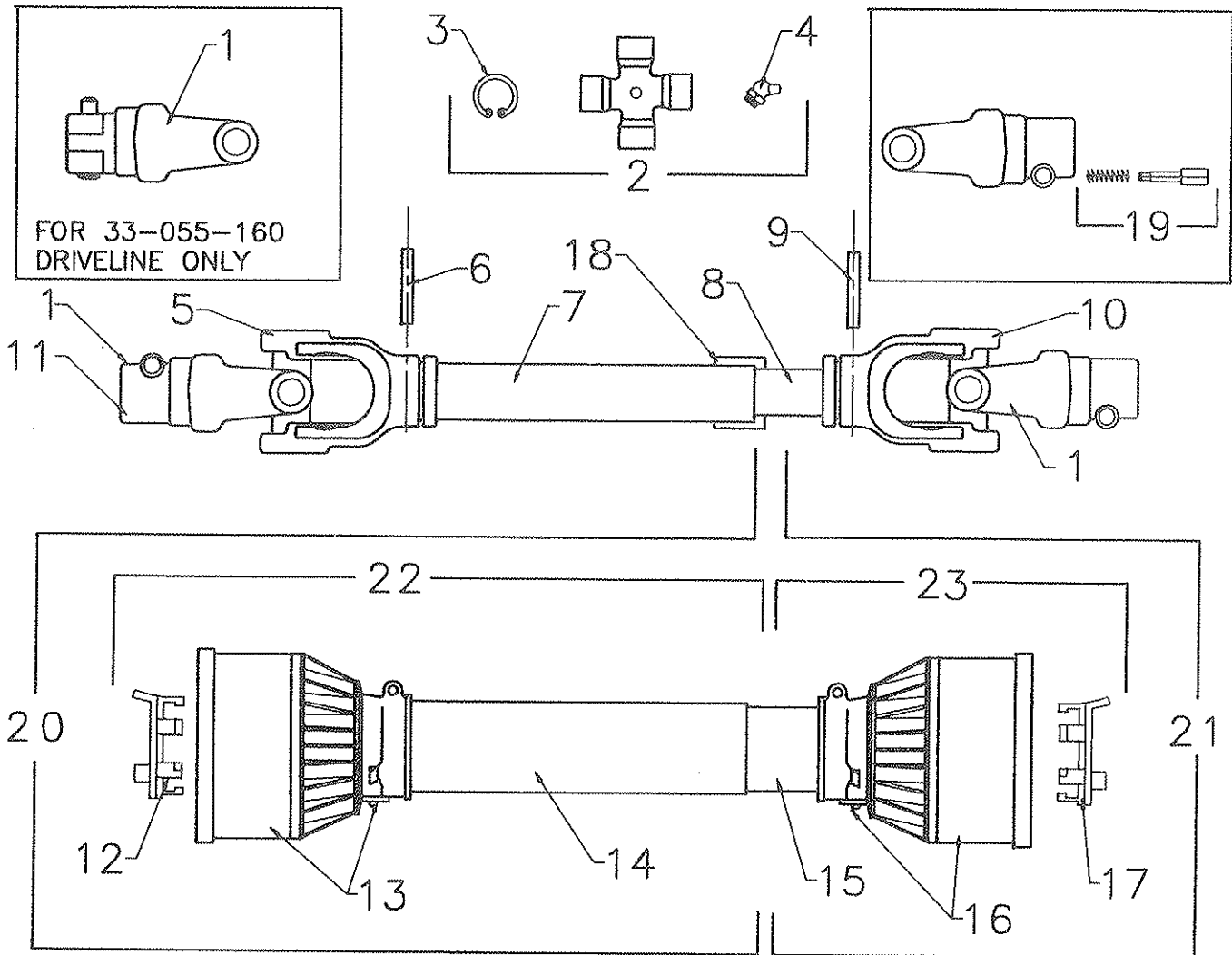
(33-055-152)



ITEM	PART NO.	SERIAL NO. OR YR.	DESCRIPTION	QTY.	
				-151	-152
1	33-055-162		Yoke With Bridge	1	-
	33-055-205		Yoke With Bridge (573083775)	-	1
2	33-055-163		Cross Journal Assy. (412080012)	2	2
	33-055-226		Circlip (338023001)	12	12
4	03-055-100		Grease Nipple (348004000)	3	3
5	33-055-165		Central Body (511080051)	1	1
6	33-055-166		Yoke (215086854)	1	1
7	33-055-101		Grease Nipple (348017000)	1	1
8	33-055-167		Flexible Pin (341054000)	1	1
9	33-055-194		Cardan Tube (224730810)	-	1
10	33-055-227		Cardan Tube (270690813)	1	1
11	33-055-170		Flexible Pin (341055000)	1	1
12	33-055-171		Inner Tube Yoke (204086861)	1	1
13	33-055-172		Cross Journal Assy (41208)	1	1
14	33-055-228		Yoke RS (572083761)	1	1
15	33-055-174		O. Bearing 8-9-10 (255080005)	1	1
16	33-055-175		Safety Cone (254080029)	1	1
17	33-055-176		Safety Tube (236640739)	1	1
18	33-055-177		Safety Tube (237005411)	1	-
	33-055-195		Safety Tube (237005412)	-	1
19	33-055-178		Cone With Collar (517080040)	1	1
20	33-055-179		I. Bearing 8-9-10 (255080006)	1	1
21	33-055-180		Complete Chain (252000005)	3	3
22	33-055-181		Ring Nut (239006812)	1	-
23	33-055-182		Ring Nut Dowels (255080351)	1	1
24	33-055-183		Complete Shell (517088051)	1	1
25	33-055-184		Complete Push Button	1	-
	33-055-186		Complete Push Button (403000013)	-	1
26	33-055-185		HUB (240040061)	2	-
	33-055-196		HUB (240080061)	-	2
27	33-055-186		Complete Push Button (403000013)	1	-
	03-055-098		Complete Push Button (403000001)	-	1
30	33-055-189		Half Shaft, 1 3/4-20 C.V. With Shield (8E5810191006)	1	-
	33-055-231		Half Shaft, 1 3/8-21 C.V. With Shield (8E5810191005)	-	1
31	33-055-232		Half Shaft, 1 3/8-21 With Shield (8IC810191001)	-	1
	33-055-201		Half Shaft, 1 3/8-21 With Shield (8IC810191002)	1	-
32	33-055-191		Half Safety Guard (4FE810106)	1	-
	33-055-202		Half Safety Guard (4FE810105)	-	1
33	33-055-192		Half Safety Guard (4FI810106)	1	-
	33-055-203		Half Safety Guard (4FI810105)	-	1
34	33-055-193		Safety Guard (4F0810107)	1	-
	33-055-204		Safety Guard (4F0810106)	-	1
35	33-055-229		Sleeve (240003551)	1	1

**1<sup>3</sup>/<sub>8</sub>-21 STD. DRIVELINE**  
(33-055-160)

**1<sup>3</sup>/<sub>4</sub>-20 STD. DRIVELINE**  
(33-055-161)

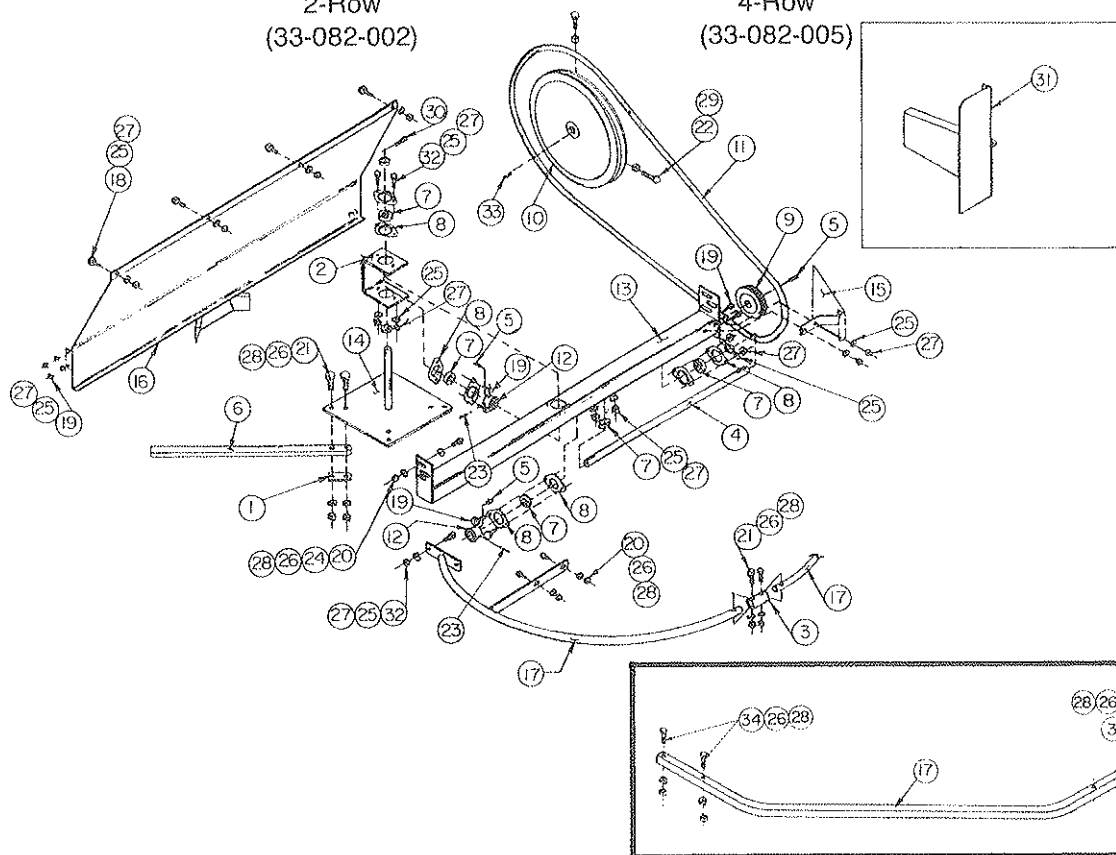


ITEM	PART NO.	SERIAL NO. OR YR.	DESCRIPTION	QTY.	
				-160	-161
1	02-055-043		Yoke, 1 <sup>3</sup> / <sub>8</sub> -21 (507083751)	2	1
2	02-055-048		Cross Journal Assy. (41208)	2	2
3	33-055-164		Circlip (338023000)	8	8
4	03-055-100		Grease Nipple (348004000)	2	2
5	33-055-208		Outer Tube Yoke	1	1
6	33-055-167		Flexible Pin (341054000)	1	1
7	33-055-209		Female Tube (224730915)	1	1
8	33-055-210		Male Tube (224690923)	1	1
9	33-055-170		Flexible Pin (341055000)	1	1
10	33-055-171		Inner Tube Yoke (204086861)	1	1
11	02-055-044		Yoke, 1 <sup>3</sup> / <sub>4</sub> -20 (507083851)	-	1
12	33-055-013		O Bearing 6-7 (255060005)	1	1
13	33-055-218		Cone W/Collar-Tractor	1	1
14	33-055-211		Shield Tube-Tractor (238640844)	1	1
15	33-055-212		Shield Tube-Imp. (237005410)	1	1
16	33-055-178		Cone With Collar (517080040)	1	1
17	02-055-056		I Bearing 8-9-10 (255080006)	1	1
18	33-055-181		Ring Nut (239006812)	1	1
19	33-055-186		Complete Push Button (403000013)	1	1
20	33-055-213		1 <sup>3</sup> / <sub>4</sub> -21 Tractor Half W/Shield	1	-
	33-055-214		1 <sup>3</sup> / <sub>4</sub> -20 Tractor Half W/Shield	-	1
21	33-055-215		1 <sup>3</sup> / <sub>8</sub> -21 Imp. Half W/Shield	1	1
22	33-055-216		Safety Shield Half-Tractor	1	1
23	33-055-217		Safety Shield Half-Imp.	1	1

# VINE SPREADER

2-Row  
(33-082-002)

4-Row  
(33-082-005)

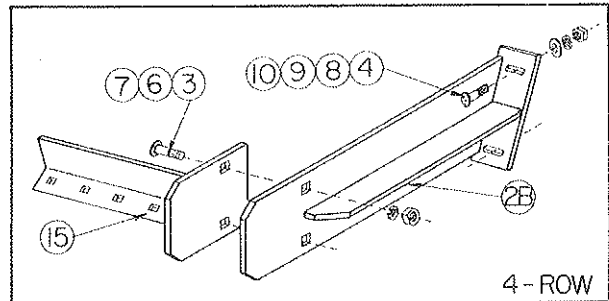
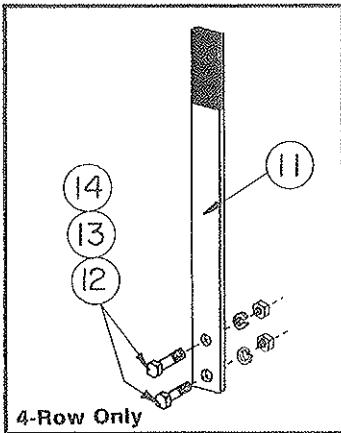
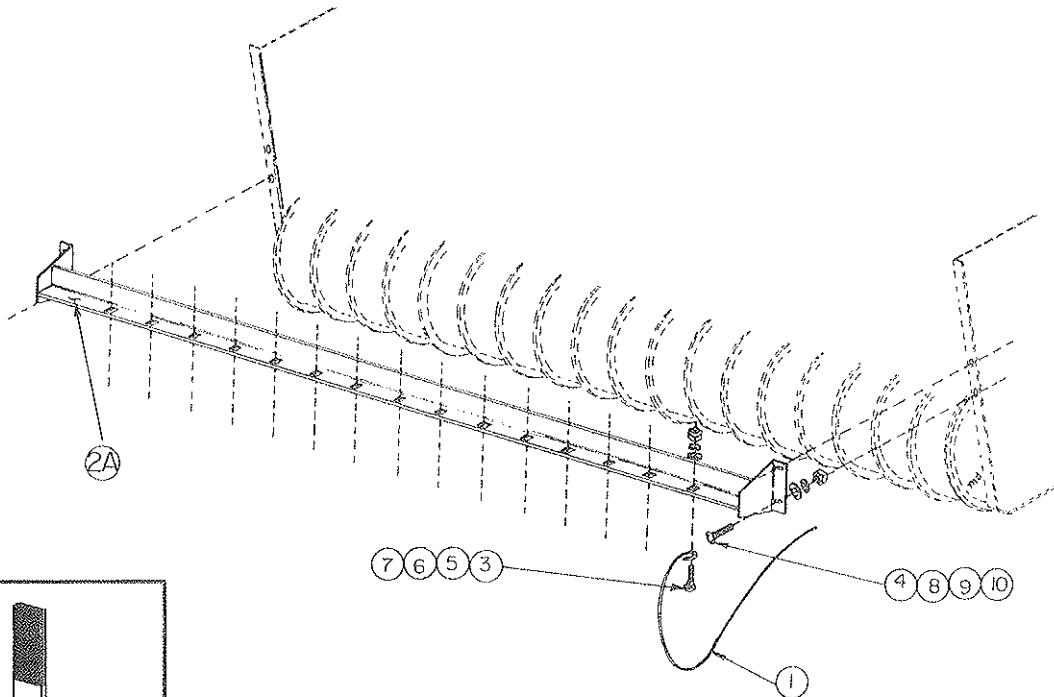


ITEM	PART NO.	SERIAL NO. OR YR.	DESCRIPTION	QTY.	
				2R	4R
1	33-023-227	(1988- )	Beater Plate Reinf. Brace	4	4
2	33-023-228	(1988- )	Center Brace, V.S.	1	1
3	33-024-116	(1988- )	Hoop Attachment Collar	1	—
	33-027-679	(1989- )	Vine Spreader Clip	—	1
4	33-026-119	(1988- )	Horizontal V.S. Shaft	1	—
	33-026-166	(1989- )	Vine Spreader Shaft	—	1
5	03-026-042	(1988-1990)	1/4 x 1-9/16 Key	3	3
6	33-050-057	(1988- )	Vine Stripper Blade	4	4
7	03-051-021	(1988- )	1" Ext. Brg. w/Collar	4	4
8	04-051-002	(1988- )	52 MST Stamping	8	8
9	33-053-052	(1988- )	4-5/8 Dia. Sheave W/1-1/32 Bore	1	1
10	33-053-006	(1988- )	Drive Sheave	1	1
11	33-053-051	(1988- )	137.8 Pitch V-Belt	1	1
12	33-057-005	(1988- )	1" Shaft Miter Gear	2	2
13	33-080-251	(1988- )	Vine Spreader Horiz. Weld	1	—
	33-080-408	(1989- )	Vine Spreader Horiz. Weld	—	1
14	33-080-252	(1988- )	V.S. Center Pivot	1	1
15	33-080-255	(1988- )	V.S. Sheave Guard	1	1
16	33-080-253	(1988- )	Vine Stripper Guard	1	—
	33-080-409	(1989- )	Vine Stripper Guard	—	1
17	33-080-254	(1988- )	Hoop Half Assembly	2	—
	33-024-171	(1989- )	Vine Stripper Guard	—	2
18	48-090034		Capscrew, 5/16 x 1/2 G-5 Plt'd	4	5
19	48-090043		Capscrew, 5/16 x 3/4 G-5 Plt'd	12	12
20	48-090100		Capscrew, 3/8 x 1 G-5 Plt'd	10	6
21	48-090200		Capscrew, 3/8 x 2 G-5 Plt'd	10	10
22	54-010170		Setscrew, 3/8 x 1 Sq. Hd.	2	2
23	54-020010	(1989-1990)	Setscrew, 3/8 x 3/8 Allen Hd.	(4)	(4)
	03-050-078	(1991- )	Roll Pin, 5/16 x 1-3/4	2	2
24	62-010100		Flatwasher, 3/8 Plt'd	6	6
25	66-010100		Lockwasher, 5/16 Plt'd	18	15
26	66-010150		Lockwasher, 3/8 Plt'd	24	24
27	68-010100		Hex Nut, 5/16 Plt'd	18	15
28	68-010150		Hex Nut, 3/8 Plt'd	24	24
29	70-010051		Jam Nut, 3/8 Plt'd	2	2
30	76-010180		Cotter Pin, 7/32 x 1-1/2 Plt'd	1	1
31	33-080-257	(1988- )	Air Lift Fan Guard	1	1
32	48-090036		Capscrew, 5/16 x 1 G-5 Plt'd	6	2
33	27-026-015	(1988- )	3/8 x 1-1/4 Key	1	1
34	48-090170		Capscrew, 3/8 x 1-1/2 G.5 P.	—	4

# '88 VINE HOLD DOWN KIT

2-Row  
(33-082-003)

4-Row  
(33-082-004)



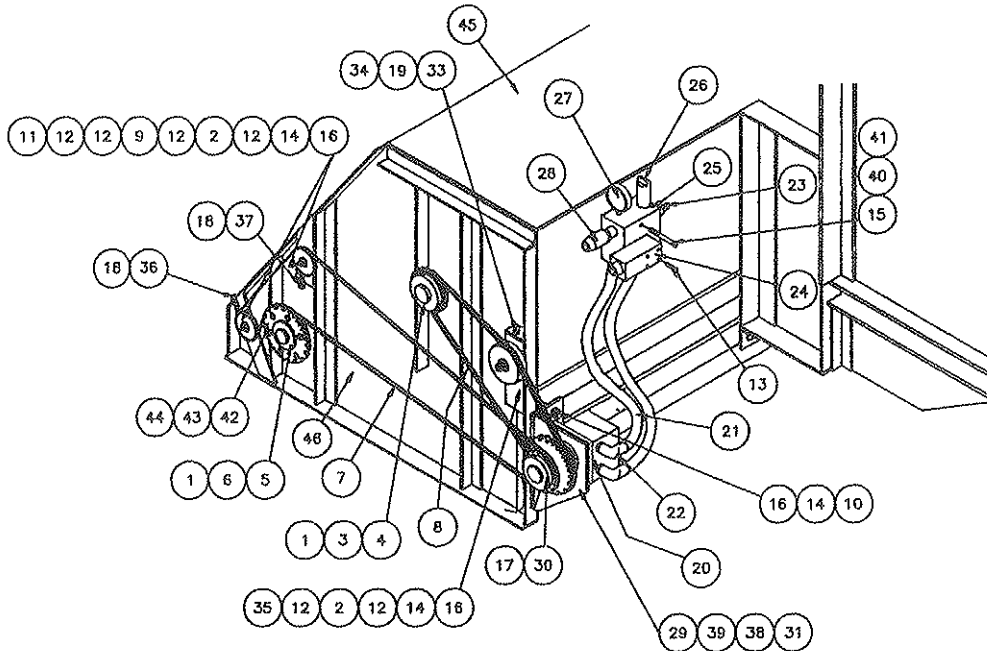
ITEM	PART NO.	SERIAL NO. OR YR.	DESCRIPTION	QTY.	
				2R	4R
1	33-050-075	(1988- )	'88 Vine Hold Down Rod	15	33
2A	33-080-281	(1988- )	Vine Hold Down Brk't.	1	—
2B	33-080-405	(1989-1990)	Vine Hold Down Support	—	(1)
	33-080-512	(1991- )	Vine Hold Down Support, Lt.	—	1
	33-080-513	(1991- )	Vine Hold Down Support, Rt.	—	1
3	52-030150		5/16 x 1 Carr. Scr. G-2 Plt'd	15	—
	52-030160		5/16 x 1-1/4 Carr. Sc. G.2	—	37
4	52-030250		3/8 x 1 Carr. Scr. G-2 Plt'd	3	—
	52-030300		3/8 x 1/1-4 Carr. Sc. G.2	—	4
5	62-010050		5/16 Flatwasher	15	33
6	66-010100		5/16 Lockwasher	15	37
7	68-010100		5/16 Hex Nut	15	37
8	62-010100		3/8 Flatwasher	3	4
9	66-010150		3/8 Lockwasher	3	4
10	68-010150		3/8 Hex Nut	3	4
15	33-080-514		Vine Hold Down Front Bar	—	1

## 4-ROW HEADER COLLISION GUARD (33-082-006)

ITEM	PART NO.	SERIAL NO. OR YR.	DESCRIPTION	QTY.
11	33-023-390	(1989- )	Collision Guard	1
12	48-090100		Capscrew, 3/8 x 1 G.5 Plt'd	2
13	66-010150		Lockwasher, 3/8	2
14	68-010150		Hex Nut, 3/8	2

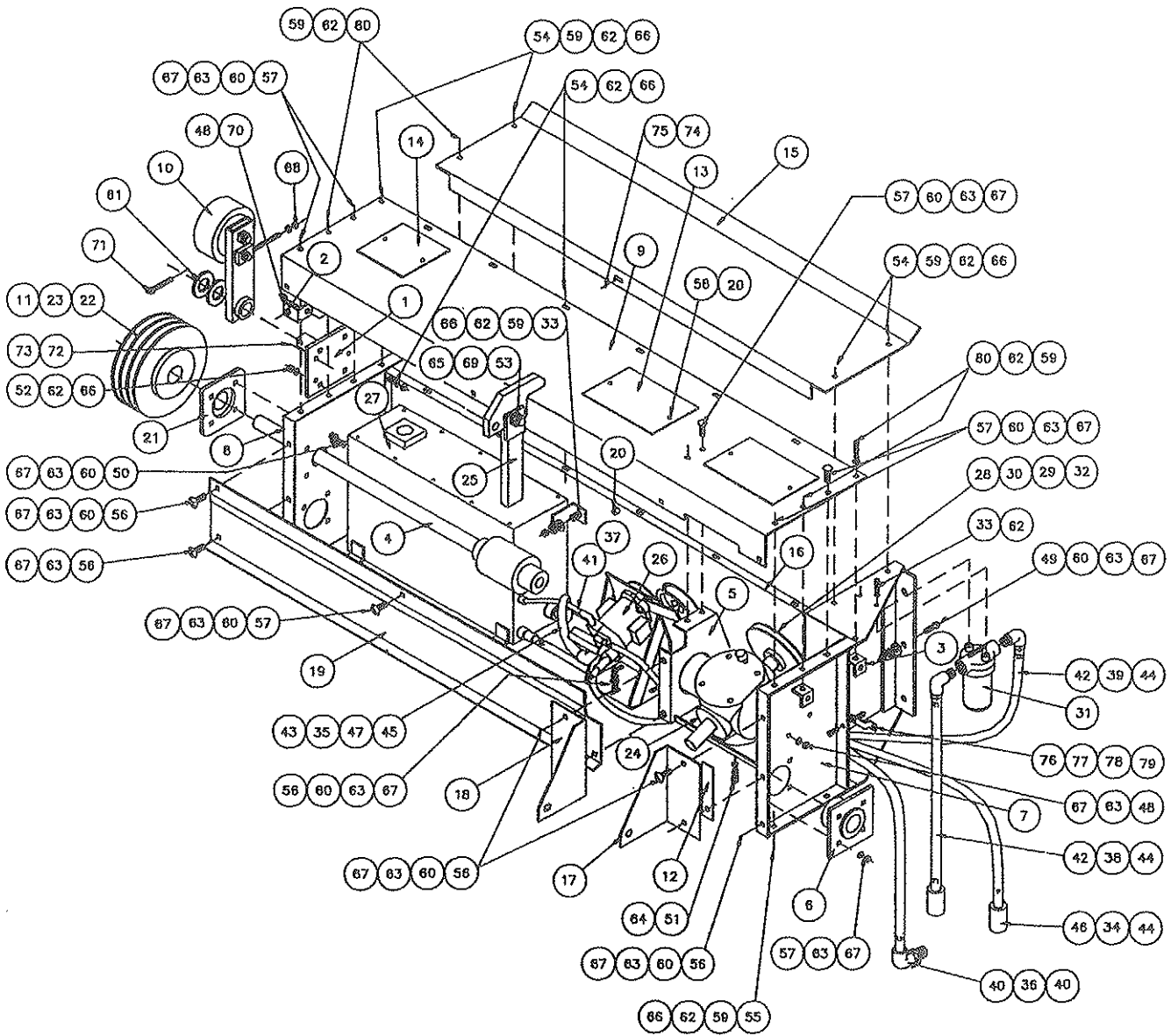


# 4-ROW HYDRAULIC HEADER



ITEM	PART NO.	SERIAL NO. OR YR.	DESCRIPTION	QTY.
1	03-026-016		Key, 1/4 X 2	2
2	33-052-015		Idler, 60-15T	3
3	03-052-011		Sprocket, 60-15T	1
4	03-052-039		Bushing, P1 Taper W/1 1/4 Bore	1
5	33-052-070		Coupler, Over-Running	1
6	33-052-069		Sprocket, 60A30 Bolt	1
7	33-052-065		Chain, RC-60H 148P	1
8	33-052-066		Chain, RC-60H 76P	1
9	33-024-057		Spacer	2
10	16-050-001		"U" Bolt	2
11	52-050374		Carriage Screw, 5/8 x 3-1/2 Grd. 5 Plt'd	2
12	62-010250		Flatwasher, 5/8 Plt'd.	10
13	50-080500	( -1993)	Capscrew, 10-24 x 1-1/4 Socket HD	4
	33-050-209	(1994- )	Bolt Kit	1
14	66-010300		Lockwasher, 5/8"	5
15	50-080400		Capscrew, 5/16-18 x 3-1/2 Socket Hd.	2
16	66-010300		Hex Nut, 5/8	5
17	33-052-051		Sprocket, 60Q2822'	1
18	70-010051		Jam Nut, 3/8	2
19	62-010200		Flatwasher, 1/2	1
20	33-061-067		Motor, 4-Row Hydraulic Head	1
21	33-059-012		Hose, Hydraulic	2
22	33-059-021		Adapter, Hydraulic Hose	2
23	33-061-074		Valve, 3500 PSI Relief	1
24	33-061-073	( -1993)	Valve, Directional Control	(1)
	33-061-081	(1994- )	Valve, Directional Control	1
25	33-061-078	( -1993)	Manifold Control	(1)
	33-061-080	(1994- )	Mainford, '94	1
26	33-061-077		Switch, Pressure	1
27	33-061-079		Gauge, Pressure	1
28	33-061-075		Cartridge, Proportional Flow	1
29	33-080-554		Mount, 4-Row Motor	1
30	33-053-084		Bushing, 1-3/8 Q1 Taper	1
31	48-090625		Capscrew, 1/2 x 2 1/2 Grd. 5 Plt'd.	4
33	33-080-615		Thrd. Rod, 1/2	1
34	33-023-567		Plate, Idler Drawbolt	1
35	33-080-616		Bolt, Idler	1
36	54-010173		Setscrew, 3/8 x 2	1
37	54-010178		Setscrew, 3/8 x 4	1
38	66-010250		Lockwasher, 1/2	4
39	68-010250		Hex Nut, 1/2	4
40	66-010100		Lockwasher, 5/16 Plt'd.	2
41	68-010100		Hex Nut, 5/16 Plt'd.	2
42	48-090150		Capscrew, 3/8 x 1-1/4 Grd. 5 Plt'd.	6
43	66-010150		Lockwasher, 3/8 Plt'd.	6
44	68-010150		Hex Nut, 3/8 Plt'd.	6
45	33-080-565		Header Tie	1
46	33-080-563		Fender, Lt.	1

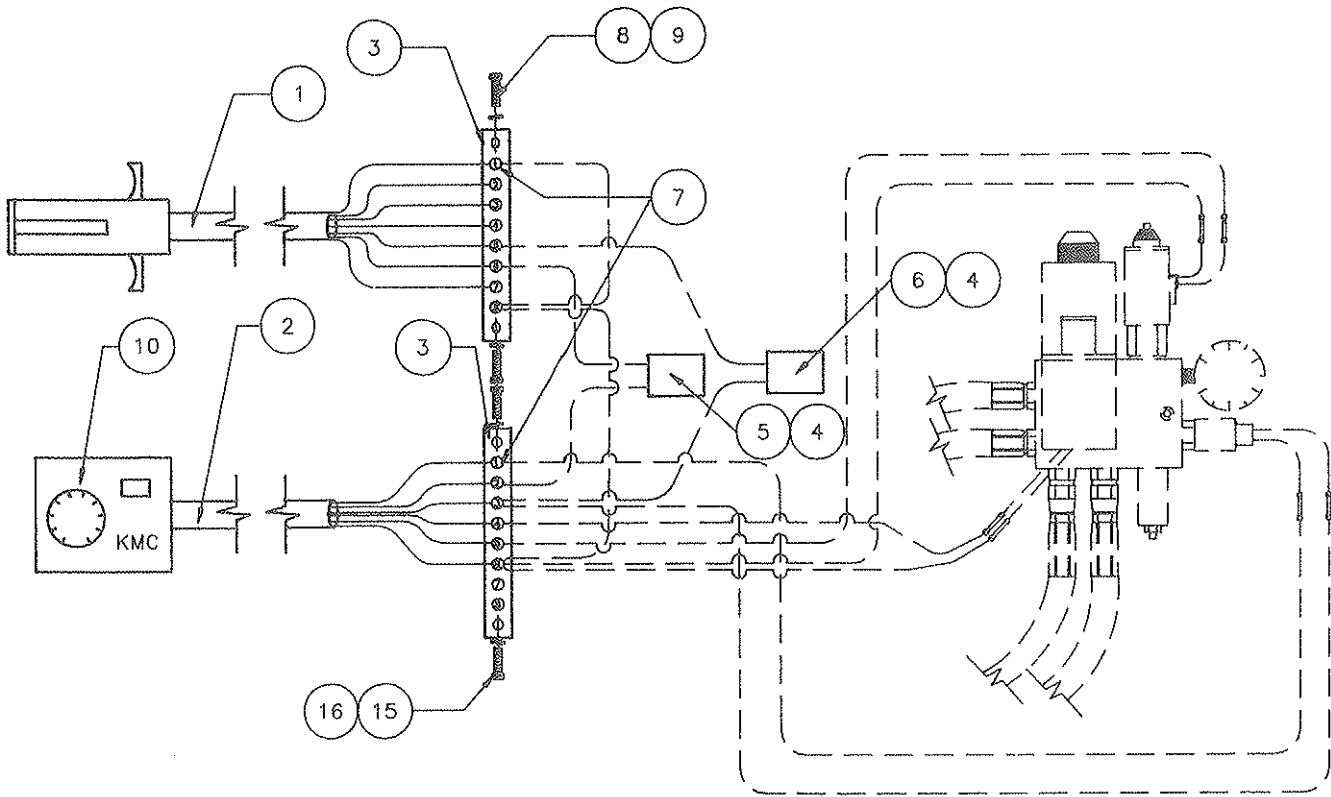
# 4-ROW HYDRAULIC UPPER HEADER



ITEM	PART NO.	SERIAL NO. OR YR.	DESCRIPTION	QTY.
1	33-080-532		Idler Pivot	1
2	33-080-201		Anchor, Tension Rod	1
3	33-080-205		Pipe Clamp Bracket	4
4	33-080-548		Output Shaft	1
5	33-080-562		Mount, T-Box	1
6	33-080-345		Pivot Ass'y.	2
7	33-080-556		Support, Lt. Tongue	1
8	33-080-559		Support, Rt. Tongue	1
9	33-080-560		Support, Top	1
10	33-081-118		Arm, Main Drive Idler	1
11	33-026-087		Key, 3/8 x 2-1/2	1
12	33-023-334		Shim, Lt. Shield Supp.	1
13	33-027-821		Cover, Inspection (14 x 9½)	2
14	33-027-820		Cover, Inspection (9x8)	1
15	33-027-575		Cover, Cylinder	1
16	33-027-581		Bulkhead	1
17	33-027-778		Support, Lt. Shield	1
18	33-027-779		Support, Rt. Shield	1
19	33-027-578		Support, Front G.B. Rt.	1
20	33-050-101		Nutsort, ¼-20	7

ITEM	PART NO.	SERIAL NO. OR YR.	DESCRIPTION	QTY.
21	33-051-022		Output Shaft Brg.	1
22	33-053-004		Main Drive Sheave 10.4"	1
23	33-053-029		Taper Bushing, R1 -1-3/4"	1
24	33-054-041		Gear Box, 6R	1
25	33-080-442		Brace Arm	1
26	33-081-137		Pump Brk't Ass'y. (See Breakdown, Page 59)	1
27	33-081-134		Reservoir Ass'y.	1
28	33-053-081		Belt, B75K	1
29	33-053-077		Taper Bushing, SOS 1-3/4	1
30	33-053-078		Sheave, QD 1B 9.4	1
31	33-061-082		Filter, And Base	1
	33-061-065		Replacement Filter Only	
32	03-026-016		Key, 1/4 x 2	1
33	48-090100		Capscrew, 3/8 x 1 Grd. 5 Plt'd.	6
34	33-059-013		Hose, 8M3K-1 0FJX90S-1 0FJX-62"	1
35	33-059-014		Hose, 16C4-20FJX-20FJX-22.5"	1
36	33-059-015		Hose, 4M3K4FJX-4FJX-64"	1
37	33-059-016		Hose, 6CIT-8FJX-6MB-18"	1
38	33-059-017		Hose, 8CIT-1 0FJX-1 0FJX-34"	1
39	33-059-018		Hose, 8CIT-10FJX-10FJX-78"	1
40	33-059-019		Adapter, 4MB-4MJ-90	2
41	33-059-020		Adapter, 8MB-8MJ-90	1
42	33-059-048		Adapter, 10MJ-16MB-90	2
43	33-059-023		Adapter, 20MB-20MJ-90	1
44	33-059-025		Adapter, 10MB-10MJ	3
45	33-059-027		Adapter, 20MB-20MJ	1
46	33-059-028		Adapter, 12MB-10MJ	1
47	33-080-029		Adapter, 20FJX-20MJ-90	1
48	48-090592		Capscrew, 1/2 X 1-1/4 Grd. 5 Plt'd.	4
49	48-090595		Capscrew, 1/2 X 1-1/2 Grd. 5 Plt'd.	6
50	48-090596		Capscrew, 1/2 X 1-3/4 Grd. 5 Plt'd.	4
51	48-090910		Capscrew, 5/8 x 1-1/4 Grd. 5 Plt'd.	4
52	52-050048		Carriage Screw, 3/8 x 1-3/4 Grd. 5 Plt'd.	4
53	48-100490		Capscrew, 1 x 3-1/4 Grd. 5 Plt'd.	2
54	52-050035		Carriage Screw, 3/8 x 1 Grd. 5 Plt'd.	21
55	52-050040		Carriage Screw, 3/8 x 1-1/4 Grd. 5 Plt'd.	12
56	52-050140		Carriage Screw, 1/2 X 1-1/2 Grd. 5 Plt'd.	11
57	52-050125		Carriage Screw, 1/2 X 1-1/4 Grd. 5 Plt'd.	15
58	58-020101		Machine Screw, 1/4 x 5/8	6
59	62-010100		Flatwasher, 3/8 Plt'd.	21
60	62-010200		Flatwasher, 1/2 Plt'd.	27
61	62-020050		Flatwasher, 1" SAE Plt'd.	2
62	66-010150		Lockwasher, 3/8" Plt'd.	47
63	66-010250		Lockwasher, 1/2" Plt'd.	38
64	66-010300		Lockwasher, 5/8" Plt'd.	4
65	66-010450		Lockwasher, 1" Plt'd.	2
66	68-010150		Hex Nut, 3/8 Plt'd.	41
67	68-010250		Hex Nut, 1/2 Plt'd.	38
68	68-010300		Hex Nut, 5/8 Plt'd.	2
69	68-010450		Hex Nut, 1" Plt'd.	2
70	72-010100		Locknut, 1/2 Grd. "B" Plt'd.	1
71	76-010100		Cotter Pin, 3/16 x 1-1/2	1
72	54-010171		Setscrew, 3/8 x 1 -1 /4	3
73	70-010051		Jam Nut, 3/8	3
74	48-090005		Capscrew, 1/4 x 5/8 Grd. 5 Plt'd.	1
75	66-010050		Lockwasher, 1/4 Plt'd.	1
76	33-023-531		Latch, Upper Header	1
77	48-090036		Capscrew, 5/16 x 1 Grd. 5 Plt'd.	1
78	66-010100		Lockwasher, 5/16 Plt'd.	1
79	68-010100		Hex Nut, 5/16 Plt'd.	1
80	48-090150		Capscrew, 3/8 x 1-1/4 Grd. 5 Plt'd.	4

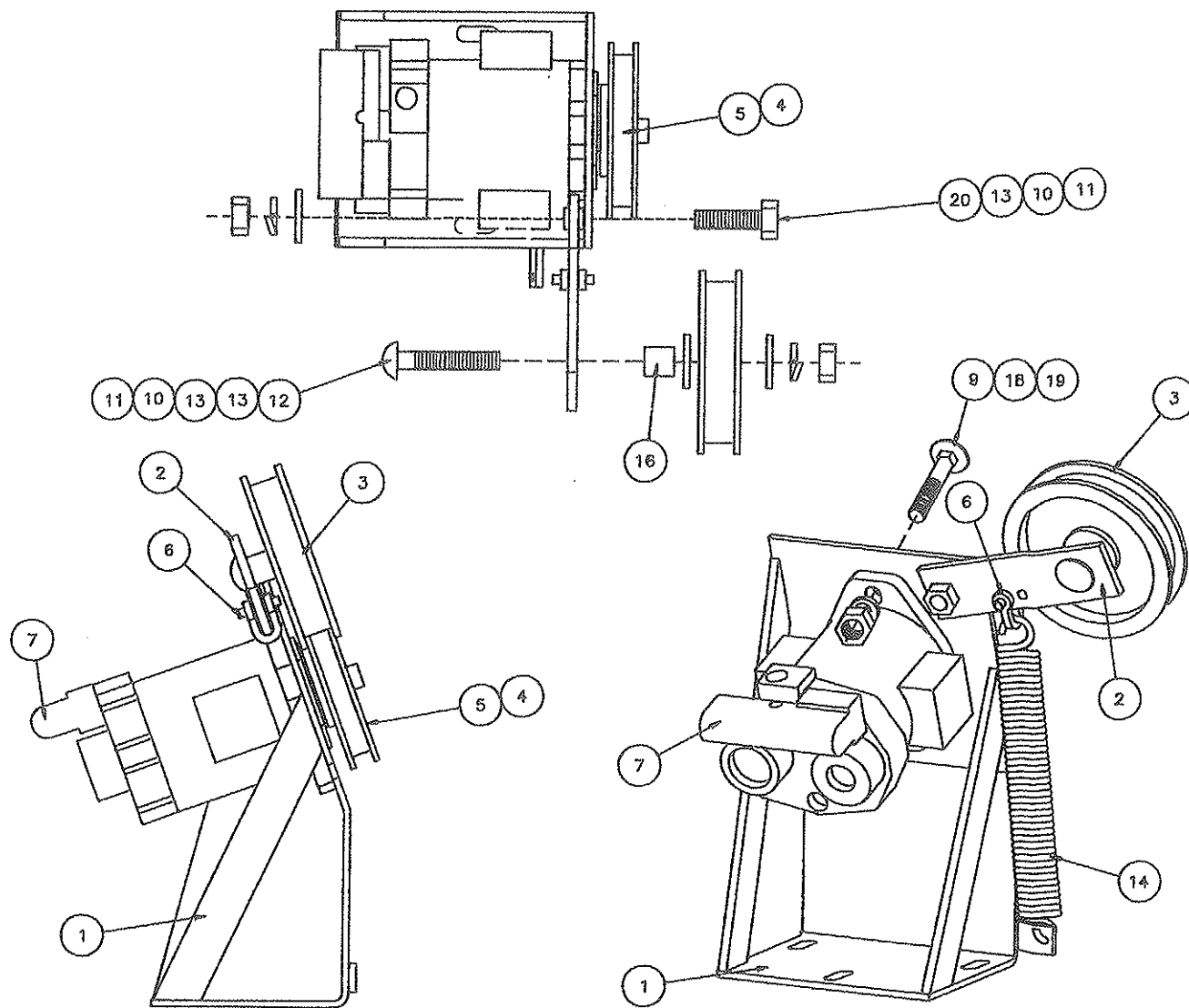
## 4-ROW HYDRAULIC HEADER WIRING



ITEM	PART NO.	SERIAL NO. OR YR.	DESCRIPTION	QTY.
1	33-081-178		Harness, 14-7 Cable	1
2	33-081-177		Harness, Box Cable	1
3	33-062-051		Block, Terminal	2
4	33-062-015		Holder, Fuse	2
5	33-062-036		Fuse, 3 Amp	1
6	33-062-014		Fuse, 5 Amp	1
7	68-010030		Kep Nut, #10-24 Plt'd.	14
8	48-090015		Capscrew, 1/4 x 1 Hex HD Grd. 5 Plt'd.	4
9	66-010050		Lockwasher, 1/4 Plt'd.	4
10	33-062-061		Header Control Box	1

# PUMP BRACKET

(33-081-137)



ITEM	PART NO.	SERCIAL NO. OR YR.	DESCEIPTION	QTY.
1	33-080-561		Bracket, Pump	1
2	33-081-204	(1995- )	Arm, Pivot Assy.	1
3	03-053-023		Idler, 1 x 5-1/2	1
4	33-053-079		Taper Bushing, SDS 7/8"	1
5	33-053-080		Sheave, QD1B 5.6	1
6	33-050-143		1/4" Chain Shackle	1
7	33-061-071		Pump	1
9	52-050140		1/2 x 1-1/2 Carriage G5 Plt.	2
10	66-010300		5/8 Lockwasher, Plt.	2
11	68-010300		5/8 Hex Nut, Plt.	2
12	52-050374		5/8 x 3-1/2 Carr. Scr. Grd. 5 Plt.	1
13	62-010250		5/8 Flatwasher, Plt.	3
14	15-050-002		Spring, 1 x 7-1/4 Ext.	1
15	66-010250		1/2 Lockwasher, Plt.	2
16	33-024-057		Spacer, Idler	1
17	68-010250		1/2 Hex Nut, Plt.	2
18	48-090950		CapscREW, 5/8 x 2 G5 Plt.	1



The following is a list of serial numbers issued to our machines at the beginning of each year. To determine when a unit was made, find the range within which the particular serial number falls. It would have been produced between January 1 to December 31 of that year.

<b>YEAR</b>	<b>SERIAL NUMBERS</b>
1985	27986-29695
1986	29696-31095
1987	31096-33234
1988	33235-35548
1989	35549-38496
1990	38497-41771
1991	41772-44466
1992	44467-47001
1993	47002-48750
1994	48751-51549
1995	51551-54262
1996	54263-56661
1997	56662-59465
1998	59466-62097
1999	62098-63986
2000	63987-65692
2001	65693-67340
2002	67341-68699
2003	68700-70482
2004	70483-72646
2005	72647-74866
2006	74867-



***DEPENDABLE EQUIPMENT FOR PROGRESSIVE FARMING***

*Visit us at [www.kelleymfg.com](http://www.kelleymfg.com)*



**MADE IN AMERICA**