




**WIDE BODY 4-ROW &  
6-ROW PEANUT COMBINES  
W/ 4X36, 6X36, 6X30, 6X40, & 8X30 HEADERS**

**TO BE USED FOR MACHINES PRIOR TO 2002**



**33-SERIES  
3355 & 3360**

**KELLEY MANUFACTURING CO.**

80 Vernon Drive / Zip 31794  
P.O. Drawer 1467 / Zip 31793  
Tifton, GA

Tel: 229-382-9393  
Toll Free: 1-800-444-5449  
Fax: 229-382-5259  
Email Address: [info@kelleymfg.com](mailto:info@kelleymfg.com)

PART NO. 33-PB-03  
Printing Date: Aug 2001

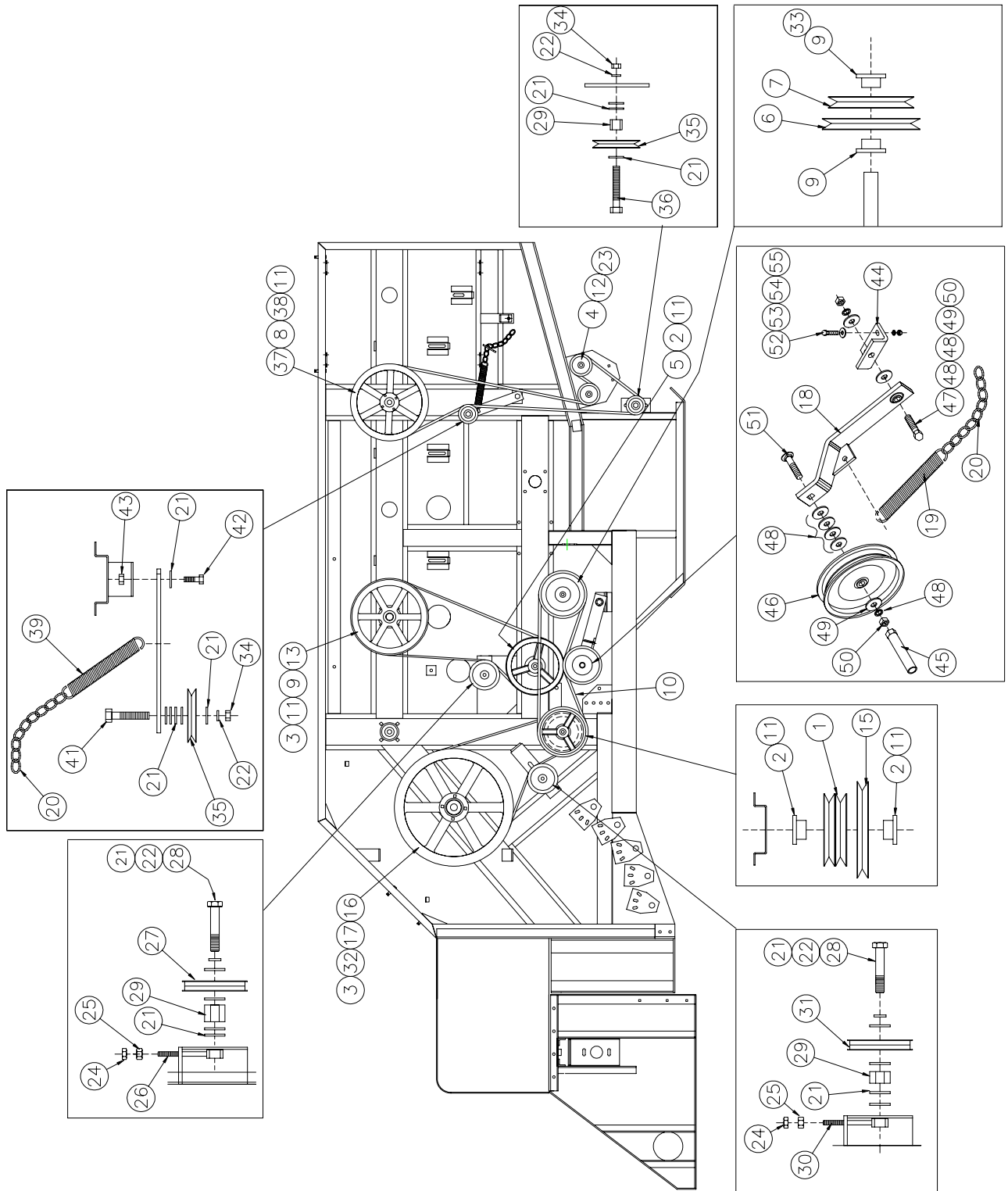


# TABLE OF CONTENTS

LEFT SIDE DRIVES (1995-1996) (4-ROW WIDE BODY) .....	2-3
LEFT SIDE DRIVES (1997- ) (4-ROW WIDE BODY & 6-ROW).....	4-5
RIGHT SIDE DRIVES (1995- ) (4R WIDE BODY & (1997- )(6-ROW) .....	6-7
LEFT SIDE DRIVES (1993-1996) (6-ROW).....	8-9
RIGHT SIDE DRIVES (1993-1996) (6-ROW).....	10-11
UPPER HEADER (1993-1996) (4R WIDE BODY & 6-ROW).....	12-13
UPPER HEADER (1997- ) (4R WIDE BODY & 6-ROW) (6x30, 6x40/8x30).....	14-15
V.S. CONTROL ARM (1997- ).....	16
OIL RETURN TUBE ASSEMBLY(1994-1996) .....	17
LOWER HEADER (4R WIDE BODY & 6-ROW) (6x30, 6x40/8x30).....	18-19
PICK-UP REEL.....	20
PICK-UP AUGER .....	21
LOWER HEADER HYDRAULICS (4R WIDE BODY & 6-ROW) (6x30, 6x40/8x30) .....	22-23
HYDRAULIC GROUP ( -1997).....	24-25
HYDRAULIC GROUP (1998- ) (4R WIDE BODY & 6-ROW) (6x30, 6x40/8x30) .....	26-27
TONGUE (4R WIDE BODY & 6-ROW) (6x30, 6x40/8x30) .....	28-29
FRONT TONGUE.....	30
12" LIFT KIT OPTION.....	31
FRAME ASSEMBLY.....	32-37
CHART FOR IDENTIFYING CYLINDER BARS .....	37
STRIPPERS & STRIPPER HANDLES.....	38
#1, #2, & #3 CYLINDER CONCAVE GROUP .....	39
#4, #5, #6, & #7 CYLINDER CONCAVE GROUP .....	39
CYLINDERS, #1, #2, #3, #4, #5, #6, & #7.....	40-43
SHAKER PAN .....	44
STEMMER FRAME .....	45
SCREEN & TAILBOARD.....	46
STEMMER SAWS.....	47
BEARING & HANGERS .....	48-49
AXLE .....	50-51
CENTER BEARING SUPPORT .....	51
CONVEYOR GROUP (6-ROW) (1993-1996).....	52-53
AIR LIFT FAN DUCTS (4R WIDE BODY & (1997- ) 6-ROW).....	54-55
AIR LIFT FAN DAMPER.....	55
AIR LIFT FAN (1993-1996) .....	56-57
AIR LIFT FAN (1995- )4R WIDE BODY & (1997- )(6-ROW).....	58
SEPARATOR FAN .....	59
TANK.....	60-61
GEAR BOX.....	62
PEDESTAL SHAFT .....	63
HYDRAULIC CYLINDERS .....	64-67
SHIELD GROUP (1993-1996).....	68-69
REAR HOOD ASSEMBLY .....	69
SHIELD GROUP (1997- ).....	70
DRIVELINES .....	71-74
FLOW CONTROL KIT.....	75
CONVERSION KIT.....	76
HYDRAULIC HEADER WIRING .....	77
VINE HOLD DOWN KIT (6-ROW) ( -1998) & (2000- ) (6X40/8X30).....	78-79
VINE HOLD DOWN KIT (6-ROW) (1999) (6X30) (2000- ) .....	79
VINE SPREADER (4R WIDE BODY & 6-ROW) .....	80-81
VINE HOLD DOWN KIT (4R WIDE BODY).....	81
VARIABLE PITCH SHEAVES .....	82-85
C.V. DRIVELINE, 1-3/8-21 .....	86
C.V. DRIVELINE, 1-3/4-20 .....	87
SAFETY DECALS .....	88

PRINTING DATE: AUG 2001

# (1995-1996) LEFT SIDE DRIVES (4-ROW WIDE BODY)

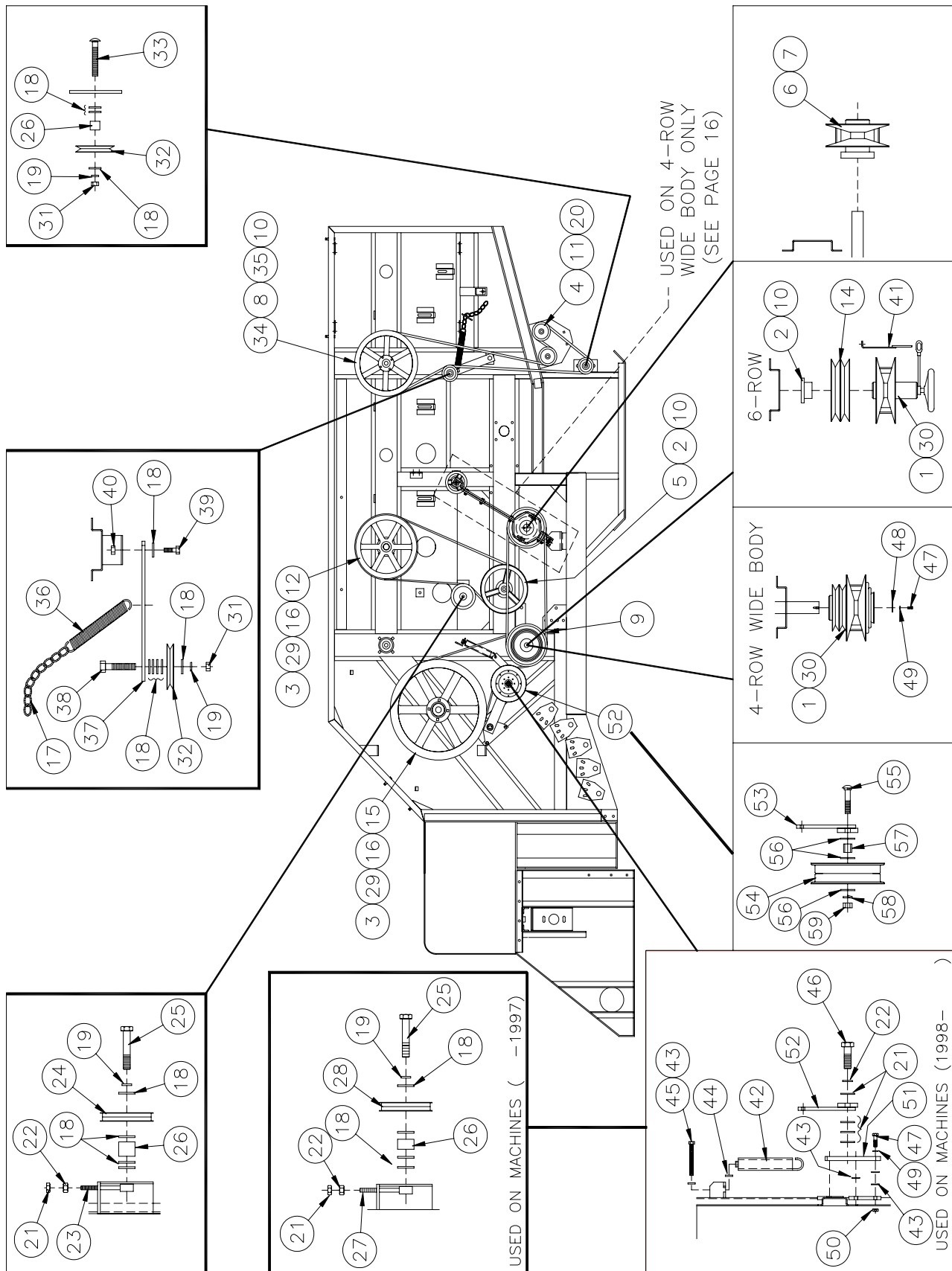


**(1995-1996) LEFT SIDE DRIVES**  
(4-ROW WIDE BODY)

ITEM	PART NO	SERIAL NO OR YR	DESCRIPTION	QTY
1	33-053-121	(1995-1996)	SHEAVE, QD 2C 7.5	1
2	33-053-034	(1995-1996)	BUSHING, 1 7/16 BORE SF-QD	3
3	33-053-025	(1995-1996)	V-BELT, C-108.9	3
4	33-053-043	(1995-1996)	SHEAVE, 5.5OD X 7/8 B DRIVE	2
5	33-053-075	(1995-1996)	SHEAVE, SF 1C 12.0	1
6	33-053-123	(1995-1996)	SHEAVE, 1C 9.5 QD	1
7	33-053-124	(1995-1996)	SHEAVE, 1C 8.5 QD	1
8	33-053-028	(1995-1996)	BUSHING, Q1 1 3/4	1
9	33-053-033	(1995-1996)	BUSHING, SFQD 1 3/4 BORE	3
10	33-053-125	(1995-1996)	BELT, C-90-S	1
11	04-026-038	(1995-1996)	KEY, 3/8 X 2	5
12	54-010020	(1995-1996)	SETScrew, 5/16 X 3/4 P	4
13	33-053-031	(1995-1996)	SHEAVE, 1C 16 TL	1
15	33-053-122	(1995-1996)	SHEAVE, 1C-10.0 QD	1
16	33-053-094	(1995-1996)	SHEAVE, 2C-24.0 QD	1
17	33-053-113	(1995-1996)	BUSHING, 1 15/16 SF-QD	1
18	33-081-202	(1995-1996)	IDLER ARM, SEP.FAN	1
19	21-050-016	(1995-1996)	EXTENSION SPRING, 1.56 X 9.5	1
20	03-050-004	(1995-1996)	CHAIN, 3/16 PROOF 18 LINKS	2
21	62-010250	(1995-1996)	FLATWASHER, 5/8 PLT	17
22	66-010300	(1995-1996)	LOCKWASHER, 5/8 PLT	4
23	70-010025	(1995-1996)	JAMNUT, 5/16 PLT	4
24	70-010100	(1995-1996)	JAMNUT, 1/2 PLT	2
25	68-010250	(1995-1996)	HEX NUT, 1/2 PLT	2
26	33-080-795	(1995-1996)	DRAWBOLT, IDLER, 4 3/4	1
27	03-053-023	(1995-1996)	IDLER, 1 X 5 1/2	1
28	48-091050	(1995-1996)	CAPSCREW, 5/8 X 3 1/2 G5 PLT	2

ITEM	PART NO	SERIAL NO OR YR	DESCRIPTION	QTY
29	33-024-057	(1995-1996)	SPACER, 1" IDLER	3
30	33-080-817	(1995-1996)	DRAWBAR, IDLER 10 1/2"	1
31	33-050-118	(1995-1996)	IDLER, 2" X 8"	1
32	33-026-128	(1995-1996)	KEY, 1/2 X 2 1/2	1
33	33-026-127	(1995-1996)	KEY, 3/8 X 4 1/2	1
34	68-010300	(1995-1996)	HEX NUT, 5/8 PLT	2
35	33-053-002	(1995-1996)	IDLER, 4" OD X 5/8 BORE	2
36	52-050374	(1995-1996)	CARRIAGE SCREW, 5/8 X 3 1/2	1
37	33-053-099	(1995-1996)	SHEAVE, 1B-16.0	1
38	33-053-126	(1995-1996)	BELT, HBB 155.0	1
39	15-050-002	(1995-1996)	SPRING, 1 X 7 1/4 EXT	1
40	33-023-100	(1995-1996)	IDLER ARM, AUGER	1
41	48-090984	(1995-1996)	CAPSCREW, 5/8 X 2 1/2 G5 PLT	1
42	48-090910	(1995-1996)	CAPSCREW, 5/8 X 1 1/4 G5 PLT	1
43	72-020050	(1995-1996)	LOCKNUT, 5/8 G"B" PLT	1
44	33-023-758	(1995-1996)	MOUNT, IDLER ARM	1
45	33-080-824	(1995-1996)	HANDLE	1
46	33-053-120	(1995-1996)	IDLER, 1 1/2 X 8	1
47	48-090984	(1995-1996)	CAPSCREW, 5/8 X 2 1/2 G5 PLT	1
48	62-010250	(1995-1996)	FLATWASHER, 5/8 PLT	7
49	66-010300	(1995-1996)	LOCKWASHER, 5/8 PLT	2
50	68-010300	(1995-1996)	HEX NUT, 5/8 PLT	2
51	52-050373	(1995-1996)	CARRIAGE SCREW, 5/8 X 3 G5 P	1
52	48-090170	(1995-1996)	CAPSCREW, 3/8 X 1 1/2 G5 PLT	2
53	62-010100	(1995-1996)	FLATWASHER, 3/8 PLT	2
54	66-010150	(1995-1996)	LOCKWASHER, 3/8 PLT	2
55	68-010150	(1995-1996)	HEX NUT, 3/8 PLT	2

# (1997- ) LEFT SIDE DRIVES (4-ROW WIDE BODY & 6-ROW)



ITEM	PART NO	SERIAL NO OR YR	DESCRIPTION	QTY	
				4R	6R
1*	33-053-145		SHEAVE, SPG VARIABLE	1	-
	33-053-085		SHEAVE, VAR PITCH	-	1
2	33-053-034		BUSHING, 1 7/16B SF-QD	1	2
3*	33-053-025		V-BELT, C-108.9	3	3
4	33-053-043		SHEAVE, 5.50D X 7/8B DR	2	2
5	33-053-075		SHEAVE, SF 1C 12.0	1	1
6	33-053-144		SHEAVE, CONTROL VAR.	1	-
	33-53-086		SHEAVE, VAR. PITCH	-	1
7	33-053-087		COLLET, 1 3/4	-	1
8	33-053-028	( -1997)	BUSHING, Q1-1 3/4	(1)	(1)
	33-053-148	(1998- )	BUSHING, 1 3/4 SK-QD TA	1	1
9	33-053-142		BELT, VAR SPEED (84.0)	1	-
	33-053-088		BELT, VAR SPEED	-	1
10	33-026-087		KEY, 3/8 X 2 1/2	3	-
	04-026-038		KEY, 3/8 X 2	-	3
11	54-010020		SETSCREW, 5/16 X 3/4 G5	4	4
12	33-053-031		SHEAVE, 1C 16TL	1	1
13	33-053-033		BUSHING, 1 3/4B SF-QD	1	1
14	33-053-121		SHEAVE, 2C 7.5 QD	-	1
15	33-053-094		SHEAVE, 2C 24.0 QD	1	1
16	33-053-113	( -1998)	BUSHING, 1 15/16 SF-QD	(1)	(1)
	33-053-151	(1999- )	TAPER BSG, SFQD 2 3/16	1	1
17	03-050-004		CHAIN, 3/16 PRF 18 LINKS	1	1
18	62-010250		FLATWASHER, 5/8 PLT	17	17
19	66-010300		LOCKWASHER, 5/8 PLT	4	4
20	70-010025		JAM NUT, 5/16 PLT	4	4
21	70-010100		JAM NUT, 5/16 PLT	2	2
22	68-010250		HEX NUT, 1/2 PLT	2	2
23	33-080-795		DRAWBOLT, IDLER 4 3/4	1	1
24	03-053-023		IDLER, 1 X 5 1/2	1	1
25	48-091050		CAPSCREW, 5/8 X 3 1/2	2	2
26	33-024-057		SPACER, 1 IDLER	3	3
27	33-080-817		DRAWBAR, IDLER 10 1/2	1	1
28	33-053-118		IDLER, 2 X 8	1	1
29	33-026-128		KEY, 1/2 X 2 1/2	1	1

ITEM	PART NO	SERIAL NO OR YR	DESCRIPTION	QTY	
				4R	6R
30	33-026-289		KEY, 3/8 X 5 1/4	2	1
31	68-010300		HEX NUT, 5/8 PLT	2	2
32	33-053-002		IDLER, 4 OD X 5/8 B	2	2
33	52-050374		CARR. SCREW, 5/8 X 3 1/2	1	1
34	33-053-099		SHEAVE, 1B-16.0	1	1
35	33-053-126		BELT, HBB 155.0	1	1
36	15-050-002		SPRING, 1 X 7 1/4 EXT	1	1
37	33-023-100		IDLER ARM, AUGER	1	1
38	48-090984		CAPSCREW, 5/8 X 2 1/2 G5	1	1
39	48-090910		CAPSCREW, 5/8 X 1 1/4 G5	1	1
40	72-020050		LOCKNUT, 5/8 PLT	1	1
41	33-070-028		ROD, CONTROL	-	1
42	15-081-025		SPRING, DOWN PRESS.	1	1
43	62-010100		FLATWASHER, 3/8 PLT	4	4
44	66-010200		LOCKWASHER, 3/8 PLT	1	1
45	33-080-974		BOLT, IDLER PULL	1	1
46	48-090950		CAPSCREW, 5/8 X 2 G5 P	1	1
47	48-090170		CAPSCREW, 3/8 X 1 1/2	4	4
48	33-028-436		CAP, 4RWB VAR SPEED	1	1
49	66-010150		LOCKWASHER, 3/8 PLT	4	4
50	68-010150		HEX NUT, 3/8 PLT	3	3
51	33-023-905		PLATE, IDLER ARM SUPT	1	1
52	33-081-252		IDLER ARM ASSEMBLY	1	1

**IDLER ARM (ITEM #52)**  
(33-081-252)

ITEM	PART NO	SERIAL NO OR YR	DESCRIPTION	QTY
53	33-081-253		ARM, IDLER	1
54	33-053-118		IDLER, 2 X 8	1
55	52-050374		CARR SCREW, 5/8 X 2 1/2	1
56	62-010250		FLATWASHER, 5/8 PLT	3
57	33-024-057		SPACER, 1" IDLER	1
58	66-010300		LOCKWASHER, 5/8 PLT	1
59	68-010300		HEX NUT, 5/8 PLT	1

REFER TO FILE "FOLD OUT PAGE.PUB"



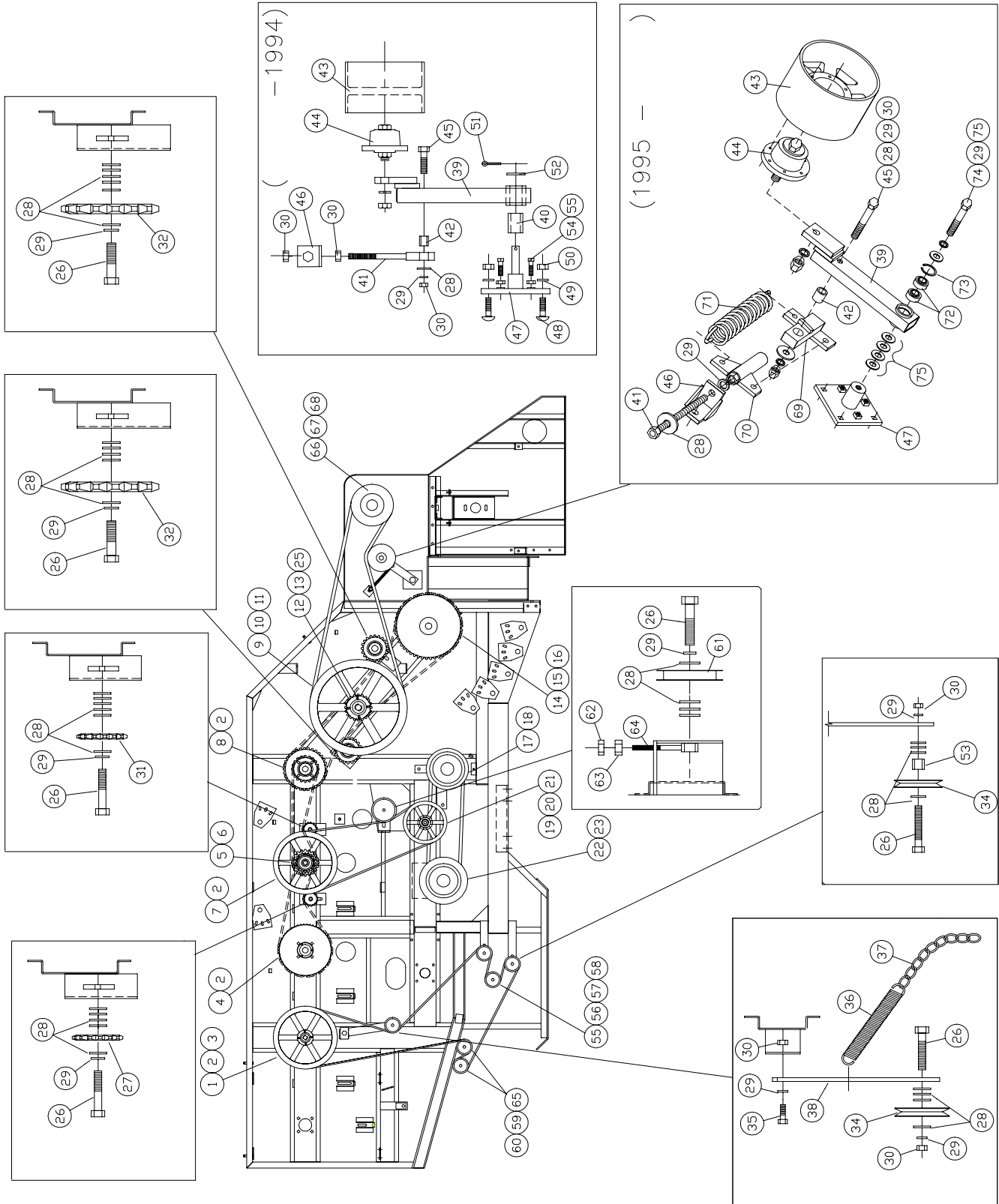
REFER TO FILE "FOLD OUT PAGE.PUB"

REFER TO FILE "FOLD OUT PAGE.PUB"

## (1993-1996) LEFT SIDE DRIVES (6-ROW )

ITEM	PART NO	SERIAL NO OR YR	DESCRIPTION	QTY	ITEM	PART NO	SERIAL NO OR YR	DESCRIPTION	QTY
1	33-053-104	(1993-1996)	SHEAVE, QD 1C 7.5	1	23	33-052-015	(1993-1996)	SPROCKET IDLER, 60-15T	2
2	33-053-034	(1993-1996)	BUSHING, 1 7/16 BORE SF-QD	2	24	70-010100	(1993-1996)	JAMNUT, 1/2 PLT	3
3	33-053-025	(1993-1996)	V-BELT, C-108.9	2	25	68-010250	(1993-1996)	HEX NUT, 1/2 PLT	3
4	27-026-015	(1993-1996)	KEY, 3/8 X 1 5/8	2	26	33-080-795	(1993-1996)	DRAWBOLT, IDLER 4 3/4	2
5	33-053-075	(1993-1996)	SHEAVE, SF 1 C 12.0	1	27	03-053-023	(1993-1996)	IDLER, 1 X 5 1/2	3
6	33-053-071	(1993-1996)	BELT, HCC-210	1	28	48-091048	(1993-1996)	CAPSCREW, 5/8 X 3 1/4 G5 PLT	3
7	33-052-063	(1993-1996)	SPROCKET, 60Q26	1	29	33-024-057	(1993-1996)	SPACER, 1" IDLER	2
8	33-050-028	(1993-1996)	BUSHING, Q1-1 3/4	3	30	33-080-817	(1993-1996)	DRAWBOLT, IDLER 10 1/2	1
9	33-052-005	(1993-1996)	CHAIN, RC 60H-86P	2	31	33-024-048	(1993-1996)	SPACER, 3/4 IDLER	1
10	33-052-046	(1993-1996)	SPROCKET, 60Q2626	1	32	33-081-151	(1993-1996)	SHEAVE, 6R JACKSHAFT ASSY	1
11	33-026-087	(1993-1996)	KEY, 3/8 X 2 1/2	4		33-051-012	(1993-1996)	BEARING, 1" B W/COLLAR	2
12	33-052-043	(1993-1996)	SPROCKET, 60Q26	1		33-053-069	(1993-1996)	SHEAVE, (1C 17.5 - 3.75)	1
13	33-053-031	(1993-1996)	SHEAVE, 1C 16-TL	1		33-053-046	(1993-1996)	SHEAVE, (1C 8.5 - 3.75)	1
14	33-053-033	(1993-1996)	BUSHING, 1 3/4 BORE SF-QD	1		33-080-603	(1993-1996)	HUB, JACKSHAFT SHEAVE	1
15	33-053-098	(1993-1996)	V-BELT, C-164.9	1	33	33-080-602	(1993-1996)	JACKSHAFT, 6R	1
16	33-053-094	(1993-1996)	SHEAVE, 2C-24.0 QD	1	34	48-090100	(1993-1996)	CAPSCREW, 3/8 X 1 G5 PLT	1
17	33-053-113	(1993-1996)	BUSHING, 1 15/16 SF QD	1	35	66-010150	(1993-1996)	LOCKWASHER, 3/8 PLT	5
18	33-053-098	(1993-1996)	BLOCK, IDLER	4	36	62-010100	(1993-1996)	FLATWASHER, 3/8 PLT	1
19	33-053-016	(1993-1996)	IDLER SHEAVE, VC 7.3	2	37	62-010150	(1993-1996)	FLATWASHER, 7/16 PLT	1
20	48-090984	(1993-1996)	CAPSCREW, 5/8 X 2 1/2 G5 PLT	4	38	52-050040	(1993-1996)	CARRIAGE SCREW, 3/8 X 1 1/4 G5 PLT	4
21	62-010250	(1993-1996)	FLATWASHER, 5/8 PLT	26	39	68-010150	(1993-1996)	HEX NUT, 3/8 PLT	4
22	66-010300	(1993-1996)	LOCKWASHER, 5/8 PLT	7	40	33-026-128	(1993-1996)	KEY, 1/2 X 2 1/2	1

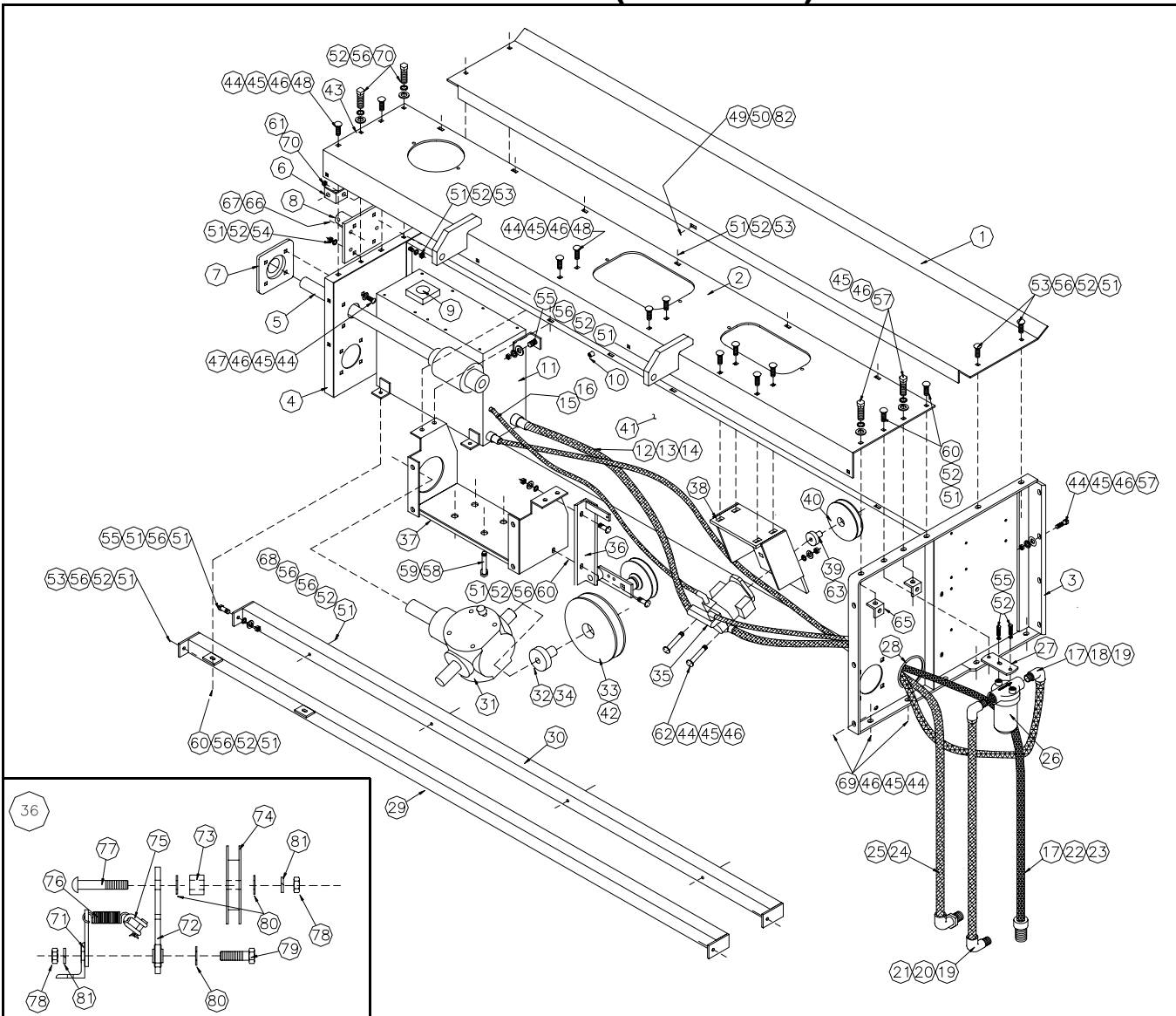
# (1993-1996) RIGHT SIDE DRIVES (6-ROW )



ITEM	PART NO	SERIAL NO OR YR	DESCRIPTION	QTY
1	33-053-099	(1993-1996)	SHEAVE, 1B 16.0	1
2	33-053-028	(1993-1996)	BUSHING, Q1 - 1 3/4 TAPER	4
3	33-053-105	(1993-1996)	BELT, HBB195	1
4	33-052-044	(1993-1996)	SPROCKET, 60Q54	1
5	33-053-031	(1993-1996)	SHEAVE	1
6	33-053-033	(1993-1996)	BUSHING, SF-QD 1 3/4 BORE	1
7	33-052-050	(1993-1996)	SPROCKET, 6020 Q8020	1
8	33-052-049	(1993-1996)	SPROCKET, 80Q3320	1
9	33-053-093	(1993-1996)	SHEAVE, 4C-24.0" Q.D.	1
10	33-053-111	(1993-1996)	TAPER BUSHING, F QD 1 15/16	1
11	33-053-097	(1993-1996)	POWERBAND, 4C 167.0	1
12	33-052-068	(1993-1996)	SPROCKET, DS80Q20	1
13	33-053-112	(1993-1996)	TAPER BUSHING, Q1 1 15/16	1
14	33-052-067	(1993-1996)	SPROCKET, 80R50	1
15	33-053-058	(1993-1996)	BUSHING, R1 1 15/16 B	1
16	33-052-071	(1993-1996)	CHAIN, RC-80H91P	1
17	33-053-085	(1993-1996)	SHEAVE, VARIABLE PITCH	1
18	33-053-088	(1993-1996)	BELT, VARIABLE SPEED	1
19	33-053-025	(1993-1996)	V-BELT	1
20	33-053-075	(1993-1996)	SHEAVE, (1C-12.0SF)	1
21	33-053-034	(1993-1996)	BUSHING, SF-QD 1 7/16 B	1
22	33-053-086	(1993-1996)	SHEAVE, VARIABLE PITCH	1
23	33-053-087	(1993-1996)	COLLET, 1 3/4	1
24	33-052-001	(1993-1996)	CHAIN, RC-60H98P	1
25	33-052-003	(1993-1996)	CHAIN, RC-80H68P	1
26	48-090984	(1993-1996)	CAPSCREW, 5/8 X 2 G5 PLT	8
27	33-052-015	(1993-1996)	SPROCKET, #60 CHAIN IDLER	1
28	62-010250	(1993-1996)	FLATWASHER, 5/8 STD PLT	39
29	66-010300	(1993-1996)	LOCKWASHER, 5/8 PLT	11
30	68-010300	(1993-1996)	HEX NUT, 5/8 PLT	8
31	33-052-052	(1993-1996)	IDLER, 80A12 SPROCKET	1
32	33-052-021	(1993-1996)	SPROCKET, 80A20	2
33	33-053-016	(1993-1996)	IDLER SHEAVE, VC 7.3	1
34	33-053-002	(1993-1996)	IDLER (1B 4.0-V-.625PS)	2
35	48-090910	(1993-1996)	CAPSCREW, 5/8 X 1 1/4 G5 PLT	1
36	15-050-002	(1993-1996)	SPRING, 1 X 7 EXT	1
37	03-050-004	(1993-1996)	CHAIN, 3/16 PROOF-18 LINKS	1
38	33-023-100	(1993-1996)	IDLER ARM, AUGER	1
39	33-080-653	(1993-1994)	ARM, IDLER	(1)
	33-080-823	(1995-1996)	ARM, IDLER	1

ITEM	PART NO	SERIAL NO OR YR	DESCRIPTION	QTY
40	33-050-026	(1993-1996)	BUSHING	(1)
41	33-080-557	(1993-1994)	DRAWBOLT IDLER, 12"	(1)
	33-080-820	(1995-1996)	ROD, TENSION	1
42	33-024-100	(1993-1996)	DRAWBOLT BUSHING	1
43	33-053-095	(1993-1996)	IDLER 8" FLAT BELT	1
44	33-053-096	(1993-1996)	BUSHING, SF-B IDLER	1
45	48-091050	(1993-1996)	CAPSCREW, 5/8 X 3 1/2 G5 PLT	1
46	33-080-021	(1993-1994)	ANCHOR TENSION ROD	(1)
	33-080-819	(1995-1996)	BRACKET, ANCHOR	1
47	33-080-532	(1993-1994)	IDLET PIVOT	(1)
	33-080-822	(1995-1996)	PIVOT, IDLER	1
48	52-050040	(1993-1996)	CARR.BOLT, 3/8 X 1 1/4 G5 PLT	4
49	66-010150	(1993-1996)	LOCKWASHER, 3/8	4
50	68-010150	(1993-1996)	HEX NUT, 3/8	4
51	76-010100	(1993-1994)	COTTER PIN, 3/16 X 1 1/2	(1)
52	62-020050	(1993-1994)	FLATWASHER, 1" SAE	(1)
53	33-024-057	(1993-1996)	SPACER, IDLER 1"	1
54	54-010171	(1993-1996)	SETSCREW, 3/8 X 1 1/4	3
55	70-010050	(1993-1996)	JAM NUT, 3/8	7
56	03-026-138	(1993-1996)	KEY, 1/4 X 1 1/4	1
57	54-010170	(1993-1996)	SETSCREW, 3/8 X 1	4
58	33-053-052	(1993-1996)	SHEAVE, (1B4.6-1B)	2
59	54-010025	(1993-1996)	SETSCREW, 5/16 X 1 G5 PLT	4
60	70-010025	(1993-1996)	JAM NUT, 5/16	4
61	03-053-023	(1993-1996)	IDLER, 1 X 5 1/2	1
62	70-010100	(1993-1996)	JAM NUT, 1/2	1
63	68-010250	(1993-1996)	HEX NUT, 1/2	1
64	33-080-795	(1993-1996)	IDLER, DRAWBOLT 4 3/4	1
65	33-053-043	(1993-1996)	SHEAVE, STEMMER SAW	2
66	33-053-092	(1993-1996)	SHEAVE, 4C-10.0	1
67	33-053-091	(1993-1996)	TAPER BUSHING, EQD	1
68	33-026-256	(1993-1996)	KEY, 3/8 X 3	1
69	33-080-818	(1993-1996)	ATTACHMENT, LOWER SPRING	1
70	33-080-821	(1993-1996)	TENSIONER, SPRING	1
71	21-050-016	(1993-1996)	EXT, SPRING, 1.56 X 9.5	2
72	33-051-008	(1993-1996)	BEARING, IDLER SPROCKET	2
73	33-050-217	(1993-1996)	RETAINING RING, 40 MM INTERNAL	1
74	48-091000	(1993-1996)	CAPSCREW, 5/8 X 3 G5 PLT	1
75	62-020040	(1993-1996)	FLATWASHER, 5/8 SAE	5

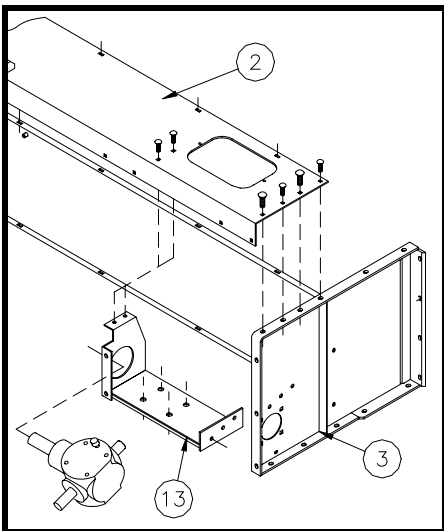
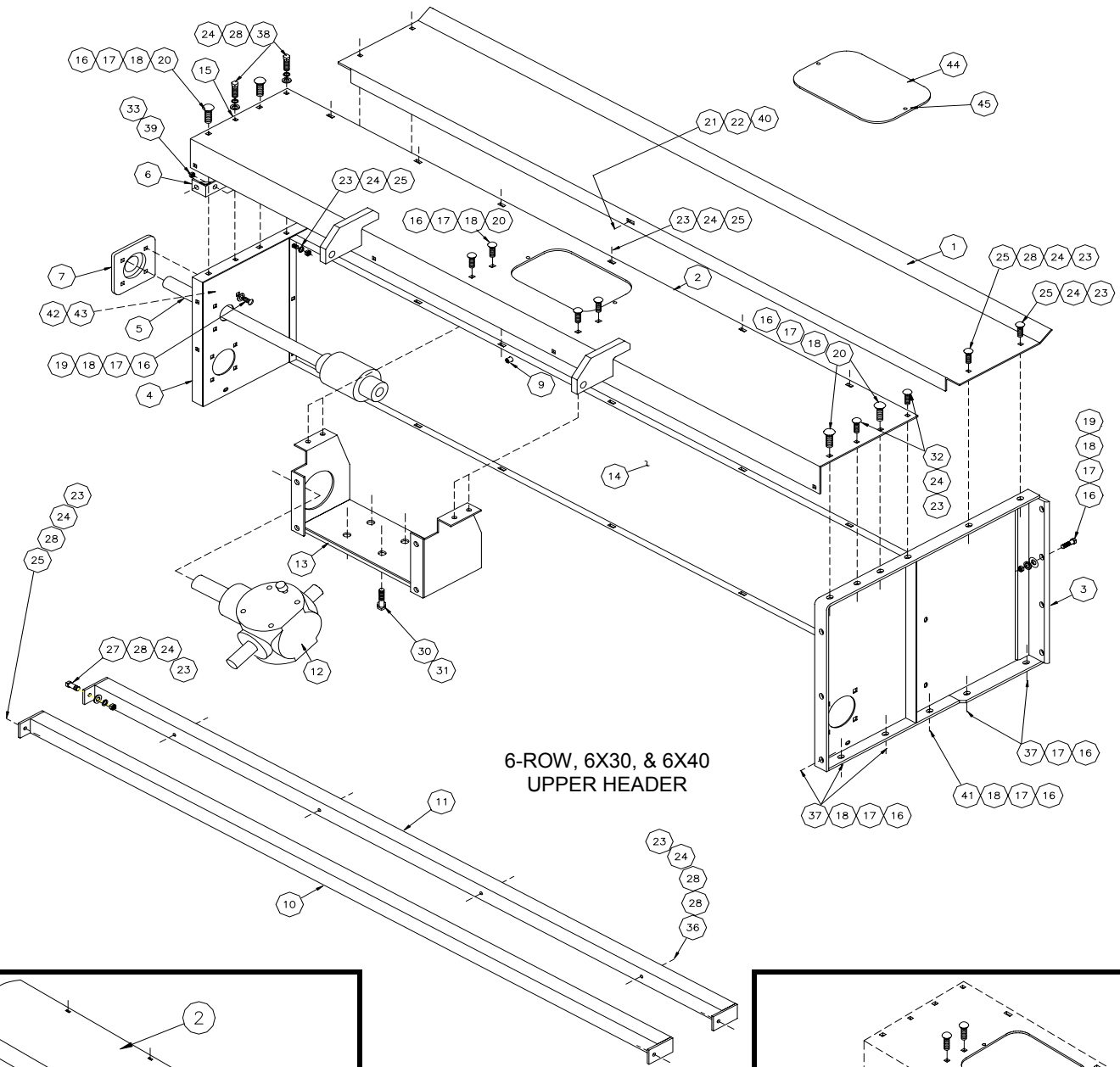
# UPPER HEAD (1993-1996)



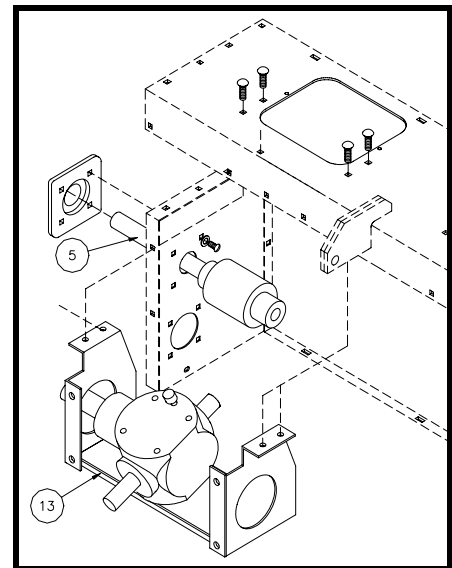
ITEM	PART NO	SERIAL NO OR YR	DESCRIPTION	4R	6R
1	33-080-663	(1993-1996)	COVER, CYLINDER	1	1
2	33-080-808	(1995-1996)	SUPPORT, TOP	1	-
	33-080-670	(1993-1996)	SUPPORT, TOP	-	1
3	33-080-655	(1993-1996)	SUPPORT, LT TONGUE	1	1
4	33-080-656	(1993-1996)	SUPPORT, RT TONGUE	1	1
5	33-080-303	(1993-1996)	SHAFT, OUTPUT	1	-
	33-080-680	(1993-1996)	SHAFT, OUTPUT	-	1
6	33-080-201	(1993-1994)	ANCHOR, TENSION ROD	1	(1)
	33-080-819	(1995-1996)	BRACKET, ANCHOR	-	1
7	33-051-022	(1993-1996)	BEARING, OUTPUT SHAFT	1	1
8	33-080-532	(1993-1994)	IDLER, PIVOT	-	(1)
	33-080-822	(1995-1996)	PIVOT, IDLER	-	1
9	-	(1993-1996)	REPLACEMENT BREATHER CAP	1	1
10	33-050-101	(1993-1996)	NUTSERT, 1/4-20	1	1
11	33-081-183	(1994-1996)	RESERVOIR ASSY, 6R "94	1	1
12	33-059-027	(1993-1996)	ADAPTOR, 20 MB-20 MJ	1	1
13	33-059-066	(1993-1996)	HOSE, 20C4-20FJX-20FJX-26.5	1	-
	33-059-060	(1993-1996)	HOSE, 20C4-20FJX-20FJX-37.5	-	1
14	33-059-042	(1993-1996)	ADAPTOR, 24MB-20MJ	1	1
15	33-059-021	(1993-1996)	APAPTOR, 10MB-10MJ-90	1	1
16	33-059-067	(1995-1996)	HOSE, 6C1T-10FJX-6MB-28"	1	-
	33-059-059	(1994-1996)	HOSE, 6C1T-10FJX-6MB-40.5"	-	1
17	33-059-025	(1993-1996)	ADAPTOR, 10MB-10MJ	1	1

ITEM	PART NO	SERIAL NO OR YR	DESCRIPTION	4R	6R
18	33-059-034	(1994-1996)	HOSE, 10C1T-10FJX-10FJX-77"	1	1
19	33-059-048	(1993-1996)	ADAPTOR, 10MJ-16MB-90"	1	1
20	33-059-063	(1994-1996)	HOSE, 10CIT-10FJX-12FJX-66"	1	1
21	33-059-051	(1994-1996)	ADAPTOR, 16MJ-12MJ-90"	1	1
22	33-059-068	(1995-1996)	HOSE, 10M3K-10FJX45S-10FJK-62"	1	-
	33-059-035	(1993-1996)	HOSE, 10M3K-10FJX-10FJX-49"	-	1
23	33-059-041	(1993-1996)	ADAPTOR, 16MB-10MJ	1	1
24	33-059-019	(1993-1996)	ADAPTOR, 4MB-4MJ-90	1	1
25	33-059-069	(1993-1996)	HOSE, 4M3K-4FJX-4FJX-71"	1	-
	33-059-061	(1993-1996)	HOSE, 4M3K-4FJX-4FJX-55"	-	1
26	33-061082	(1993-1996)	FILTER AND BASE	1	1
	33-061-065	(1993-1996)	REPLACEMENT FILTER ONLY	1	1
27	33-023-662	(1993-1996)	SUPPORT, FILTER	1	1
28	33-050-150	(1993-1996)	TRIM, RUBBER Z PLATE	1	1
29	33-080-647	(1993-1996)	SUPPORT, FRONT BULKHEAD	-	1
30	33-080-648	(1993-1996)	SUPPORT, REAR BULKHEAD	1	1
31	33-054-041	(1993-1996)	GEARBOX, MODIFIED "T"	1	1
32	33-053-077	(1993-1996)	BUSHING, SDS 1 1/4 TAPER	1	1
33	33-053-103	(1993-1996)	SHEAVE, QD1B 11.0	1	1
34	33-026-016	(1993-1996)	KEY, 1/4 X 2	1	1
35	33-061-072	(1993-1996)	PUMP, 6R HYDRAULIC HEAD	1	1
36	33-081-205	(1995-1996)	IDLER ARM, 4RWB PUMP	1	-
	33-081-156	(1993-1996)	IDLER BRACKET (SEE BREAKDOWN)	-	1
37	33-080-814	(1995-1996)	MOUNT, T-BOX	1	-
	33-080-654	(1993-1996)	MOUNT, T-BOX	-	1
38	33-080-827	(1995-1996)	MOUNT, PUMP	1	-
	33-080-649	(1993-1996)	MOUNT, PUMP	-	1
39	33-053-101	(1993-1996)	TAPER BUSHING, SDS 1"	1	1
40	33-053-102	(1993-1996)	SHEAVE, QDB 6.8	1	1
41	33-027-948	(1993-1996)	BULKHEAD	1	1
42	33-053-081	(1993-1996)	BELT, B75K	1	1
43	33-080-205	(1993-1996)	BRACKET, PIPE CLAMP	2	2
44	68-010250	(1993-1996)	HEX NUT, 1/2 PLT	36	36
45	66-010250	(1993-1996)	LOCKWASHER, 1/2 PLT	38	38
46	66-010200	(1993-1996)	FLATWASHER, 1/2 PLT	38	38
47	48-090596	(1993-1996)	CAPSCREW, 1/2 X 1 3/4 G5 PLT	4	4
48	52-050125	(1993-1996)	CARR SCREW, 1/2 X 1 1/4 G5 PLT	10	10
49	48-090015	(1993-1996)	CAPSCREW, 1/4 X 1 G5 PLT	1	1
50	66-010050	(1993-1996)	LOCKWASHER, 1/4 PLT	1	1
51	68-010150	(1993-1996)	HEX NUT, 3/8 PLT	36	36
52	66-010150	(1993-1996)	LOCKWASHER, 3/8 PLT	40	40
53	52-050035	(1993-1996)	CARR SCREW, 3/8 X 1 G5 PLT	18	18
54	52-050048	(1993-1996)	CARR SCREW, 3/8 X 1 3/4 G5 PLT	4	4
55	48-090100	(1993-1996)	CAPSCREW, 3/8 X 1 G5 PLT	6	6
56	62-010100	(1993-1996)	FLATWASHER, 3/8 PLT	24	24
57	48-090595	(1993-1996)	CAPSCREW, 1/2 X 1 1/2 G5 PLT	10	10
58	48-090910	(1993-1996)	CAPSCREW, 5/8 X 1 1/4 G5 PLT	4	4
59	66-010300	(1993-1996)	LOCKWASHER, 5/8 PLT	4	4
60	52-050045	(1993-1996)	CARR SCREW, 3/8 X 1 1/2 G5 PLT	6	6
61	48-090930	(1993-1996)	CAPSCREW, 5/8 X 1 1/2 G5 PLT	1	1
62	52-050150	(1993-1996)	CARR SCREW, 1/2 X 1 3/4 G5 PLT	2	2
63	03-026-138	(1993-1996)	KEY, 1/4 X 1 1/4	1	1
64	33-080-704	(1993-1996)	CLAMP, SHIELD	2	2
65	70-010051	(1993-1996)	JAM NUT, 3/8	3	3
66	54-010171	(1993-1996)	SETSCREW, 3/8 X 1 1/4	3	3
67	48-090240	(1993-1996)	CAPSCREW, 3/8 X 2 3/4 G5 PLT	4	4
68	52-050140	(1993-1996)	CARR SCREW, 1/2 X 1 1/2 G5 PLT	12	12
69	48-090150	(1993-1996)	CAPSCREW, 3/8 X 1 1/4 G5 PLT	2	2
70	72-020050	(1993-1996)	LOCKNUT, 5/8 PLT	1	1
71	33-080-826	(1995-1996)	BRACKET, IDLER	1	-
	33-080-658	(1993-1996)	BRACKET, IDLER	-	1
72	33-081-157	(1993-1994)	PIVOT ARM ASSY	-	(1)
	33-081-204	(1995-1996)	SPACER, IDLER	1	1
74	03-053-023	(1993-1996)	IDLER, 1 X 5 1/2	1	1
75	33-050-143	(1993-1996)	1/4" CHAIN SHACKLE	1	1
76	15-050-002	(1993-1996)	SPRING, 1 X 7 1/4 EXT	1	1
77	52-050374	(1993-1996)	CARR SCREW, 5/8 X 3 1/2 G5	1	1
78	68-010300	(1993-1996)	HEX NUT, 5/8	2	2
79	48-090950	(1993-1996)	CAPSCREW, 5/8 X 2 G5 PLT	1	1
80	62-010250	(1993-1996)	FLATWASHER, 5/8	3	3
81	66-010300	(1993-1996)	LOCKWASHER, 5/8	2	2
82	62-010010	(1993-1996)	FLATWASHER, 1/4	1	1

**(1997- ) UPPER HEADER**  
**(4R WIDE BODY & 6-ROW) & (6X30) (6X40/8X30)**



4-ROW WIDE BODY  
UPPER HEADER

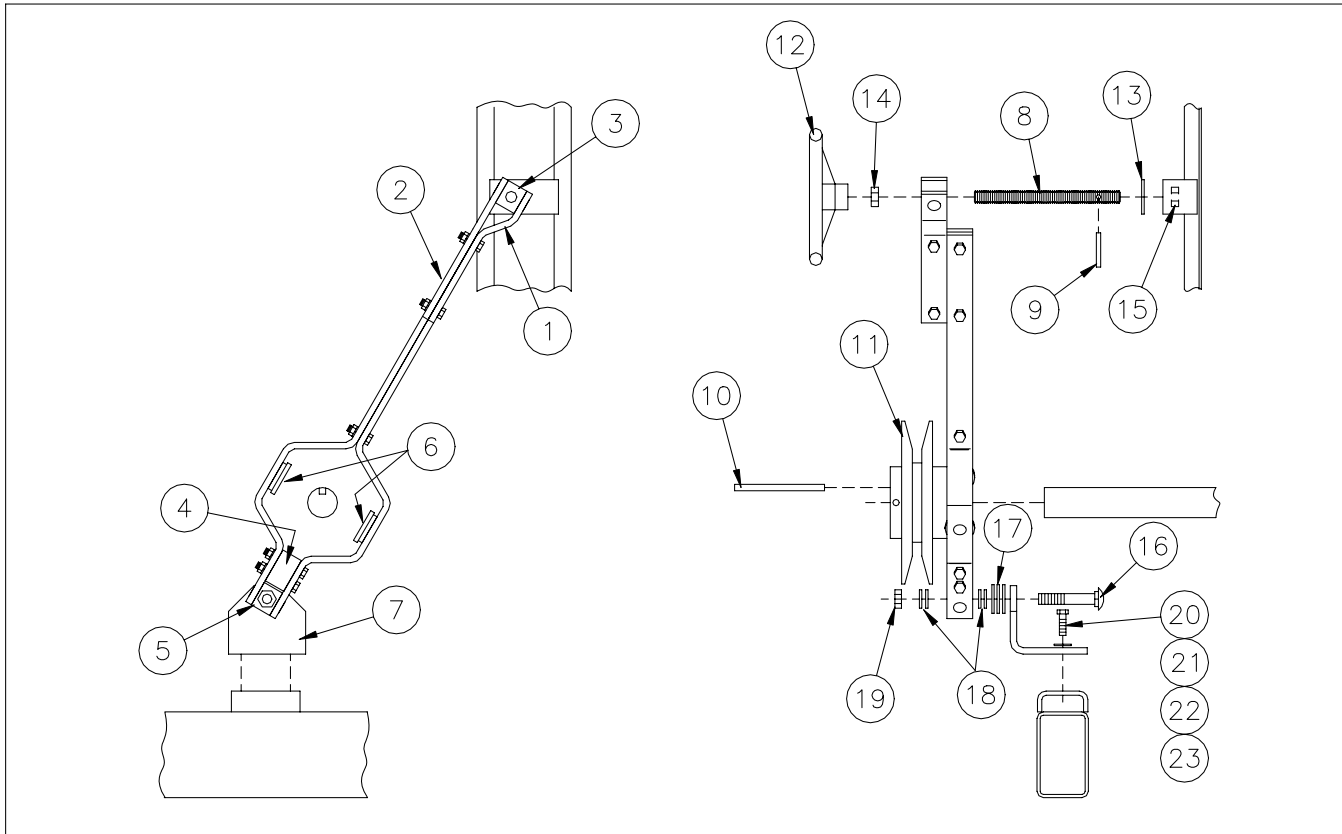


8X30 UPPER HEADER



ITEM	PART NO	SERIAL NO OR YR	DESCRIPTION	4RWB	6R	6X30	6X40	8X30
1	33-080-663		COVER, CYLINDER	1	1	1	1	1
2	33-080-935		SUPPORT, TOP	1	-	-	-	-
	33-080-934		SUPPORT, TOP	-	1	1	-	-
	33-080-962		SUPPORT TOP	-	-	-	1	1
3	33-080-936		SUPPORT, LT TONGUE	1	1	1	1	1
4	33-080-937		SUPPORT, RT TONGUE	1	1	1	1	1
5	33-080-803		SHAFT, OUTPUT	1	-	-	-	-
	33-080-680		SHAFT, OUTPUT	-	1	1	1	-
	33-080-963		SHAFT, OUTPUT	-	-	-	-	1
6	33-080-819	( -1999)	BRACKET, ANCHOR	(1)	(1)	-	-	-
	33-070-037	(2000- )	BRACKET, ANCHOR	1	1	1	1	1
7	33-051-022		BEARING, OUTPUT SHAFT	1	1	1	1	1
9	33-050-271		NUTSERT, 1/4-20	1	1	1	1	1
10	33-080-941		SUPPORT, FT BULKHEAD	-	1	1	1	1
11	33-080-648		SUPPORT, RR BULKHEAD	1	1	1	1	1
12	33-054-041		GEARBOX, MODIFIED "T"	1	1	1	1	1
13	33-080-814		MOUNT, "T"-BOX	1	-	-	-	-
	33-080-654		MOUNT, "T"-BOX	-	1	1	2	2
14	33-027-948		BULKHEAD	1	1	1	1	1
15	33-080-205		BRACKET, PIPE CLAMP	2	2	2	2	2
16	68-010250		HEX NUT, 1/2 PLT	33	32	32	36	36
17	66-010250		LOCKWASHER, 1/2 PLT	33	32	32	36	36
18	62-010200		FLATWASHER, 1/2 PLT	30	32	28	32	32
19	48-090875	( -1999)	CAPSCREW, 1/2 X 5 G5 P	(4)	(4)	-	-	-
	48-090596	(2000- )	CAPSCREW, 1/2 X 1 3/4 G5 P	4	4	4	4	4
20	52-050125		CARR. SCREW, 1/2 X 1 1/4	6	8	8	12	12
21	48-090015		CAPSCREW, 1/4 X 1 G5 PLT	1	1	1	1	1
22	66-010050		LOCKWASHER, 1/4 PLT	1	1	1	1	1
23	68-010150		HEX NUT, 3/8 PLT	26	26	26	26	26
24	66-010150		LOCKWASHER, 3/8 PLT	26	28	28	28	28
25	52-050035		CARR. SCREW, 3/8 X 1 G5	16	18	18	18	18
27	48-090100		CAPSCREW, 3/8 X 1 G5 PLT	2	2	2	2	2
28	62-010100		FLATWASHER, 3/8 PLT	16	18	16	16	16
29	48-090595		CAPSCREW, 1/2 X 1 1/2 G5	11	8	8	8	8
30	48-090910		CAPSCREW, 5/8 X 1 1/4 G5	4	4	4	4	4
31	66-010300		LOCKWASHER, 5/8 PLT	4	4	4	4	4
32	52-050045		CARR. SCREW, 3/8 X 1 1/2	2	2	2	2	2
33	48-090930		CAPSCREW, 5/8 X 1 1/2 G5	1	1	1	1	1
36	48-090240		CAPSCREW, 3/8 X 2 3/4 G5	4	4	4	4	4
37	52-050140		CARR. SCREW, 1/2 X 1 1/2	12	12	10	10	10
38	48-090150		CAPSCREW, 3/8 X 1 1/4 G5	2	2	2	2	2
39	72-020050		LOCKNUT, 5/8 G"C" PLT	1	1	1	1	1
40	62-010010		FLATWASHER, 1/4 PLT	1	1	1	1	1
41	52-050150		CARR. SCREW, 1/2 X 1 3/4	2	2	2	2	2
42	70-010050		JAM NUT, 3/8 PLN	1	1	1	1	1
43	54-010175		SETSCREW, 3/8 X 2 1/2	1	1	1	1	1
44	33-028-304		COVER INSPECTION (14 X 9 1/2)	1	1	1	1	1
45	52-020102		MACHINE SCREW, 1/4 X 3/4 RD HD	2	2	2	2	2

**(1997- ) V.S. CONTROL ARM  
(4-ROW WIDE BODY)**



ITEM	PART NO	SERIAL NO OR YR	DESCRIPTION	QTY
1	33-080-930		CONTROL ARM, LOWER	1
2	33-080-929		CONTROL ARM, TOP	1
3	33-026-286		TRUNNION, THREADED	1
4	33-026-283		BLOCK, SPACER	1
5	33-026-285		TRUNNION PLAIN	1
6	33-080-931		EAR, TRUNNION	2
7	33-023-839		MOUNT, BASE	1
8	33-026-282		THREADED ROD, 3/4 X 8 1/2	1
9	03-050-026		ROLL PIN, 1/4 X 2	1
10	33-026-289		KEY, 3/8 X 5 1/4	1
11	33-053-144		SHEAVE, CONTROL VARIABLE	1
12	33-050-245		HAND WHEEL, 3/4-10	1
13	62-010300		FLATWASHER, 3/4 PLT	1
14	70-010150		JAM NUT, 3/4 PLT	1
15	72-040060		LOCKNUT, 3/4 JAM PLT	1
16	52-050374		CARR SCREW, 5/8 X 3 1/2 G5 PLT	1
17	62-010250		FLAT WASHER, 5/8 PLT	3
18	66-010300		LOCKWASHER, 5/8 PLT	4
19	68-010300		HE XNUT, 5/8 PLT	1
20	48-090170		CAPSCREW, 3/8 X 1 1/2 G5 PLT	2
21	62-010100		FLATWASHER, 3/8 PLT	2
22	66-010150		LOCKWASHER, 3/8 PLT	9

REFER TO FILE “FOLD OUT PAGE.PUB”

REFER TO FILE "FOLD OUT PAGE.PUB"

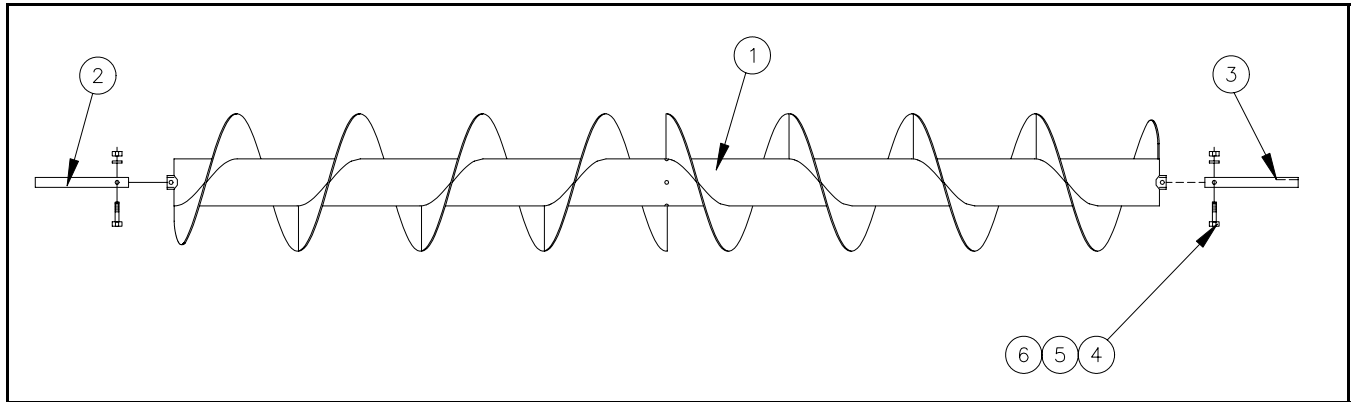
*BODY & 6-ROW)*

REFER TO FILE "FOLD OUT PAGE.PUB"

REFER TO FILE "FOLD OUT PAGE.PUB"

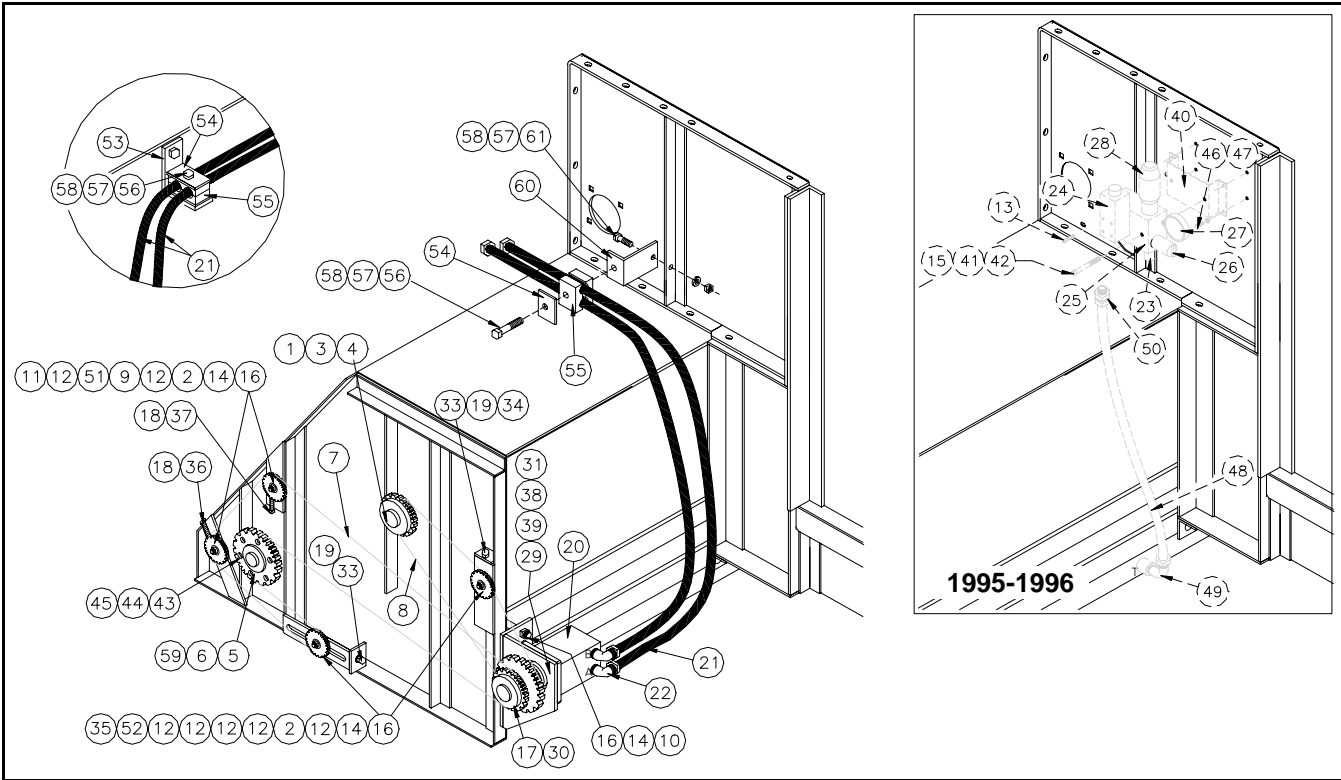
## PICK-UP AUGER

(4-ROW WIDE BODY & 6-ROW) (6X30) (6X40/8X30)



ITEM	PART NO	SERIAL NO OR YR	DESCRIPTION	4RWB	6R	6X30	6X40 8X30
1	33-080-804		PICK-UP AUGER	1	-	-	-
	33-080-642		PICK-UP AUGER	-	1	-	-
	33-070-024		PICK-UP AUGER	-	-	1	-
	33-080-957		PICK-UP AUGER	-	-	-	1
2	33-026-157		STUB SHAFT, AUGER	1	1	1	1
3	33-026-158		STUB SHAFT, AUGER	1	1	1	1
4	48-090625		CAPSCREW, 1/2 X 2 1/2 G5 PLT	2	2	2	2
5	66-010250		LOCKWASHER, 1/2	2	2	2	2
6	68-010250		HEX NUT, 1/2	2	2	2	2

## LOWER HEADER HYDRAULICS (4R WIDE BODY & 6-ROW) (6X30), (6X40/8X30)

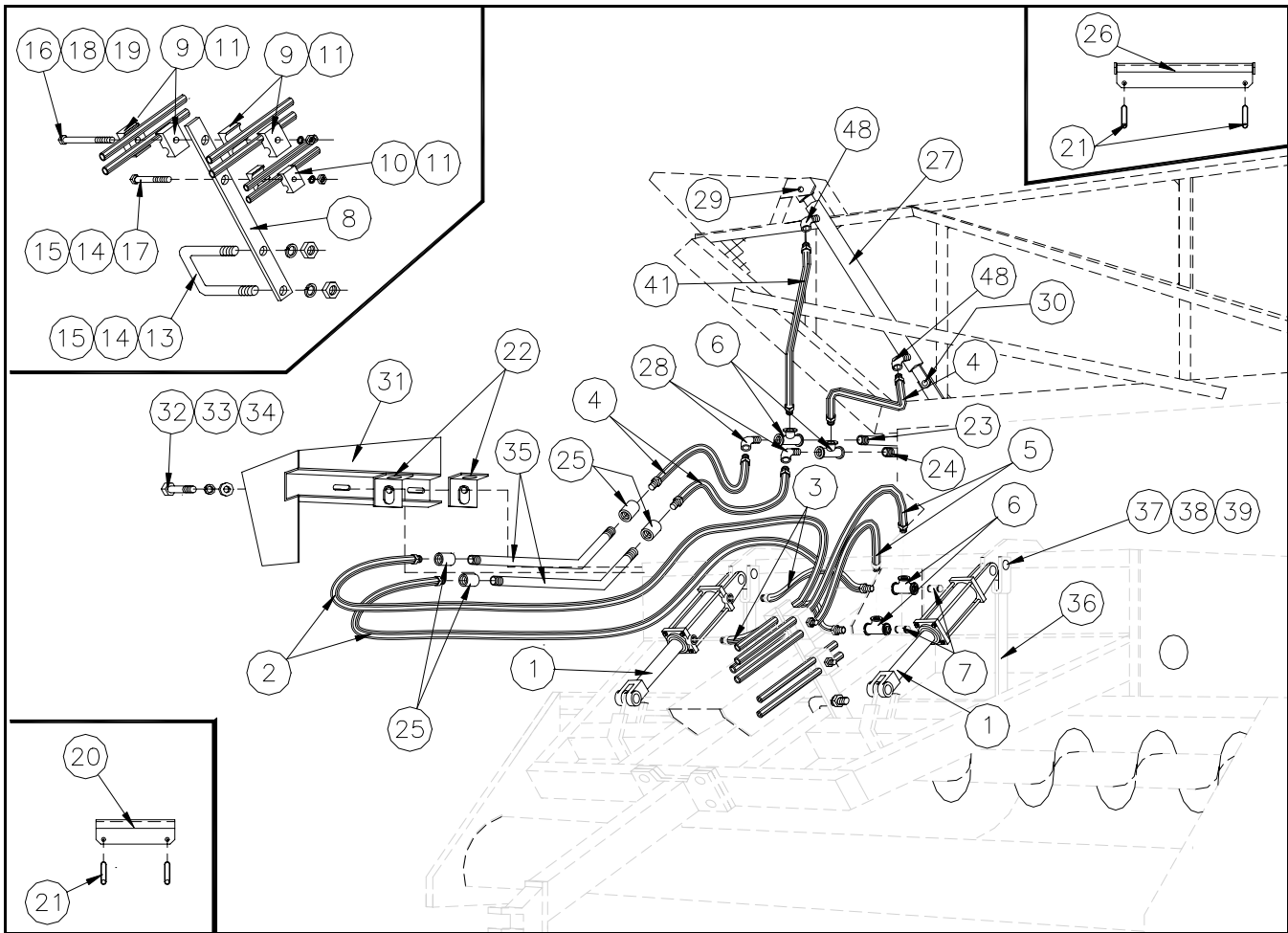


ITEM	PART NO	SERIAL NO OR YR	DESCRIPTION	4RWB	6R	6X30 6X40 8X30
1	03-026-016		KEY, 1/4 X 2	1	1	1
2	33-052-015		IDLER, 60-15T	4	4	4
3	03-052-011		SPROCKET, 60-15T	1	1	1
4	03-052-039		BUSHING, P1 TAPER W/ 1 1/4 B	1	1	1
5	33-052-070		COUPLER, OVER-RUNNING	1	1	1
6	33-052-069		SPROCKET, 60A30	1	1	1
7	33-052-065	( -1998)	CHAIN, RC-60H 148P	(1)	(1)	-
	33-052-077	(1999- )	CHAIN, RC-60H 180P	1	1	1
8	33-052-066		CHAIN, RC-60H 76P	1	1	-
	33-052-078		CHAIN, RC-60H 74P	-	-	1
9	33-024-057		SPACER, 1"	2	2	2
10	16-050-001		U-BOLT	2	2	2
11	52-050374	(1993-1996)	CARR. SCREW, 5/8 X 3 1/2 G5	(2)	(2)	-
	52-040100	(1997- )	CARRIAGE SCREW, 5/8 X 4 G5	2	2	2
12	62-010250		FLATWASHER, 5/8 PLT	14	14	14
13	33-050-209	(1993-1996)	BOLT KIT	(1)	(1)	-
14	66-010300		LOCKWASHER, 5/8 PLT	8	8	8
15	50-080400	(1993-1996)	CAPSCREW, 5/16-18 X 3 1/2	(2)	(2)	-
	68-010300		HEX NUT, 5/8 PLT	8	8	8
17	33-052-051		SPROCKET, 60Q2822	1	-	-
	33-052-076		SPROCKET, 60Q2318	-	1	1
18	70-010051		JAM NUT, 3/8	2	2	2
19	62-010200		FLATWASHER, 1/2	1	1	2



ITEM	PART NO	SERIAL NO OR YR	DESCRIPTION	4RWB	6R	6X30 6X40 8X30
20	33-061-067	( -1998)	MOTOR, HYDRAULIC HEAD	(1)	-	-
	33-061-068	(1999- )	MOTOR, 6R HYD HEAD	1	1	1
21	33-059-081		HOSE, 8M3K-10FJX-8FJX-186"	1	-	-
	33-059-082		HOSE, 8M3K-10FJX-8FJX-266"	-	1	
22	33-059-021		ADAPTOR, 10MB-10MJ-90°	2	2	
23	33-061-074	(1993-1996)	VALVE, 3500 PSI RELIEF	(1)	(1)	-
24	33-061-081	(1993-1996)	VALVE, DIR. CONTROL	(1)	(1)	-
25	33-061-080	(1993-1996)	MANIFOLD, '94	(1)	(1)	-
26	33-061-077	(1993-1996)	SWITCH, PRESSURE	(1)	(1)	-
27	33-061-079	(1993-1996)	GAUGE, PRESSURE	(1)	(1)	-
28	33-061-076	(1993-1996)	CART. PROPORTIONAL FLOW	(1)	(1)	-
29	33-080-554		MOUNT, 4R MOTOR	1	1	1
30	33-053-084		BUSHING, 1 3/8 Q1 TAPER	1	1	1
31	48-090625		CAPSCREW, 1/2 X 2 1/2 G5 PLT	4	4	4
33	33-080-615		THRD ROD, 1/2	2	2	2
34	33-023-567		PLATE, IDLER DRAWBOLT	1	1	1
35	33-080-616	( -1998)	BOLT, 2 1/2" IDLER	(1)	(1)	-
	33-070-013	(1999- )	BOLT, 2 1/2" IDLER	2	2	2
36	54-010173		SETSCREW, 3/8 X 2	1	1	1
37	54-010178		SETSCREW, 3/8 X 4	1	1	1
38	66-010250		LOCKWASHER, 1/2	4	4	4
39	68-010250		HEX NUT, 1/2	4	4	4
40	33-028-174	(1993-1996)	SUPPORT, MANIFOLD	(1)	(1)	-
41	66-010100	(1993-1996)	LOCKWASHER, 5/16 PLT	(2)	(2)	-
42	68-010100	(1993-1996)	HEX NUT, 5/16 PLT	(2)	(2)	-
43	48-090150		CAPSCREW, 3/8 X 1 1/4 G5 PLT	6	6	6
44	66-010150		LOCKWASHER, 3/8 PLT	6	6	6
45	68-010150		HEX NUT, 3/8 PLT	6	6	6
46	48-090005	(1993-1996)	CAPSCREW, 1/4 X 5/8 PLT	(4)	(4)	-
47	66-010050	(1993-1996)	LOCKWASHER, 1/4 PLT	(4)	(4)	-
48	33-059-065	(1995-1996)	HOSE, 10CIT-10FJX-12FJX-43"	(1)	-	-
	33-059-064	(1993-1996)	HOSE, 10CIT-10FJX-12FJX-52"	-	(1)	-
49	33-052-049	(1994-1996)	ADAPTOR, 12MJ-16MB-90°	(1)	(1)	-
50	33-052-025	(1993-1996)	ADAPTER, 10MB-10MJ	(1)	(1)	-
51	33-024-048	(1997- )	SPACER, 3/4"	2	2	2
52	62-010300	(1997- )	FLATWASHER, 3/4 PLT	2	2	2
53	33-023-666	(1997- )	BRACE, HOSE CLAMP	-	1	-
54	33-050-160	(1997- )	PLATE, COVER	-	1	-
55	33-050-246	(1997- )	CLAMP, HOSE	-	1	1
56	48-090050	(1997- )	CAPSCREW, 5/16 X 2 1/2 G5	-	1	1
57	66-010100	(1997- )	LOCKWASHER, 5/16 PLT	1	2	1
58	68-010100	(1997- )	HEX NUT, 5/16 PLT	1	2	1
59	03-026-017		KEY, 1/4 X 2 11/16	-	1	1
60	33-023-848		BRACKET, HOSE CLAMP	1	1	1
61	48-090036		CAPSCREW, 5/16 X 1 G5 PLT	1	1	1

( -1997) HYDRAULIC GROUP  
(4-ROW WIDE BODY & 6-ROW)

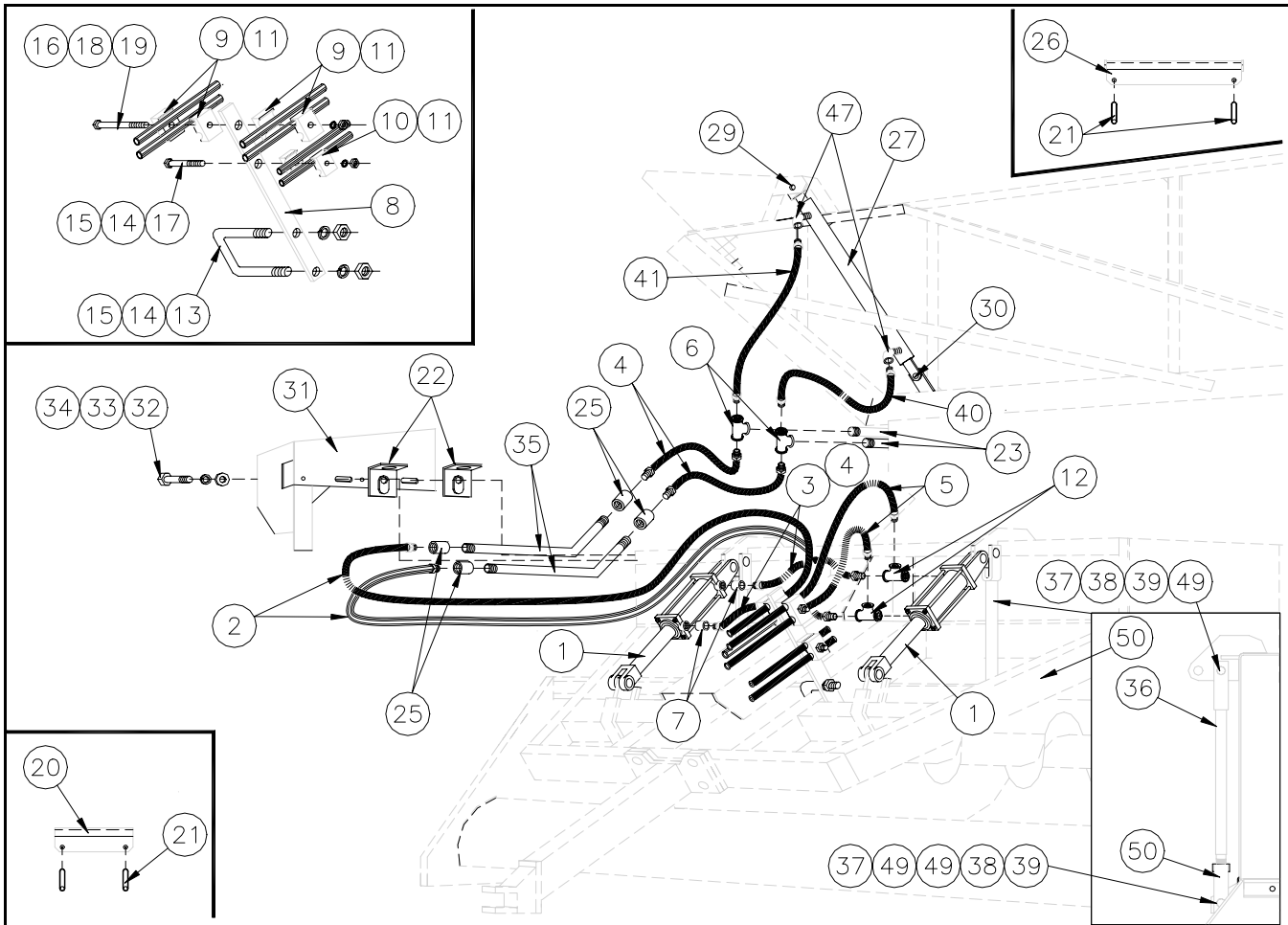


*no*  
*CHANGES*  
EXCEPT PAGE  
NO. WAS 24A

( -1997) HYDRAULIC GROUP  
(4-ROW WIDE BODY & 6-ROW)

*NO*  
*CHANGES*  
EXCEPT PAGE  
NO. WAS 24B

**(1998- ) HYDRAULIC GROUP**  
**(4-ROW WIDE BODY & 6-ROW, 6X30, 6X40/8X30)**



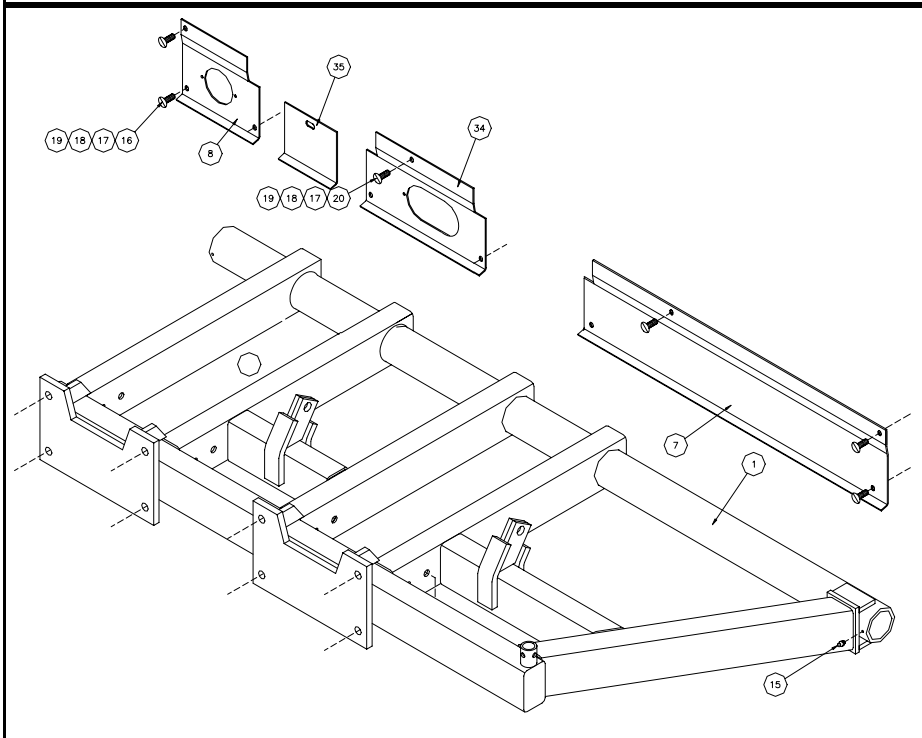
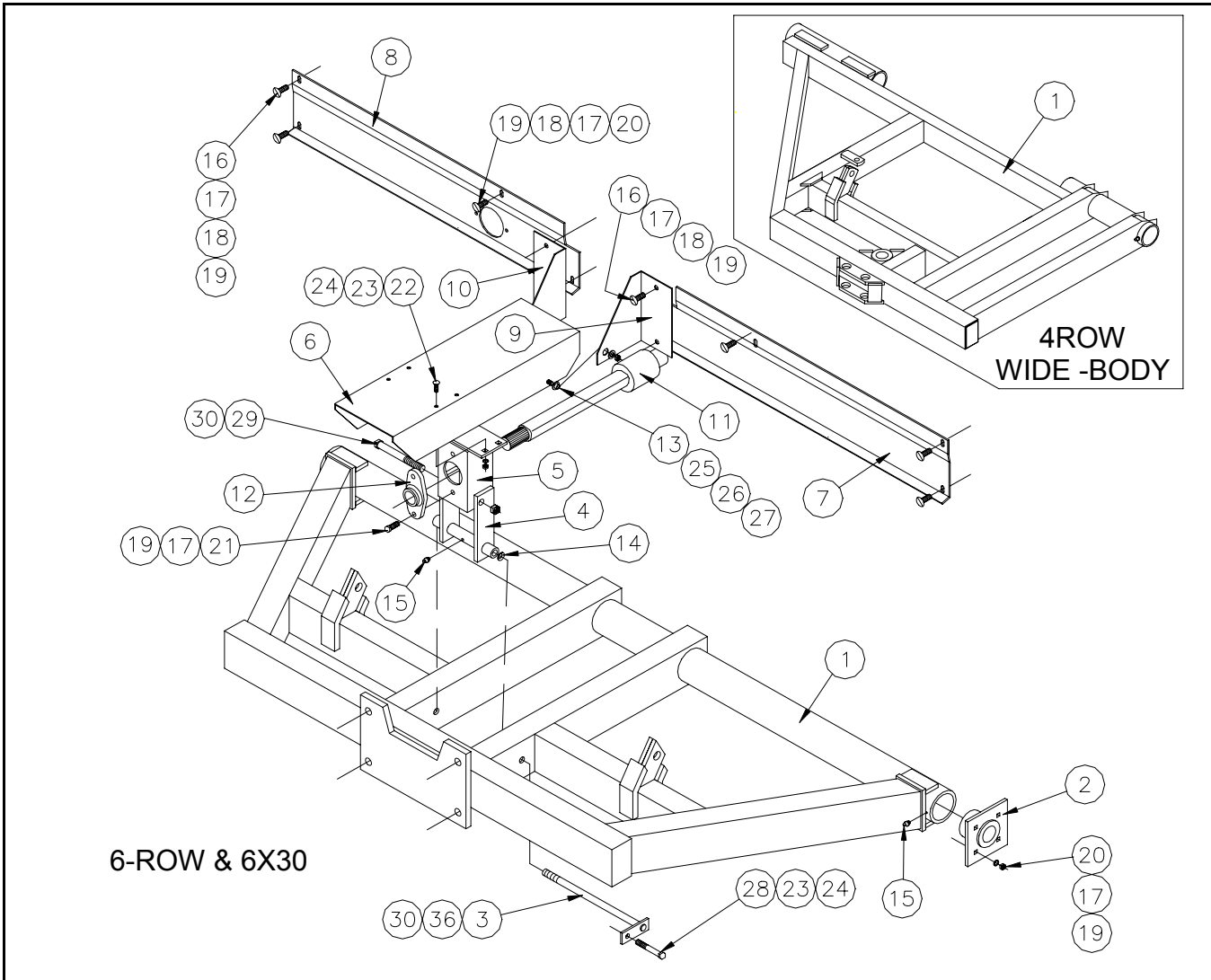
ITEM	PART NO	SERIAL NO OR YR	DESCRIPTION	4RWB	6R	6X30 6X40 8X30
1	33-061-039	( -1999)	CYLINDER, 3 1/2 X 6 HYD	(1)	-	-
	33-061-121	(2000- )	CYLINDER, 3 1/2 X 6 HYD	1	-	-
	33-061-024	( -1999)	CYLINDER, 3 X 6 HYD	-	(2)	-
	33-061-120	(2000- )	CYLINDER, 3 X 6 HYD	-	2	2
2	33-059-097		HOSE, 6M3K-8FJX-8MP-174"	2	-	-
	33-059-096		HOSE, 6M3K-8FJX-8MP-162"	-	2	2
3	33-059-093		HOSE, 6M3K-8FJX-8FJX-42"	-	2	2 -6X30
4	33-059-092		HOSE, 6M3K-8FJX-8FJX-30"	2	2	2 -6X30 4
5	33-059-095		HOSE, 6M3K-8FJX-8MP-120"	2	-	-
	33-059-094		HOSE, 6M3K-8FJX-8MP-102"	-	2	2
6	33-059-091		ADAPTER, 8MJ-8MJ-8MJ	2	2	2
7	33-059-080		ADAPTER, 8MB-8MJ	2	2	2
8	33-023-550		HANGER, HOSE	1	1	1
9	33-050-158		HOSE, CLAMP	2	2	2
10	33-050-246		CLAMP, HOSE	1	1	1
	33-050-256		CLAMP, TUBE	3	3	3
11	33-050-160		COVER, PLATE	3	3	3
12	33-059-083		ADAPTER, 8MB-8MJ-8MJ RUN TEE	-	2	2

ITEM	PART NO	SERIAL NO OR YR	DESCRIPTION	4RWB	6R	6X30 6X40 8X30
13	20-050-005		U-BOLT, 1/2 X 5 9/16 X 4	1	1	1
14	66-010250		LOCKWASHER, 1/2 PLT	2	2	2
15	68-010250		HEX NUT, 1/2 PLT	2	2	2
16	48-090074		CAPSCREW, 5/16 X 4 1/2 G5 PLT	1	1	1
17	48-090070		CAPSCREW, 5/16 X 3 G5 PLT	1	1	1
18	66-010100		LOCKWASHER, 5/16 PLT	2	2	2
19	68-010100		HEX NUT, 5/16 PLT	2	2	2
20	21-027-004		WHEEL TRANSPORT	2	2	2
21	21-050-012		SNAPPER PIN, 3/8 X 2 3/4	10	12	12
22	33-080-704		SHIELD, CLAMP	2	2	2
23	33-024-376		PIPE, TANK	2	2	2
25	33-059-090		ADAPTER, 8MJ-8MJ	6	6	6
26	33-080-542		LOCKNUT, 6R CYL TANK	4	4	4
27	33-061-099		CYLINDER, 3 X 43	2	2	2
29	33-080-609		PIN, TOP CYLINDER	2	2	2
30	33-080-608		PIN, LOWER CYLINDER	2	2	2
31	33-080-969	( -1998)	SHIELD, RT, FRONT	(1)	(1)	-
	33-070-010	(1999- )	SHIELD, RT, FRONT	1	1	1
32	48-090100		CAPSCREW, 3/8 X 1	2	2	2
33	66-010150		LOCKWASHER, 3/8	2	2	2
34	62-010100		FLATWASHER, 3/8	2	2	2
35	33-024-375		SIDE, PIPE	2	2	2
36	33-080-662	( -2000)	BRACE, ARM	(2)	(2)	(2)
	33-070-125	(2001- )	WELDMENT, BRACE ARM	2	2	2
37	48-091650		CAPSCREW, 7/8 X 3 1/2	4	4	4
38	66-010400		LOCKWASHER, 7/8 PLT	4	4	4
39	68-010400		HEX NUT, 7/8 PLT	4	4	4
40	33-059-099		HOSE, 6M3K-8FJX-8FJX-24"	2	2	2
41	33-059-100		HOSE, 6M3K-8FJX-8FJX-54"	2	2	0-6X30 2
*42	33-061-092	( -1999)	CYLINDER, 2 1/2 X 8	(1)	-	-
	33-061-122	(2000- )	CYLINDER, 2 1/2 X 8	1	-	-
*43	33-050-158		HOSE CLAMP	1	-	-
*44	33-050-160		COVER PLATE	1	-	-
*45	48-090074		CAPSCREW, 5/16 X 4 1/2	1	-	-
*46	03-059-002	( -1998)	HOSE, 3/8 X 120" HYD	(2)	-	-
	33-059-095	(1999- )	HOSE, 3/8 X 120 HYD	2	-	-
*47	21-061-028	( -1998)	ADAPTOR ASSEMBLY	(2)	-	-
	33-059-020	(1999- )	ADAPTER, 8MB-8MJ-90	4	4	4
48	62-010370		FLATWASHER, 1 PLT	1	-	-
49	62-010350		FLATWASHER, 7/8 PLT	4	4	4
50	33-070-126	(2001- )	WELDMENT, BRACE END	2	2	2

\*These Items are not shown and make up Cylinder Kit (33-081-220)

# TONGUE

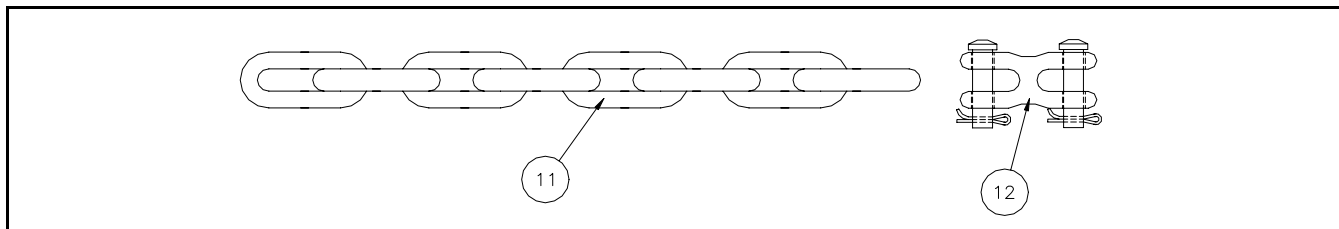
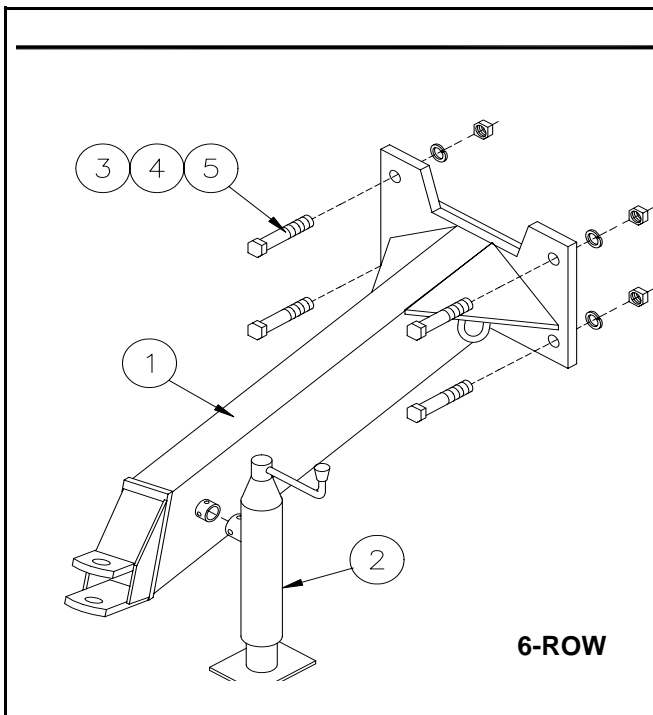
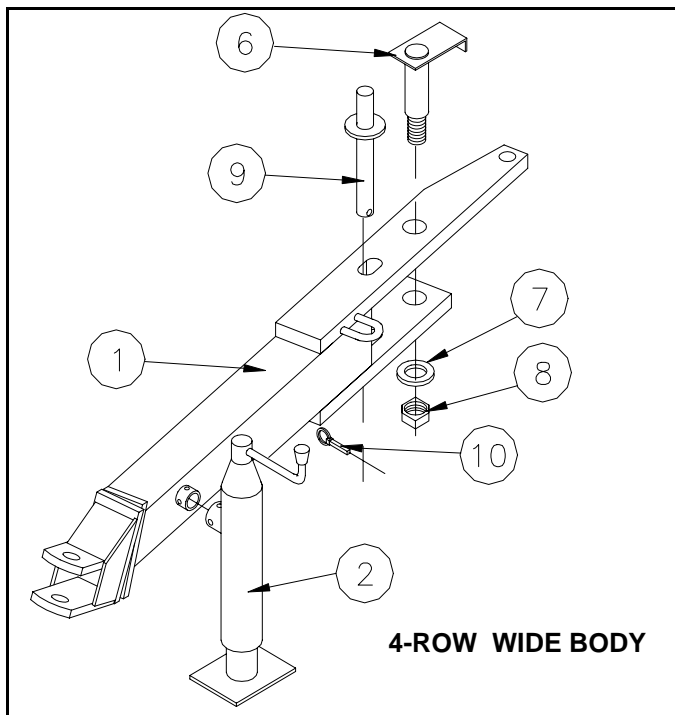
(4-ROW WIDE BODY & 6-ROW) & (6 X30) & (6X40/8X30)



6X40/8X30

ITEM	PART NO	SERIAL NO OR YR	DESCRIPTION	4RWB	6R 6X30	6X40 8X30
1	33-080-809	( -2000)	TONGUE, 4R WIDE BODY	(1)	-	-
	33-070-122	(2001- )	TONGUE, 2001 4RWB	1	-	-
	33-080-689		TONGUE, 6R	-	1	-
	33-080-961		TONGUE, 6X40/8X30	-	-	1
2	33-080-345		PIVOT ASSY	2	2	2
3	33-080-690	( -2000)	PIN, PIVOT	(1)	(1)	(1)
	33-070-046	(2001- )	PIN, PIVOT	1	1	1
4	33-080-691		SUPPORT, PEDESTAL	1	1	1
5	33-080-694		MOUNT, PED SHAFT BRG	1	1	1
6	33-028-001		SHIELD, PED SHAFT	1	1	1
7	33-028-193		SUPPORT, LT	1	-	-
	33-027-944		SUPPORT, LT	-	1	1
8	33-028-194		SUPPORT, RT	1	-	-
	33-027-945		SUPPORT, RT	-	1	-
	33-028-416		SUPPORT, RT	-	-	1
9	33-027-946		SUPPORT, LT SHIELD	1	1	1
10	33-027-947		SUPPORT, RT SHIELD	1	1	1
11	33-055-150	( -1999)	PEDESTAL SHAFT	(1)	(1)	-
	33-055-316	(2000- )	PEDESTAL SHAFT	1	1	1
12	33-051-010		BEARING, 1 3/8 FLANGE	1	1	1
13	33-050-134		BUSHING, PED. SHAFT	2	2	2
14	33-050-135		WASHER, 3/8 ID BELLEVILLE	2	2	2
15	02-050-005		GREASE FITTING, 1/4-28 STRT	3	3	3
16	52-050140		CARRIAGE SCREW, 1/2 X 1 1/2 G5 PLT	8	8	8
17	66-010250		LOCKWASHER, 1/2 PLT	20	20	22
18	62-010200		FLATWASHER, 1/2 PLT	10	10	12
19	68-010250		HEX NUT, 1/2 PLT	20	20	22
20	52-050125		CARRIAGE SCREW, 1/2 X 1 1/4 G5 PLT	10	10	12
21	48-090600		CAPSCREW, 1/2 X 2 G5 PLT	2	2	2
22	52-050035		CARRIAGE SCREW, 3/8 X 1 G5 PLT	4	4	4
23	66-010150		LOCKWASHER, 3/8 PLT	5	5	5
24	68-010150		HEX NUT, 3/8 PLT	5	5	5
25	48-090150		CAPSCREW, 3/8 X 1 1/4 G5 PLT	2	2	2
26	62-010100		FLATWASHER, 3/8 PLT	2	2	2
27	72-010050		LOCKNUT, 3/8 G"B" PLT	2	2	2
28	48-090310		CAPSCREW, 3/8 X 3 3/4 G5 PLT	1	1	1
29	48-100080		CAPSCREW, 3/4 X 8 G5 PLT	1	1	1
30	72-010150		LOCKNUT, 3/4 G"B" PLT	2	2	2
31	33-061-024		CYLINDER, 3 X 6 HYDRAULIC	2	2	2
32	21-027-004		WHEEL, TRANSPORT LOCKOUT	2	2	2
33	21-050-012		PIN, 3/8 X 2 3/4 SNAPPER	4	4	4
34	33-028-417		SUPPPORT, MIDDLE	-	-	1
35	33-028-422		COVER, FRONT MOUNT	-	-	1
36	62-010300		LOCKWASHER, 3/4 PLT	1	1	1

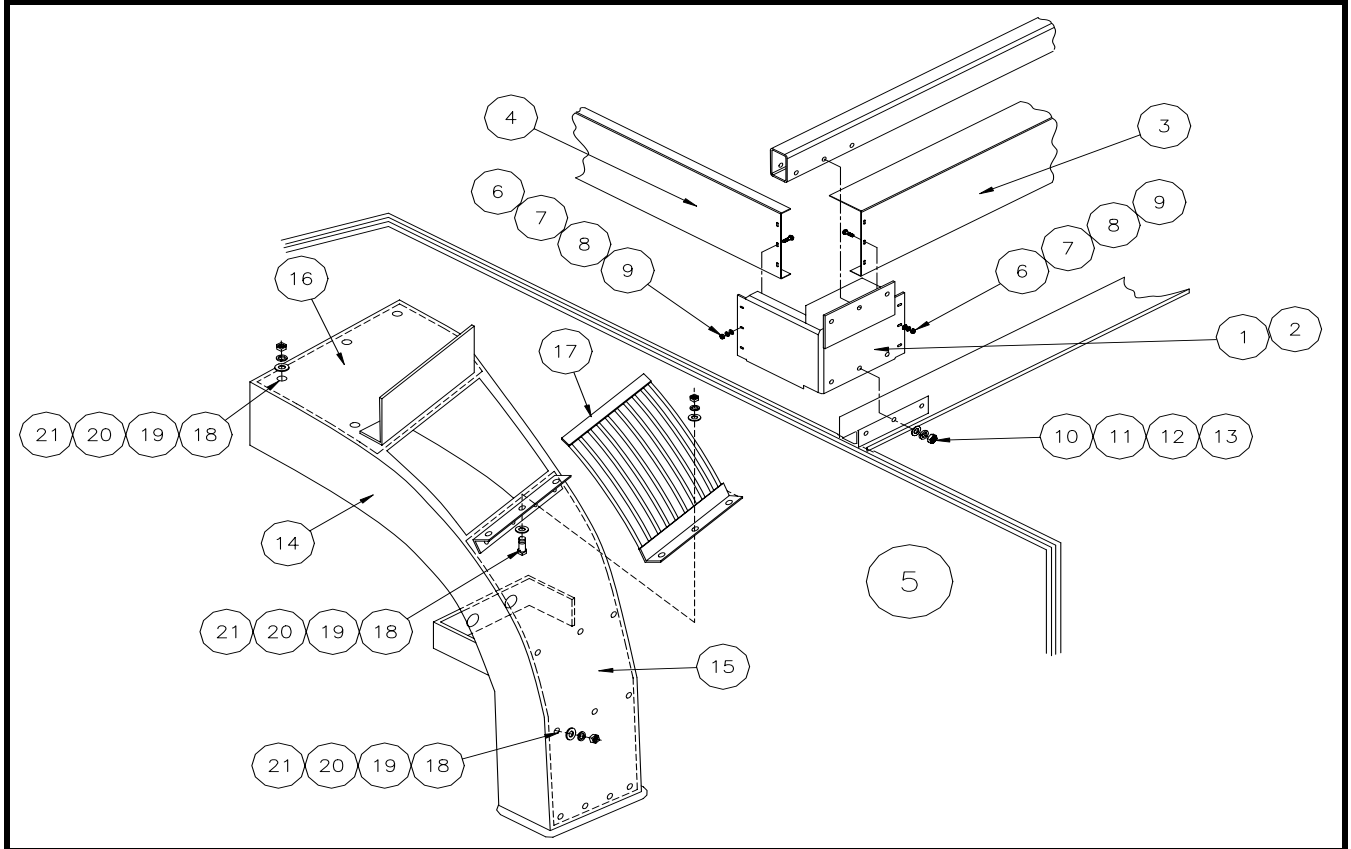
## FRONT TONGUE



ITEM	PART NO	SERIAL NO OR YR	DESCRIPTION	4R	6R
1	33-080-815	( -2000)	TONGUE, 4R-WIDE EXTENSION	(1)	-
	33-070-121	(2001- )	TONGUE, 2001 4RWB EXT.	1	-
	33-080-693		TONGUE, 6R FRONT	-	1
2	18-050-014	(1993-1994)	JACK, SWIVEL	-	(1)
	33-050-213	(1995- 2000)	JACK, 7000#	(1)	(1)
	48-081-003	(2001- )	JACKSTAND, 4RWB EXT	1	1
3	48-091600	( -1999)	CAPSCREW, 7/8 X 3 G5 PLT	-	(4)
	48-200100	(2000- )	CAPSCREW, 7/8 X 3 G8 PLT	-	4
4	66-010400		LOCKWASHER, 7/8 PLT	-	4
5	68-010400	( -1999)	HEX NUT, 7/8 PLT	-	(4)
	68-010406	(2000- )	HEX NUT, 7/8 G8 PLT	-	4
6	33-080-418		PIN, TONGUE PIVOT	1	-
7	62-010370		FLATWASHER, 1" STD PLT	1	-
8	72-040100		LOCKNUT, 1" JAM G"A"	1	-
9	33-080-421		PIN, STOP	1	-
10	03-050-094		PIN, 7/16 X 2 LINK	1	-
11	33-050-140		SAFETY CHAIN, 26 LINKS	1	1
12	33-050-139		DOUBLE CLEVIS LINK, 3/8	2	2



**12" LIFT KIT OPTION**  
(33-082-019)

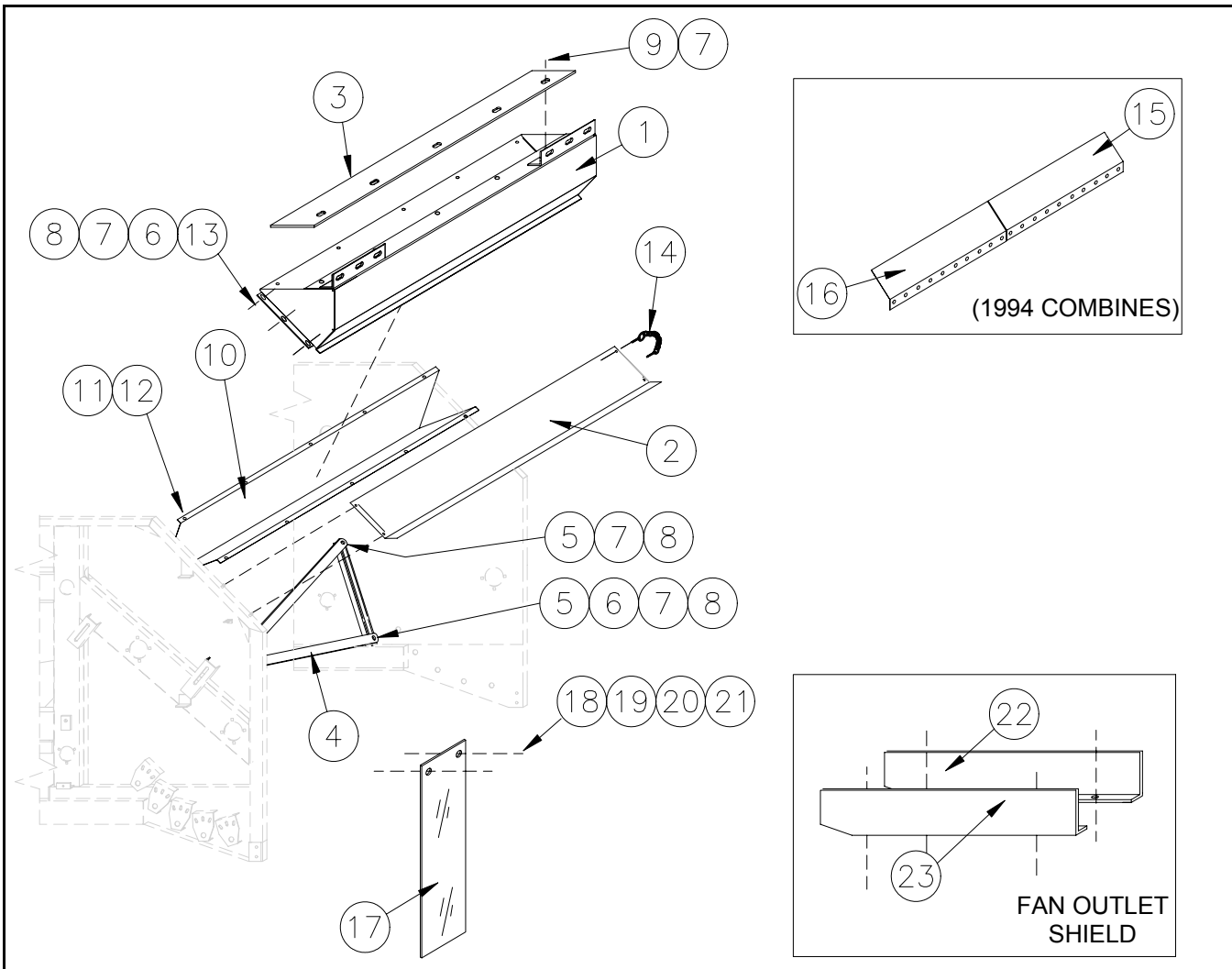


ITEM	PART NO	SERIAL NO OR YR	DESCRIPTION	QTY
1	33-080-977		POST WELDMENT A	2
2	33-080-978		POST WELDMENT B	2
3	33-028-441		FRONT/REAR SKIRT	2
4	33-028-442		SIDE SKIRT	2
5	33-081-254		TANK DUCT, TALL	1
6	52-050010		CARRIAGE SCREW, 5/16 X 1 G5 PLT	24
7	62-010050		FLATWASHER, 5/16	24
8	66-010100		LOCKWASHER, 5/16	24
9	68-010100		HEX NUT, 5/16	24
10	48-090920		CAPSCREW, 5/8 X 1 3/4 G5 PLT	12
11	66-010300		LOCKWASHER, 5/8 PLT	12
12	68-010300		HEX NUT, 5/8 PLT	12
13	62-010250		FLATWASHER, 5/8 PLT	12

**TALL TANK DUCT (ITEM 5)**  
(33-081-254)

ITEM	PART NO	SERIAL NO OR YR	DESCRIPTION	QTY
14	33-080-979		TANK DUCT, TALL	1
15	33-028-443		LINER, BOTTOM TALL	1
16	33-028-300		LINER, TOP DUCT	1
17	33-080-867		SCREEN DIRT	1
18	52-050005		CARRIAGE SCREW, 5/16 X 3/4	23
19	62-010050		FLATWASHER, 5/16 PLT	23
20	66-010100		LOCKWASHER, 5/16 PLT	23
21	68-010100		HEX NUT, 5/16 PLT	23

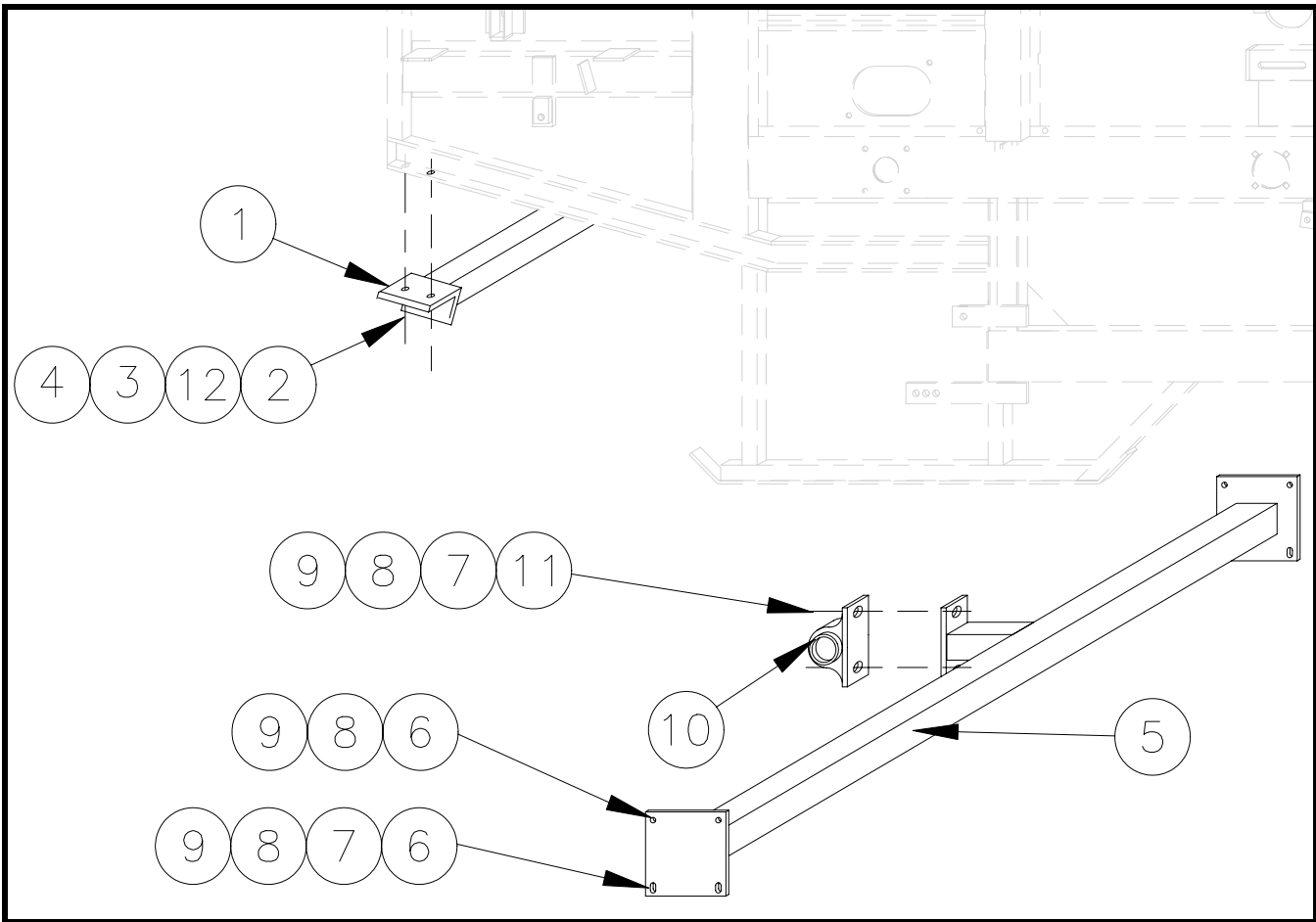
## FRONT FRAME ASSEMBLY



ITEM	PART NO	SERIAL NO OR YR	DESCRIPTION	QTY
1	33-080-643		CROSS MEMBER, FRONT	1
2	33-027-954		COVER, FRONT	1
3	33-027-908		COVER, FRAME	1
4	33-023-569	(1993)	BRACE, CROSS	(2)
	33-025-249	(1993)	MOUNT, CROSS BRACE	(2)
	33-023-711	(1994)	STRAP, CROSS BRACE	(2)
	33-023-747	(1995- )	STRAP, CROSS BRACE	2
5	48-090170		CAPSCREW, 3/8 X 1 1/2 G5 PLT	5
6	62-010100		FLATWASHER, 3/8 PLT	8
7	66-010150		LOCKWASHER, 3/8 PLT	15
8	68-010150		HEX NUT, 3/8 PLT	10
9	48-090090		CAPSCREW, 3/8 X 3/4	5
10	33-027-938		BAFFLE, #1 CYLINDER	1

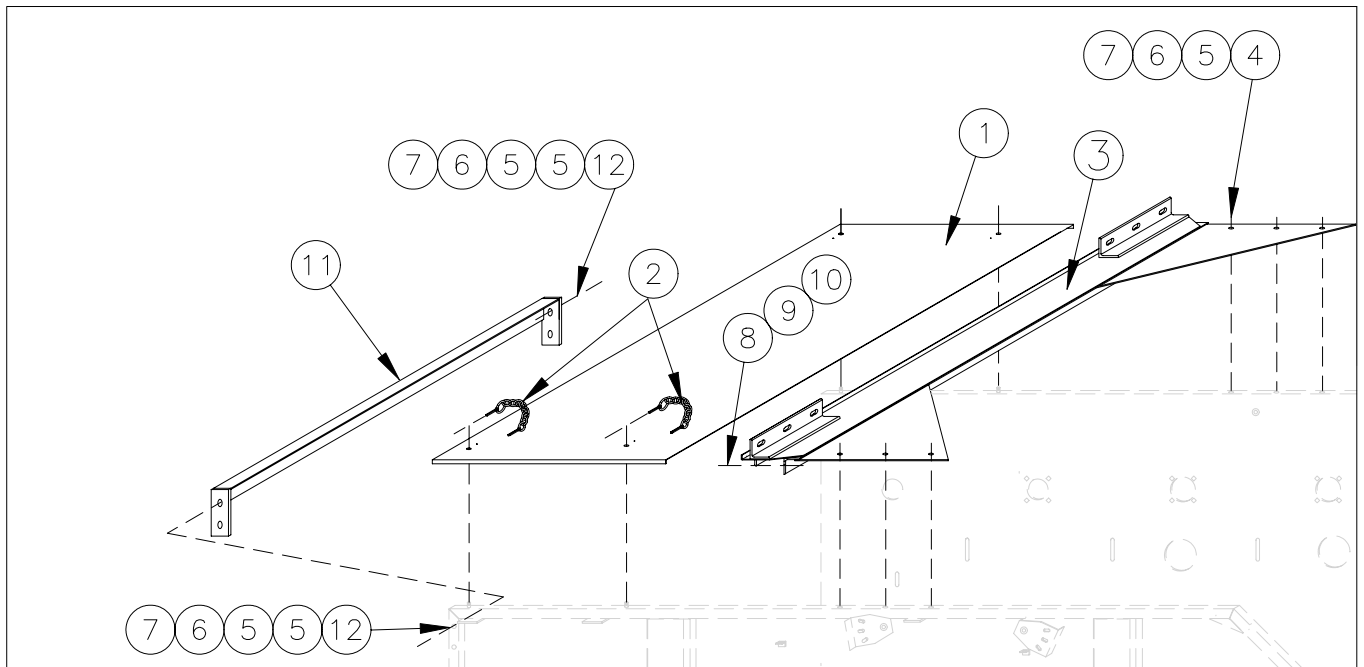
ITEM	PART NO	SERIAL NO OR YR	DESCRIPTION	QTY
11	48-090043		CAPSCREW, 5/16 X 3/4	12
12	72-010025		LOCKNUT, 5/16	12
13	48-090210		CAPSCREW, 3/8 X 2 1/4 G5 PLT	6
14	33-050-031		KLIK PIN W/CHAIN & COTTER PIN	4
15	33-080-770	(1994)	SHIELD, LT DIRT	(1)
16	33-080-771	(1994)	SHIELD, RT DIRT	(1)
17	33-050-216	(1994- )	CURTAIN, DIRT SHIELD	7
18	52-050010		CARRIAGE SCREW, 5/16 X 1	15
19	62-010050		FLATWASHER, 5/16	15
20	66-010100		LOCKWASHER, 5/16	15
21	68-010100		HEX NUT, 5/16	15
22	33-028-134		SHIELD, LT FAN OUTLET	1
23	33-028-135		SHIELD, RT FAN OUTLET	1

## REAR BOTTOM FRAME ASSEMBLY



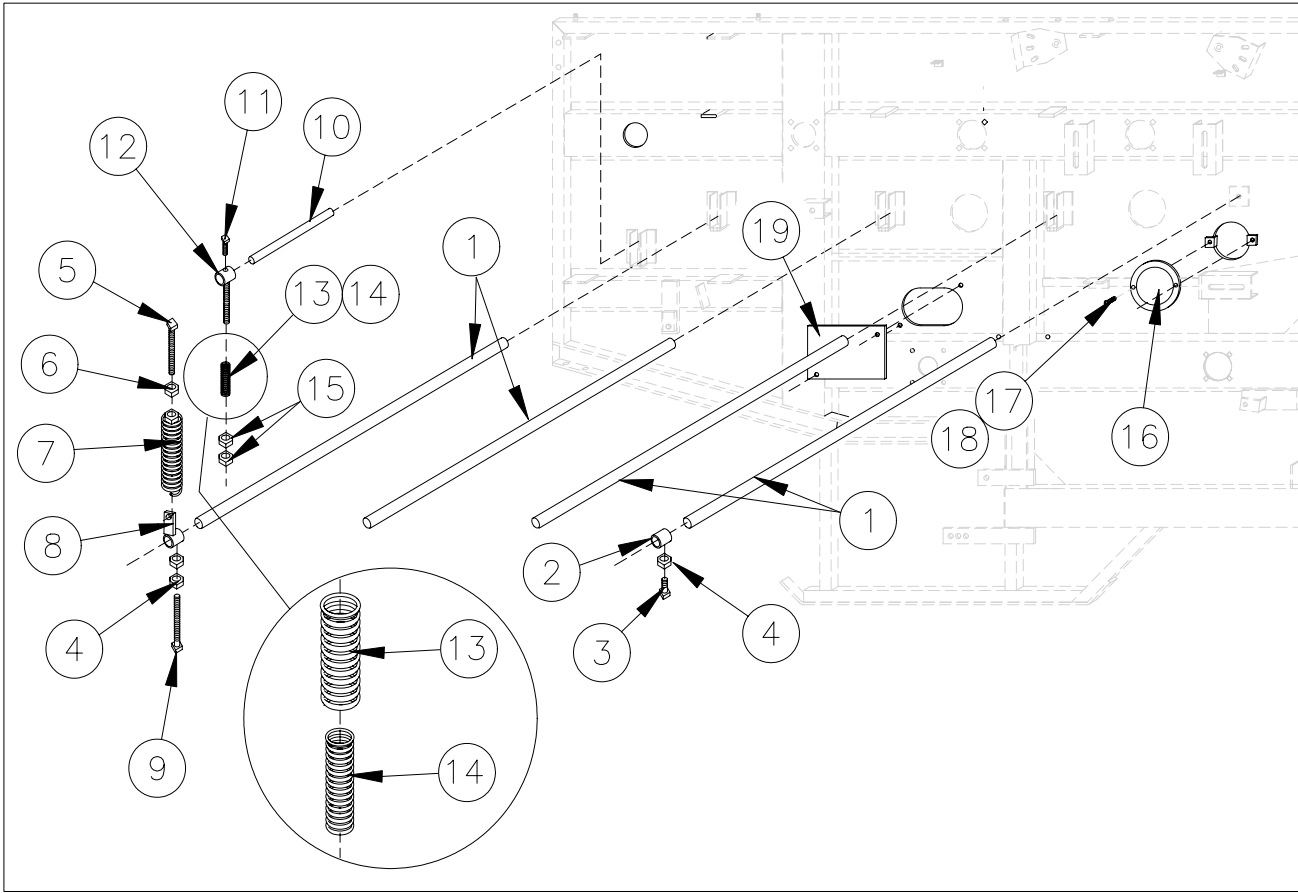
ITEM	PART NO	SERIAL NO OR YR	DESCRIPTION	QTY
1	33-080-661		BRACE, FRAME	1
2	48-090150		CAPSCREW, 3/8 X 1 1/4 G5 PLT	4
3	66-010150		LOCKWASHER, 3/8	4
4	68-010150		HEX NUT, 3/8	4
5	33-080-617		CROSS MEMBER	1
6	48-090592		CAPSCREW, 1/2 X 1 1/4 G5 PLT	8
7	62-010200		FLATWASHER, 1/2	6
8	66-010250		LOCKWASHER, 1/2	10
9	68-010250		HEX NUT, 1/2	10
10	33-051-048		BEARING, 1 3/4	1
11	48-090625		CAPSCREW, 1/2 X 2 1/2 G5 PLT	2
12	64-010025		WASHER, 3/8 BEVEL	4

## REAR TOP FRAME ASSEMBLY



ITEM	PART NO	SERIAL NO OR YR	DESCRIPTION	QTY
1	33-080-665		COVER, REAR	1
2	33-050-031		KLIK PIN W/CHAIN & COTTER PIN	4
3	33-080-646		CROSS MEMBER, REAR	1
4	48-090150		CASPSCREW, 3/8 X 1 1/4 G5 PLT	6
5	62-010150		FLATWASHER, 3/8 PLT	14
6	66-010150		LOCKWASHER, 3/8 PLT	10
7	68-010150		HEX NUT, 3/8 PLT	10
8	48-090592		CAPSCREW, 1/2 X 1 1/4 G5 PLT	4
9	66-010250		LOCKWASHER, 1/2	4
10	68-010250		HEX NUT, 1/2	4
11	33-080-668		BRACE, FRAME REAR	1
12	48-090240		CAPSCREW, 3/8 X 2 3/4 G5 PLT	4

## SIDE FRAME AND CONCAVE SHAFTS

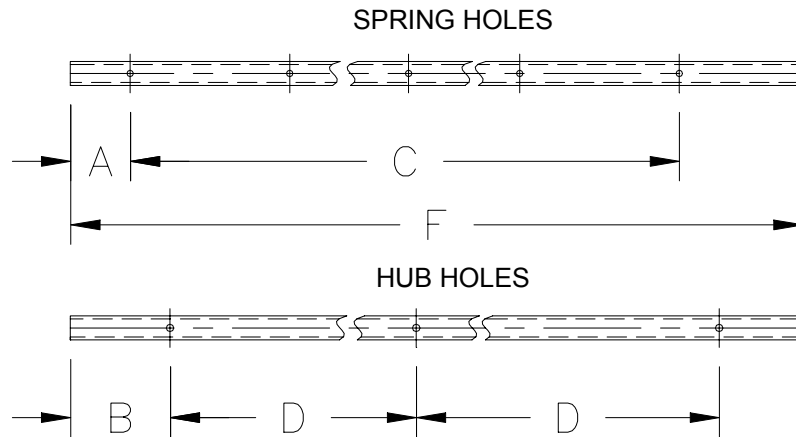


ITEM	PART NO	SERIAL NO OR YR	DESCRIPTION	QTY
1	33-026-208		SHAFT, CONCAVE PIVOT LR	4
2	33-024-085		COLLAR THD, CONCAVE PIVOT	2
3	54-010100		SETSCREW, 3/8 X 3/4 SQ HD	2
4	70-010051		JAM NUT, 3/8 PLT	14
5	48-090555		CAPSCREW, 7/16 X 4	6
6	70-010071		JAM NUT, 3/8	6
7	15-081-025		DOWN PRESSURE SPRING	6
8	33-080-222		LEVER, SPRING LOWER	6
9	54-010178		SETSCREW, 3/8 X 4	6
10	33-026-198		SHAFT, #7 CONCAVE PIVOT	2
11	54-010170		SETSCREW, 3/8 X 1	2
12	33-080-420		CONCAVE, ADJ. WELDMENT	2
13	33-050-235		SPRING, 3 X 1 7/32	2
14	11-050-024		SHIELD SPRING	2
15	68-010200		HEX NUT, 7/16	4
16	33-027-342		INSPECTION COVER—ROUND	6

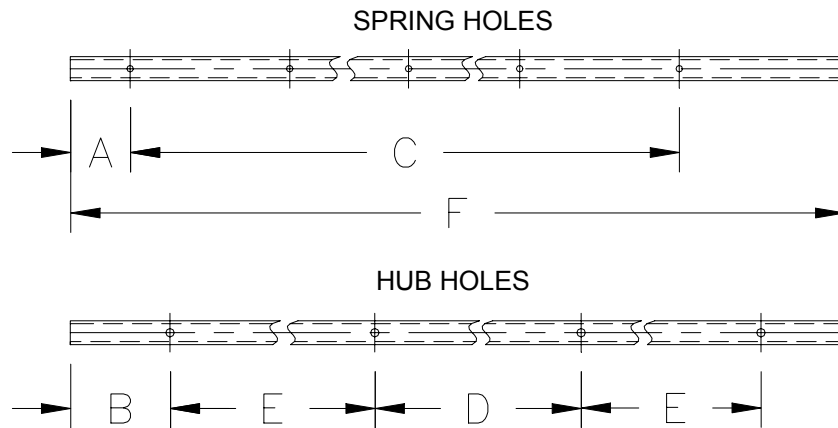
ITEM	PART NO	SERIAL NO OR YR	DESCRIPTION	QTY
17	58-020102		SETSCREW, 1/4 X 3/4 SLOTTED RD HD	12
18	33-050-101		NUTSERT, 1/4-20	12
19	33-028-159	( -1994)	COVER, INSPECTION PORT	(2)
	33-028-219	(1995- )	COVER, INSPECTION PORT	2

## CHART FOR IDENTIFYING CYLINDER BARS

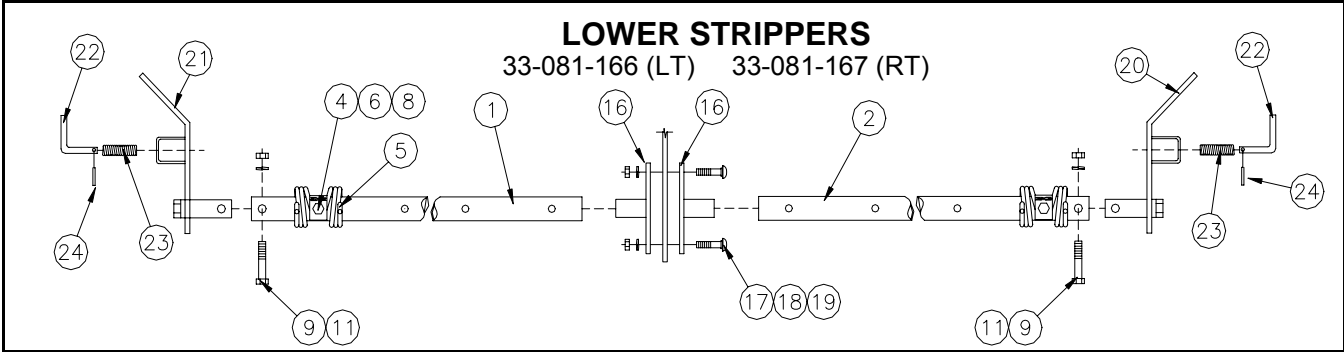
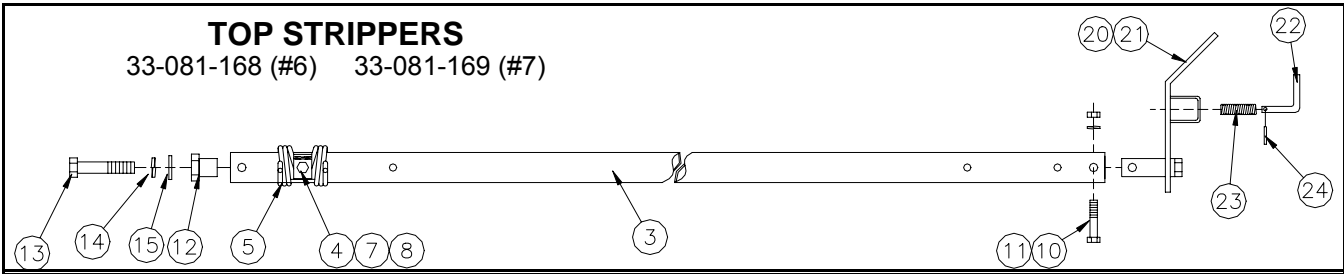
CYLINDER BAR #'S 33-024-227 & 33-024-228



CYLINDER BAR #'S 33-024-387 & 33-024-388



PART NO	DIM "A"	DIM "B"	DIM "C"	DIM "D"	DIM "E"	DIM "F"
33-024-227	3 3/4"	6 1/4"	9 HOLES @ 10" CENTERS	40"	-	91 1/2"
33-024-228	2 3/4"	5 1/4"		40"	-	91 1/2"
33-024-387	3 3/4"	6 1/4"		40"	20	91 1/2"
33-024-388	2 3/4"	5 1/4"		40"	20	91 1/2"



ITEM	PART NO	SERIAL NO OR YR	DESCRIPTION	-166	-167	-168	-169
1	33-024-232		BAR, LT STRIPPER, 44 3/8"	1	-	-	-
2	33-024-233		BAR, STRIPPER, 45 5/8"	-	1	-	-
3	33-080-597		BAR, 6R STRIPPER	-	-	1	1
4	33-027-078		CLIP	9	9	18	18
5	33-050-005		SPRING	9	9	18	18
6	48-090210		CAPSCREW, 3/8 X 2 1/4 G5 PLT	9	9	-	-
7	48-090240		CAPSCREW, 3/8 X 2 3/4 G5 PLT	-	-	18	18
8	72-010051		LOCKNUT, 3/8 W/INSERT HVY PLT	9	9	18	18
9	48-090450		CAPSCREW, 7/16 X 2 G5 PLT	1	1	-	-
10	48-090500		CAPSCREW, 7/16 X 2 1/4	-	-	1	1
11	72-010075		LOCKNUT, 7/16 PLT	1	1	1	1
12	33-026-028		STRIPPER BUSHING	-	-	1	1
13	48-010200		CAPSCREW, 1/2 X 1 1/2 G5 PLT	-	-	1	1
14	66-010250		LOCKWASHER, 1/2	-	-	1	1
15	62-010250		FLATWASHER, 1/2	-	-	1	1
16	33-080-586		PIVOT STRIPPER BAR	1	1	-	-
17	52-050019		CARRIAGE SCREW, 5/16 X 1 1/4	1	1	-	-
18	66-010100		LOCKWASHER, 5/16	1	1	-	-
19	68-010100		HEX NUT, 5/16	1	1	-	-

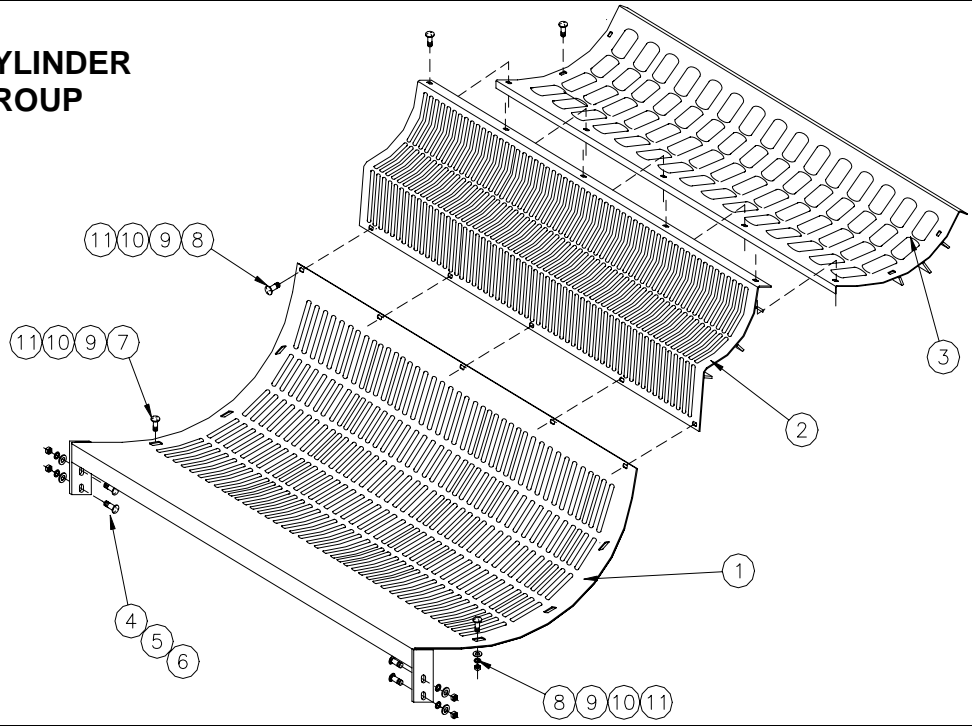
**STRIPPER HANDLE**  
(33-081-054)  
(6 PER MACHINE)

**LT. STRIPPER HANDLE**  
(33-081-097)  
(6 PER MACHINE)

ITEM	PART NO	SERIAL NO OR YR	DESCRIPTION	-054	-097
20	33-080-219		STRIPPER HANDLE	1	-
21	33-080-411		LT STRIPPER HANDLE	-	1
22	33-026-191		STRIPPER HANDLE PIN	1	1
23	33-050-064		SPRING, 1/2 X 1 1/2	1	1
24	17-050-008		SPIROL PIN, 1/8 X 3/4	1	1

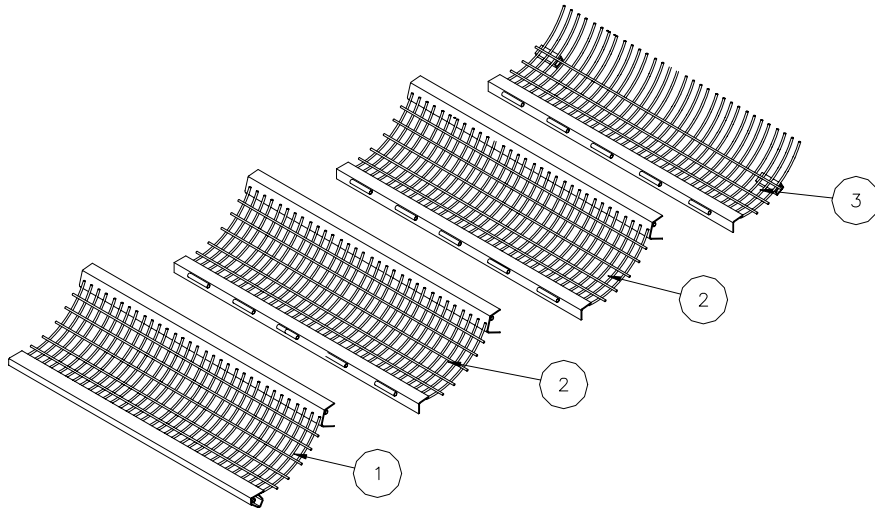


**#1, #2 AND #3 CYLINDER  
CONCAVE GROUP**



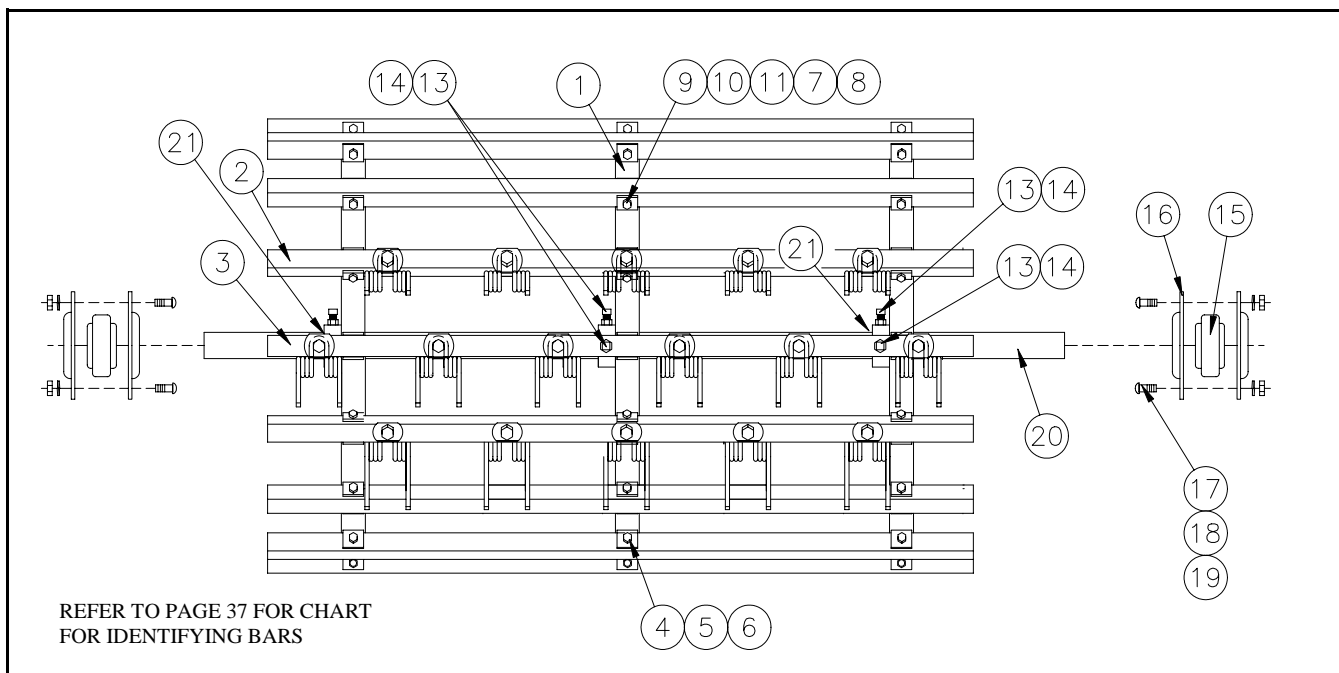
ITEM	PART NO	SERIAL NO OR YR	DESCRIPTION	QTY
1	33-080-574		CONCAVE, #1 CYLINDER	1
2	33-080-571		CONCAVE, #2 CYLINDER	1
3	33-080-572		CONCAVE, #3 CYLINDER	1
4	52-050140		CARRIAGE SCREW, 1/2 X 1 1/2 G5 PLT	4
5	66-010250		LOCKWASHER, 1/2	4
6	68-010250		HEX NUT, 1/2	4
7	52-050010		CARRIAGE SCREW, 5/16 X 1 G5 PLT	4
8	52-050019		CARRIAGE SCREW, 5/16 X 1 1/4 G5 PLT	24
9	62-010050		FLATWASHER, 5/16	28
10	66-010100		LOCKWASHER, 5/16	28
11	68-010100		HEX NUT, 5/16	28

**#4, #5, #6 AND #7 CYLINDER CONCAVE GROUP**



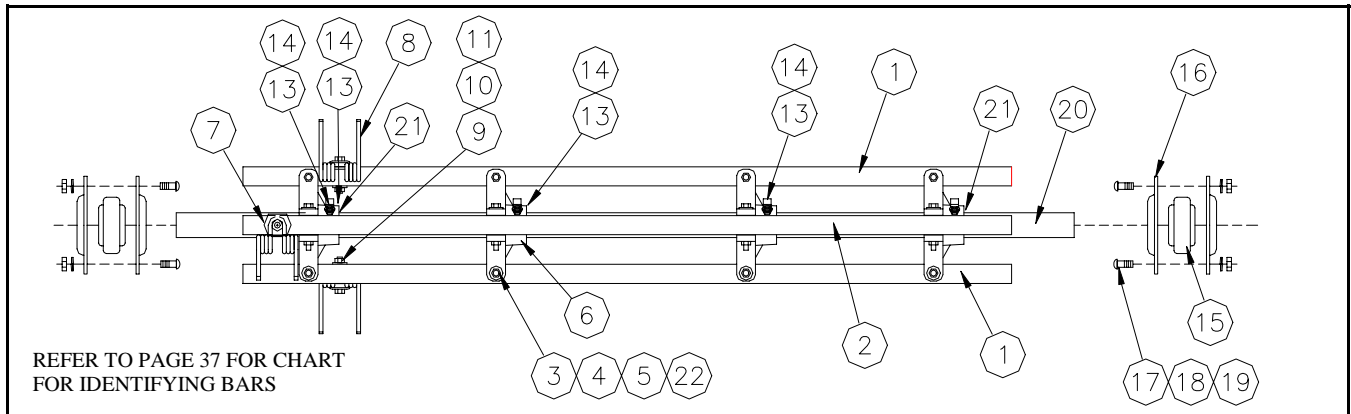
ITEM	PART NO	SERIAL NO OR YR	DESCRIPTION	QTY
1	33-080-583		CONCAVE, #4 CYLINDER	1
2	33-080-584		CONCAVE, #5 & #6 CYLINDER	2
3	33-080-585		CONCAVE, #7 CYLINDER	1

## NO. 1 CYLINDER



ITEM	PART NO	SERIAL NO OR YR	DESCRIPTION	QTY
1	33-080-327		END	3
2	33-024-228		CYLINDER BAR 6R STD "B"	8
3	33-024-227		CYLINDER BAR 6R STD "A"	8
4	48-090520		CAPSCREW, 7/16 X 2 1/2 G5 PLT	48
5	62-010150		FLATWASHER, 7/16 PLT	48
6	72-010075		LOCKNUT, 7/16 G5 PLT	48
7	33-027-249		CLIP, SPRING	144
8	33-050-004		SPRING	144
9	72-010051		LOCKNUT, 3/8 PLT W/ NYLON INSERT	144
10	62-010100		FLATWASHER, 3/8 PLT	144
11	48-090240		CAPSCREW, 3/8 X 2 3/4 G5 PLT	144
12	54-010250	( -1998)	SETSCREW, 1/2 X 1	(2)
13	54-010253		SETSCREW, 1/2 X 1 1/4	6
14	70-010100		JAM NUT, 1/2	6
15	33-051-065		BEARING INT. JACKSHAFT	2
16	02-051-051		FLANGE, G90 MSB 4H	2
17	52-050125		CARRIAGE SCREW, 1/2 X 1 1/4	8
18	66-010250		LOCKWASHER, 1/2	8
19	68-010250		HEX NUT, 1/2	8
20	33-026-221		CYLINDER SHAFT #1, 6R	1
21	02-026-126		KEY, 1/2 X 2 7/8	2

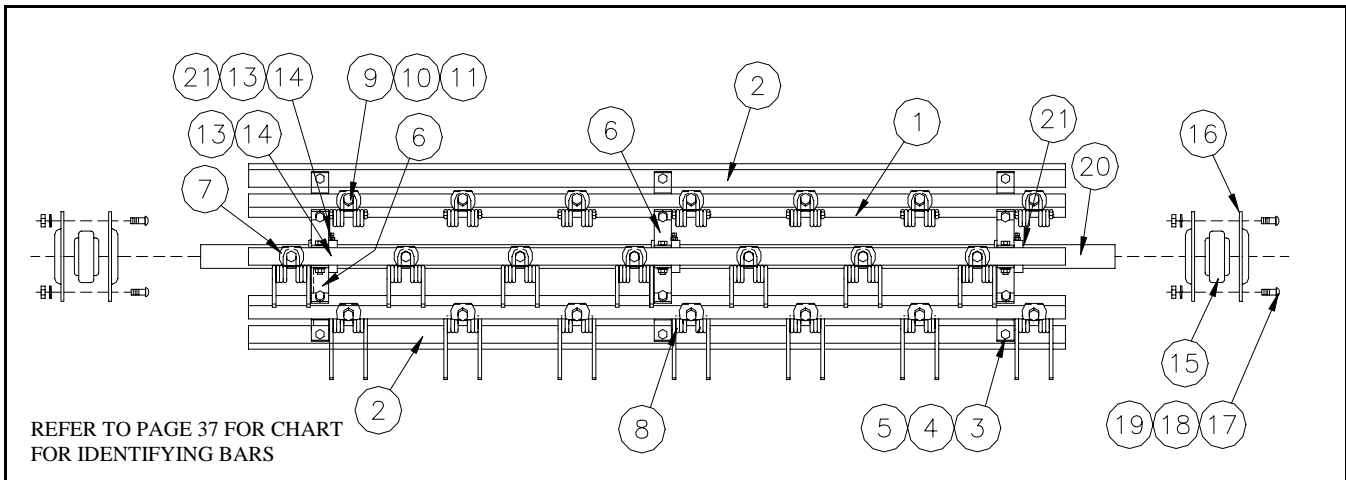
## NO. 2 CYLINDER



ITEM	PART NO	SERIAL NO OR YR	DESCRIPTION	QTY
1	33-080-590	( -1998)	#2 CYLINDER BAR, 6R LT	(2)
	33-024-387	(1999- )	CYLINDER BAR, LT 6R #2	2
2	33-080-591	( -1998)	#2 CYLINDER BAR, 6R RT	(2)
	33-024-388	(1999- )	CYLINDER BAR, RT 6R #2	2
3	72-010075	( -1998)	LOCKNUT, 7/16 PLT	(16)
	72-010105	(1999- )	LOCKNUT, 1/2 PLT	16
4	62-010150	( -1998)	FLATWASHER, 7/16 PLT	(16)
	66-010250	(1999- )	LOCKWASHER, 1/2 PLT	16
5	48-200026	( -1998)	CAPSCREW, 7/16 X 2 3/4 G8 PLT	(16)
	48-200250	(1999- )	CAPSCREW, 7/16 X 3 1/2 G8 NF PLT	16
6	33-057-014	( -1998)	END, #2 CYLINDER BAR	(4)
	33-057-018	(1999- )	CYLINDER HUB, #2	4
7	33-027-249		CLIP, SPRING	36
8	33-050-004		SPRING	36
9	72-010051		LOCKNUT, 3/8 W/NYLON INSERT	36
10	62-010100		FLATWASHER, 3/8 PLT	36
11	48-090240		CAPSCREW, 3/8 X 2 3/4 PLT	36
12	54-010250	( -1998)	SETSCREW, 1/2 X 1	(8)
13	54-010253		SETSCREW, 1/2 X 1 1/4	8
14	70-010100		JAM NUT, 1/2	8
15	33-051-065	(1995-1998)	BEARING, 1 5/16 FLANGE	(2)
	33-051-072	(1999- )	BEARING, 2 3/16 FLANGE	2
16	02-051-051	( -1998)	G90 MSB 4H FLANGE	(4)
	02-051-036	(1999- )	FLANGE, G100 MSB 4H	4
17	52-050125		CARRIAGE SCREW, 1/2 X 1 1/4	8
18	66-010250		LOCKWASHER, 1/2	8
19	68-010250		HEX NUT, 1/2	8
20	33-026-222	( -1998)	SHAFT, #2 CYLINDER	(1)
	33-026-303	(1999- )	CYLINDER SHAFT, #2	1
21	33-026-128		KEY, 1/2 X 2 1/2	(2)
	02-026-126		KEY, 1/2 X 2 7/8	2
*22	15-050-005		WASHER, 1.125 X .76 X .030	8

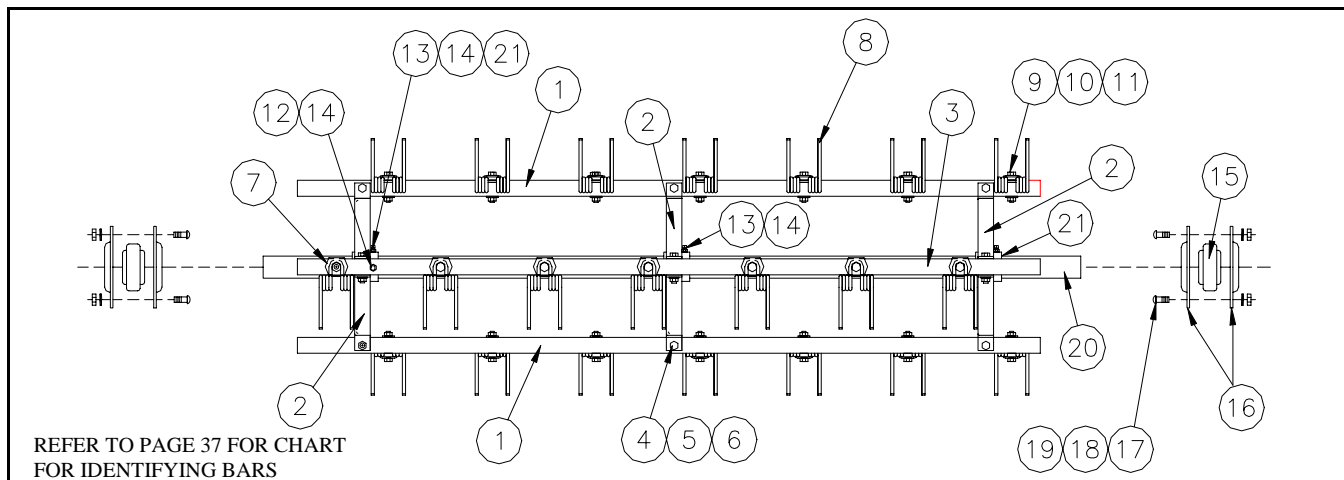
\*USE AS NEEDED

## NO. 3 & NO. 4 CYLINDER



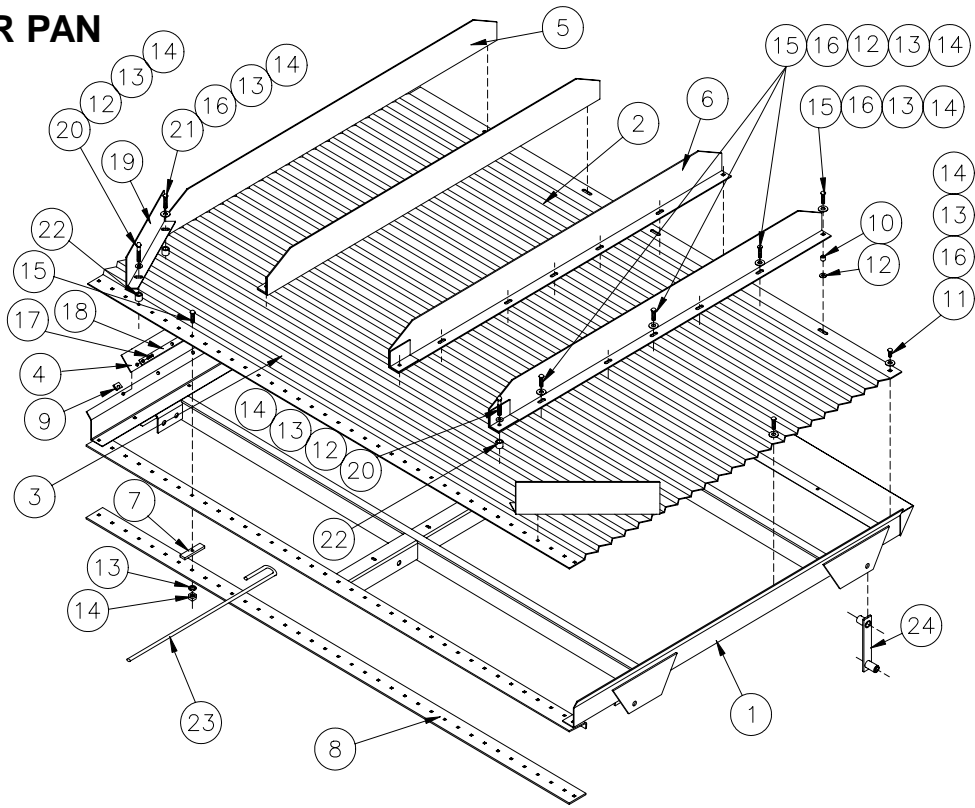
ITEM	PART NO	SERIAL NO OR YR	DESCRIPTION	#3 QTY	#4 QTY
1	33-024-228		CYLINDER BAR, 6R STD "B"	5	5
2	33-024-227		CYLINDER BAR, 6R STD "A"	5	5
3	48-090520		CAPSCREW, 7/16 X 2 1/2 G5 PLT	30	30
4	62-010150		FLATWASHER, 7/16	30	30
5	72-010075		LOCKNUT, 7.16	30	30
6	33-080-165		END, #3 CYLINDER	3	-
	33-080-577		END, 6R #4 CYLINDER	-	3
7	33-027-249		CLIP	90	90
8	33-050-004		CYLINDER SPRING	90	90
9	72-010051		LOCKNUT, 3/8 W/NYLON INSERT	90	90
10	62-010100		FLATWASHER, 3/8	90	90
11	48-090240		CAPSCREW, 3/8 X 2 3/4	90	90
12	54-010250	( -1998)	SETSCREW, 1/2 X 1	(2)	(2)
13	54-010253		SETSCREW, 1/2 X 1 1/4	6	6
14	70-010100		JAM NUT, 1/2	6	6
15	33-051-002		BEARING, 1 3/4B	2	2
16	02-051-038		G-85 MSB 4H FLANGE	4	4
17	52-050125		CARRIAGE SCREW, 1/2 X 1 1/4	8	8
18	66-010250		LOCKWASHER, 1/2	8	8
19	68-010250		HEX NUT, 1/2	8	8
20	33-026-223		SHAFT #3 CYLINDER	1	-
	33-026-224		SHAFT #4 CYLINDER	-	1
21	33-026-087		KEY, 3/8 X 2 1/2	2	2

## NO. 5, NO. 6, & NO. 7 CYLINDER



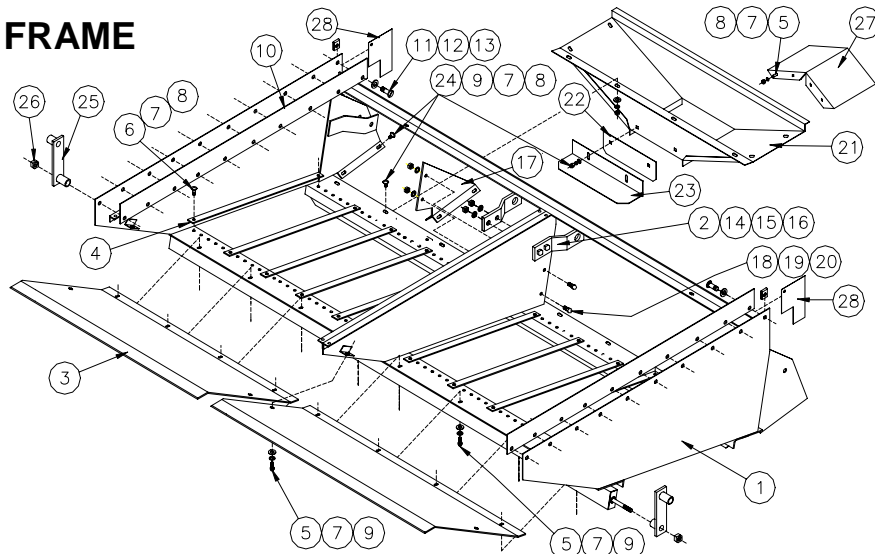
ITEM	PART NO	SERIAL NO OR YR	DESCRIPTION	#5 QTY	#6 QTY	#7 QTY
1	33-024-228		CYLINDER BAR, 6R STD "B"	2	2	2
2	33-080-578		END, 6R #5 - #7 CYL.	3	3	3
3	33-024-227		CYL BAR, 6R STD "A"	2	2	2
4	62-010150		FLATWASHER, 7/16	12	12	12
5	72-010075		LOCKNUT, 7/16	12	12	12
6	48-090520		CAPSCREW, 7/16 X 2 1/2	12	12	12
7	33-027-249		CLIP	36	36	36
8	33-050-004		CYLINDER SPRING	36	36	-
	33-050-023		REAR CYL. SPRING	-	-	36
9	72-010051		LOCKNUT, 3/8 W/NYLON	36	36	36
10	62-010100		FLATWASHER, 3/8	36	36	36
11	48-090240		CAPSCREW, 3/8 X 2 3/4	36	36	36
12	54-010250	( -1998)	SETSCREW, 1/2 X 1	(2)	(2)	(2)
13	54-010253		SETSCREW, 1/2 X 1 1/4	6	6	6
14	70-010100		JAM NUT, 1/2	6	6	6
15	33-051-002		BEARING, 1 3/4B	2	2	2
16	02-051-038		G-85 MSB 4H FLANGE	4	4	4
17	52-050125		CARRIAGE SCW, 1/2 X 1 1/4	8	8	8
18	66-010250		LOCKWASHER, 1/2	8	8	8
19	68-010250		HEX NUT, 1/2	8	8	8
20	33-026-225		SHAFT #5,#6 & #7 CYLINDER	1	1	1
21	33-026-087		KEY, 3/8 X 2 1/2	2	2	2

# SHAKER PAN



ITEM	PART NO	SERIAL NO OR YR	DESCRIPTION	QTY
1	33-080-587		FRAME, SHAKER PAN	1
2	33-027-855		FLOOR, FRONT PAN	1
3	33-027-856		FLOOR, REAR PAN	1
4	33-050-184		SEAL, PAN	2
5	33-080-588		PAN DIVIDER, LT	2
6	33-050-589		PAN DIVIDER, RT	2
7	33-050-099		SPACER, TINE	45
8	33-023-549		TINE SUPPORT, BOTTOM	1
9	33-050-029		U-NUT, 1/4"	24
10	33-024-092		SPACER, SPRING	4
11	52-030100		CARRIAGE SCREW, 5/16 X 3/4 G5 PLT	3
12	62-010050		FLATWASHER, 5/16 STD PLT	36
13	66-010100		LOCKWASHER, 5/16 REG PLT	90
14	68-010100		HEX NUT, 5/16 PLT	90
15	52-050019		CARRIAGE SCREW, 5/16 X 1 G5 PLT	79
16	62-010150		FLATWASHER, 7/16 STD PLT	45
17	58-020101		MACHINE SCREW, 1/4 X 5/8 SLT RD HD	24
18	33-028-336		COVER, PAN SEAL	2
19	33-027-513		PANEL, CORNER	2
20	48-090035		CAPSCREW, 5/16 X 2 G5 PLT	2
21	52-050020		CARRIAGE SCREW, 5/16 X 1 1/2 G5 PLT	2
22	15-026-003		BUSHING, LINKAGE	8
23	33-050-024		TINE, SEPARATOR	44
24	33-081-138		HANGER ARM	3
	33-050-103		REPLACEMENT BUSHING	6

# STEMMER FRAME

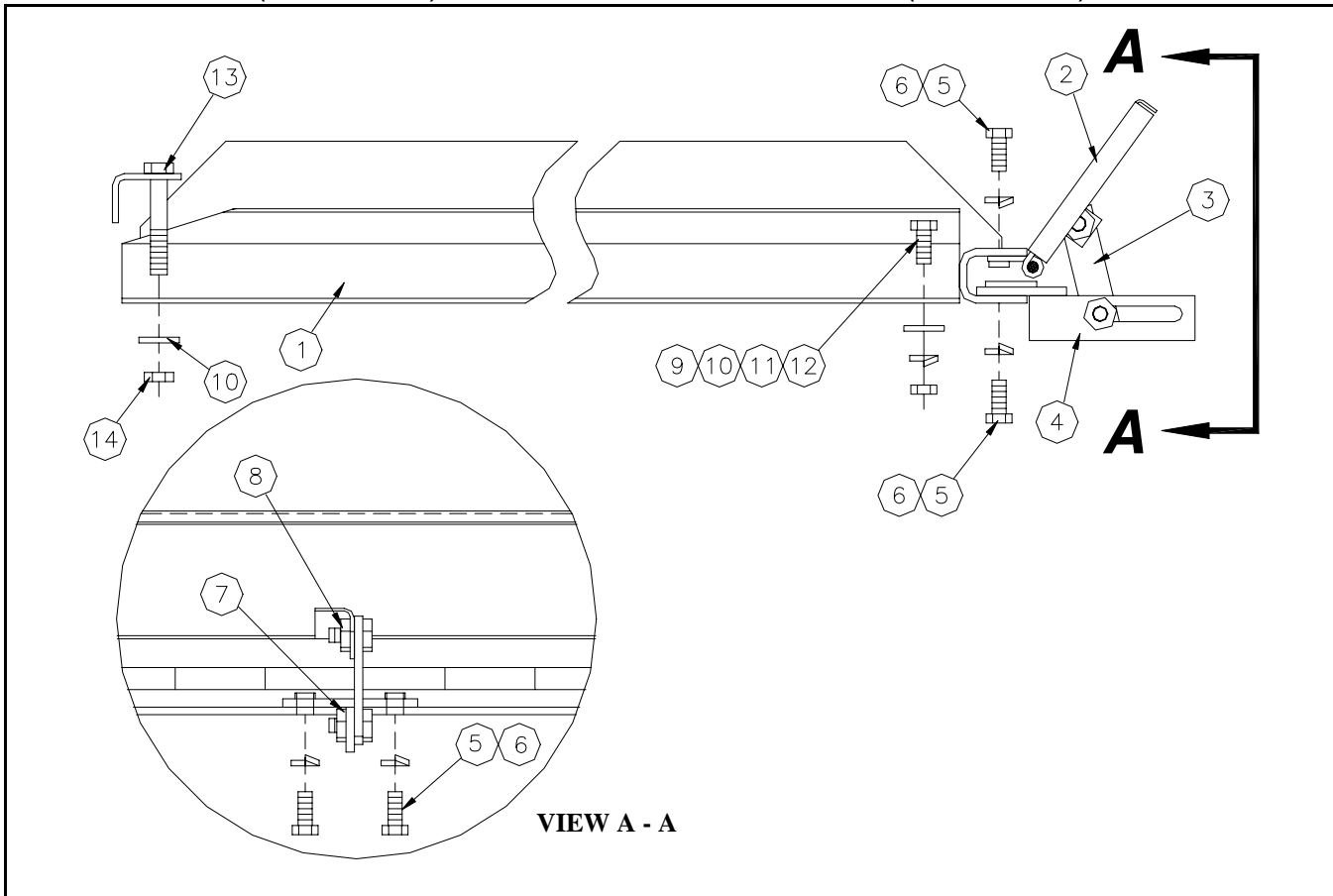


ITEM	PART NO	SERIAL NO OR YR	DESCRIPTION	4R (1995- )	6R (1997- )	6R ( -1996)
1	33-080-832		FRAME, 4RWB STEMMER	1	1	-
	33-080-598	( -1996)	FRAME STEMMER	-	-	(1)
2	33-023-533		BRACKET, STEMMER CENTER	2	2	(2)
3	33-080-666	( -2000)	FLOOR, STEMMER	(2)	(2)	(2)
	33-070-052	(2201- )	FLOOR, STEMMER	2	2	-
4	33-023-007		SLAT, STEMMER	72	72	(72)
5	48-090043		CAPSCREW, 5/16 X 3/4 G5 PLT	20	20	(12)
6	52-050010		CARRIAGE SCREW, 5/16 X 1 G5 PLT	144	144	(144)
7	66-010100		LOCKWASHER, 5/16	188	188	(152)
8	68-010100		HEX NUT, 5/16	176	176	(152)
9	62-010050		FLATWASHER, 5/16 PLT	36	36	(8)
10	33-050-187		SEAL, STEMMER	2	2	(2)
11	58-020101		MACHINE SCREW, 1/4 X 5/8 RD. HD.	20	20	(20)
12	62-010010		FLATWASHER, 1/4 STD PLT	20	20	(20)
13	33-050-029		"U"-BOLT, 1/4	20	20	(20)
14	48-090592		CAPSCREW, 1/2 X 1 1/4	2	2	(2)
15	66-010250		LOCKWASHER, 1/2 PLT	2	2	(2)
16	68-010250		HEX NUT, 1/2 PLT	2	2	(2)
17	33-080-829		SUPPORT, DROP BOX CENTER	1	1	-
18	48-090090		CAPSCREW, 3/8 X 3/4 G5 PLT	2	2	-
19	66-010150		LOCKWASHER, 3/8 PLT	2	2	-
20	68-010150		HEX NUT, 3/8 PLT	2	2	-
21	33-080-862	( -1995)	DROP BOX	(2)	-	-
	33-080-906	(1996- )	DROP BOX	2	2	-
22	33-028-283		EXTENSION, DROP BOX	4	4	-
23	33-028-282		FLAT, DROP BOX	4	4	-
24	52-050005		CARRIAGE SCREW, 5/16 X 3/4 G5 PLT	24	24	-
25	33-081-138		HANGER ARM	2	2	(2)
	33-050-103		REPLACEMENT BUSHING	4	4	(4)
26	68-010300		HEX NUT, 5/8	2	2	(2)
27	33-028-435	(1999- )	TENT, DROP BOX	2	2	-
28	33-028-533		CURTAIN, BAFFLE	2	2	-

## SCREEN AND TAILBOARD

1.62 SCREEN WITH TAILBOARD  
(33-081-161)

2.25 SCREEN WITH TAILBOARD  
(33-081-162)



ITEM	PART NO	SERIAL NO OR YR	DESCRIPTION	1.62	2.25
1	33-050-156	( -2000)	SCREEN, 1.62	(2)	-
	33-050-296	(2001- )	CHAFFER, 1.62 DOUBLE	2	-
	33-050-157	( -2000)	SCREEN, 2.25	-	(2)
	33-050-297	(2001- )	CHAFFER, 2.25 DOUBLE	-	2
2	33-080-695		TAILBOARD	2	2
3	33-080-174		LINK	2	2
4	33-080-173		SUPPORT	2	2
5	48-090043		CAPSCREW, 5/16 X 3/4 G5 PLT	10	10
6	66-010100		LOCKWASHER, 5/16 PLT	10	10
7	78-020049		LOCKNUT, 5/16 FLANGE WHIZ	2	2
8	72-010025		LOCKNUT, 5.16	2	2
9	48-090100		CAPSCREW, 3/8 X 1 G5 PLT	4	4
10	62-010100		FLATWASHER, 3/8 PLT	6	6
11	66-010150		LOCKWASHER, 3/8 PLT	4	4
12	68-010150		HEX NUT, 3/8 PLT	4	4
13	33-080-919		LOCK, SCREEN	2	2
14	72-010050		LOCKNUT, 3/8	2	2



REFER TO FILE "FOLD OUT PAGE.PUB"

REFER TO FILE "FOLD OUT PAGE.PUB"

REFER TO FILE "FOLD OUT PAGE.PUB"

REFER TO FILE "FOLD OUT PAGE.PUB"

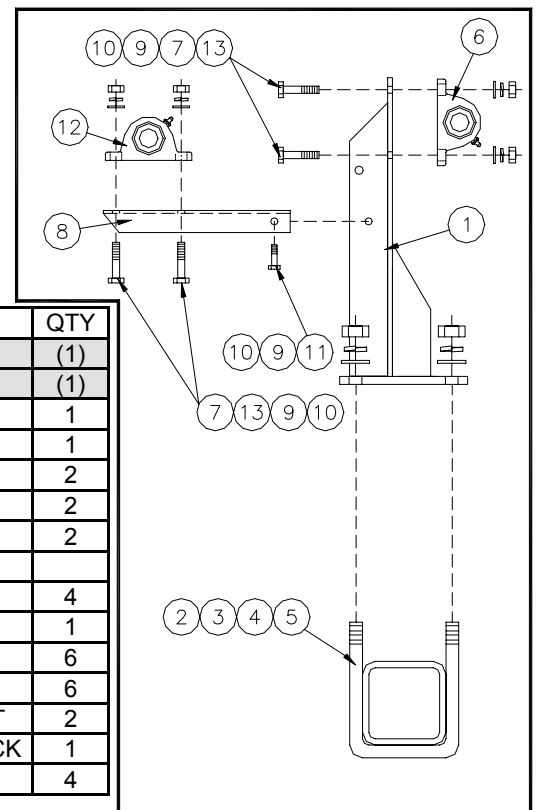
ITEM	PART NO	SERIAL NO OR YR	DESCRIPTION	4RWB	6R
21	33-058-008		LUG NUT, 5/8	24	24
*22	33-050-018	( -2000)	SPINDLE, WHEEL	(4)	(4)
▲	33-058-015	(2001- )	SPINDLE, 3" DIA	4	4
*23	33-051-017		INNER CUP	4	4
*24	33-051-018		INNER CONE	4	4
*25	33-056-007		SEAL	4	4
*26	02-051-007		OUTER CUP	4	4
*27	02-051-008		OUTER CONE	4	4
*28	33-058-007		SPINDLE WASHER	4	4
*29	68-030110		SLOTTED NUT, 1"	4	4
*30	76-010150		SPINDLE, COTTON PIN, 1/16 X 2	4	4
*31	33-058-004		STUD	32	32
*32	33-058-005		DUST CAP	2	2
*33	33-058-006	( -2000)	HUB	(4)	(4)
▲	33-058-018	(2001- )	HUB, 8 BOLT	4	4
34	62-010250		FLATWASHER, 5/8 PLT	4	4
35	33-026-213		WASHER END	2	2
36	33-023-829		HOLDER, SEAL	8	8
37	48-089000		CAPSCREW, 1/4 X 7 G5 PLT	4	4
38	66-010050		LOCKWASHER, 1/4 PLT	4	4
39	68-010050		HEX NUT, 1/4 PLT	4	4
40	33-028-368	( -2000)	STRAP, HUB CAP	(4)	(4)
41	70-010141	( -2000)	JAM NUT, 5/8 NF PLT	(8)	(8)
42	33-050-249	( -2000)	WHEEL NUT, THIN	(8)	(8)
43	52-050010		CARRIAGE SCREW, 5/16 X 1	12	12
44	62-010050		FLATWASHER, 5/16	12	12
45	66-010100		LOCKWASHER, 5/16	12	12
46	68-010100		HEX NUT, 5/16	12	12

\* Makes up Hub & Spindle (33-058-001) ( -2000)

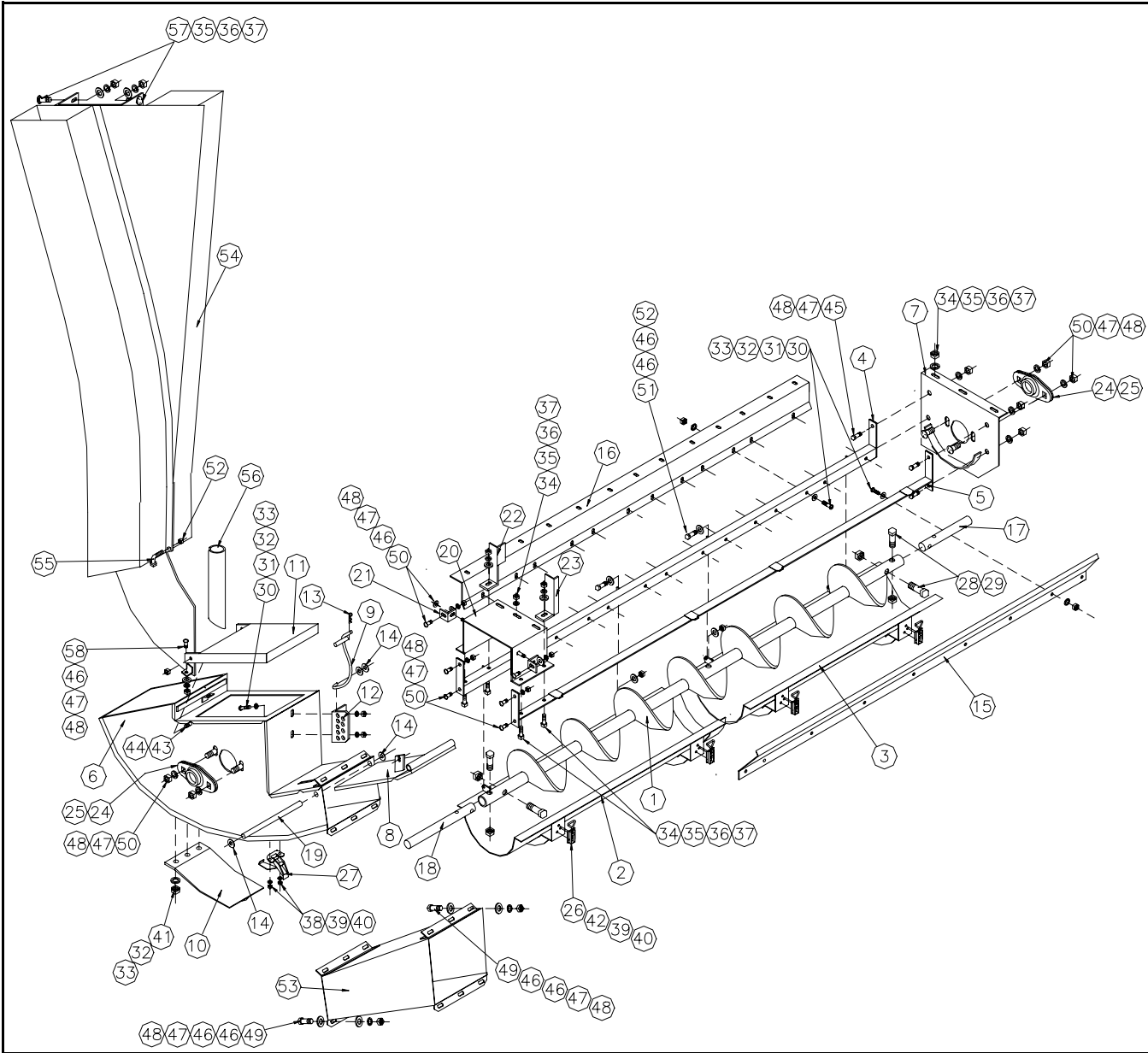
▲ Makes up Hub & Spindle (33-058-014) (2001- )  
(FOR REPAIR PARTS ONLY)

## CENTER BEARING SUPPORT

ITEM	PART NO	SERIAL NO OR YR	DESCRIPTION	QTY
1	33-080-671	(1993)	SUPPORT, CENTER BEARING	(1)
	33-080-750	(1994-1995)	SUPPORT, CENTER BEARING	(1)
	33-080-900	(1996- )	SUPPORT, CENTER BEARING	1
2	04-050-119	(1996- )	U-BOLT, 5/8	1
3	62-010250		FLATWASHER, 5/8 PLT	2
4	66-010300		LOCKWASHER, 5/8 PLT	2
5	68-010300		HEX NUT, 5/8 PLT	2
6	33-051-004		BEARING, 1 7/16 PILLOW	
7	48-090600		CAPSCREW, 1/2 X 2 G5 PLT	4
8	33-027-968		CHANNEL, BEARING MOUNT	1
9	66-010250		LOCKWASHER, 1/2 PLT	6
10	68-010250		HEX NUT, 1/2 PLT	6
11	48-090592		CAPSCREW, 1/2 X 1 1/4 G5 PLT	2
12	33-051-066		BEARING, 1 7/16 PILLOW BLOCK	1
13	62-010200		FLATWASHER, 1/2 PLT	4



## 6-ROW CONVEYOR GROUP (1993-1996)

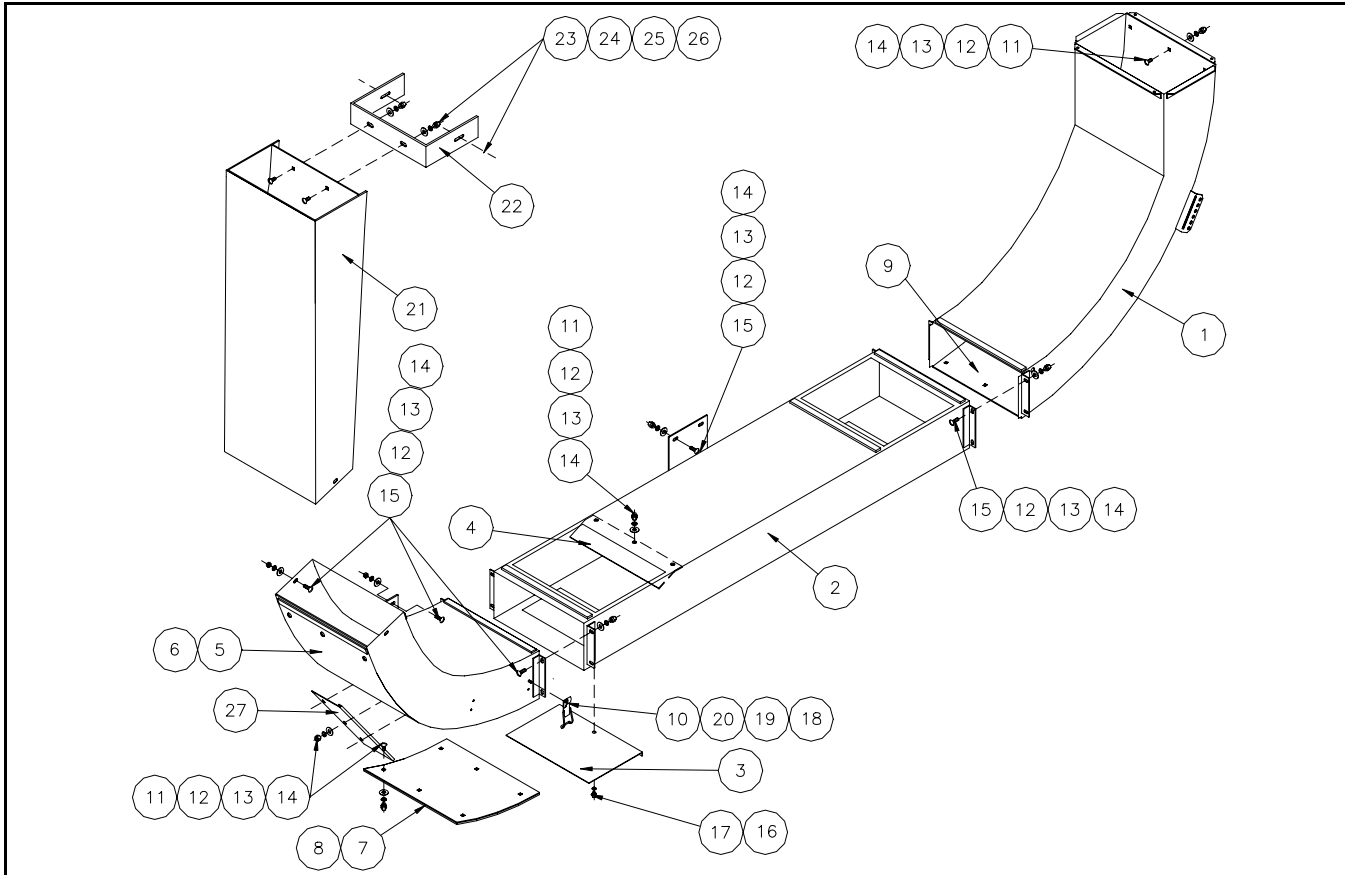


ITEM	PART NO	SERIAL NO OR YR	DESCRIPTION	QTY
1	33-080-640	(1993-1996)	AUGER, 6-ROW	1
2	33-080-636	(1993-1996)	AUGER, TROUGH, LT	1
3	33-080-637	(1993-1996)	AUGER, TROUGH, RT	1
4	33-080-632	(1993-1996)	ANGLE, TROUGH FRONT	1
5	33-080-633	(1993-1996)	ANGLE, TROUGH REAR	1
6	33-080-716	(1993-1996)	HOPPER, 6R	1
7	33-080-638	(1993-1996)	HANGER, RT HOPPER	1
8	33-080-701	(1993-1996)	BAFFLE, HOPPER	1
9	33-080-722	(1993-1996)	HANDLE	1
10	33-080-232	(1993-1996)	DOOR, HOPPER	1
11	33-080-712	(1993-1996)	LID, HOPPER	1
12	33-028-005	(1993-1996)	PLATE, ADJUSTMENT	1
13	18-050-068	(1993-1996)	HAIR PIN COTTER, .120 X 2 3/8	1

ITEM	PART NO	SERIAL NO OR YR	DESCRIPTION	QTY
14	33-050-077	(1993-1996)	FASTENER, 1/4" PUSH-ON	4
15	33-027-932	(1993-1996)	BAFFLE, REAR AUGER	1
16	33-027-924	(1993-1996)	BAFFLE,FRONT AUGER	1
17	33-026-004	(1993-1996)	SHAFT, AUGER STUB	1
18	33-026-214	(1993-1996)	STUB SHAFT, 6R AUGER	1
19	33-026-165	(1993-1996)	PIN, HOPPER BAFFLE HINGE	1
20	33-027-920	(1993-1996)	HOPPER HANGER, LT	1
21	33-027-922	(1993-1996)	CONNECTOR, HOPPER	2
22	33-028-064	(1993-1996)	TROUGH SEAL, FRONT	1
23	33-028-065	(1993-1996)	TROUGH SEAL, REAR	1
24	03-051-021	(1993-1996)	BEARING, 1" EXTENDED W/COLLAR	2
25	04-051-002	(1993-1996)	FLANGE, 52 MST	4
26	33-050-186	(1993-1996)	LATCH, TROUGH	4
27	31-050-102	(1993-1996)	LATCH, HOPPER	1
28	48-090240	(1993-1996)	CAPSCREW, 3/8 X 2 3/4 G5 PLT	4
29	72-010050	(1993-1996)	LOCKNUT, 3/8 G"B" PLT	4
30	58-020102	(1993-1996)	MACHINE SCREW, 1/4 X 3/4	22
31	62-010010	(1993-1996)	FLATWASHER, 1/4 STD PLT	24
32	66-010050	(1993-1996)	LOCKWASHER, 1/4 STD PLT	27
33	68-010050	(1993-1996)	HEX NUT, 1/4 PLT	27
34	48-090100	(1993-1996)	CAPSCREW, 3/8 X 1 G5 PLT	10
35	62-010100	(1993-1996)	FLATWASHER, 3/8 PLT	12
36	66-010150	(1993-1996)	LOCKWASHER, 3/8 PLT	12
37	68-010150	(1993-1996)	HEX NUT, 3/8 PLT	12
38	58-020050	(1993-1996)	MACHINE SCREW, #10 X 1/2 RD HD	2
39	66-010025	(1993-1996)	LOCKWASHER, #10 PLT	14
40	68-010025	(1993-1996)	HEX NUT, #10 PLT	14
41	58-020400	(1993-1996)	MACHINE SCREW, 1/4 X 1/2 SLOTTED	3
42	58-010010	(1993-1996)	MACHINE SCREW, #10-24 X 3/4	12
43	48-090005	(1993-1996)	CAPSCREW, 1/4 X 5/8 G5 PLT	2
44	72-010020	(1993-1996)	LOCKNUT, 1/4 G"A" PLT	2
45	48-040060	(1993-1996)	CAPSCREW, 5/16 X 3/4 G5 PLT	4
46	62-010050	(1993-1996)	FLATWASHER, 5/16 PLT	37
47	66-010100	(1993-1996)	LOCKWASHER, 5/16 PLT	29
48	68-010100	(1993-1996)	HEX NUT, 5/16 PLT	29
49	48-090036	(1993-1996)	CAPSCREW, 5/16 X 1 G5 PLT	12
50	52-030100	(1993-1996)	CARR SCREW 5/16 X 3/4 G2	12
51	48-090037	(1993-1996)	CAPSCREW, 5/16 X 1 1/4 G5 PLT	4
52	72-010025	(1993-1996)	LOCKNUT, 5/16 G"B" PLT	6
53	33-080-626	(1993-1996)	CONNECTOR	1
54	33-080-721	(1993-1996)	DELIVERY DUCT, 6R	1
55	15-050-011	(1993-1996)	SWIVEL SCREW, 5/16 X 2 1/2	2
56	33-024-291	(1993-1996)	DIVIDER PIPE	1
57	52-050035	(1993-1996)	CARR SCREW, 3/8 X 1 G5 PLT	2
58	52-050010	(1993-1996)	CARR SCREW, 5/16 X 1 G5 PLT	1

## AIR LIFT FAN DUCTS

(1995- ) (4R WIDE BODY) & (1997- ) (6R)

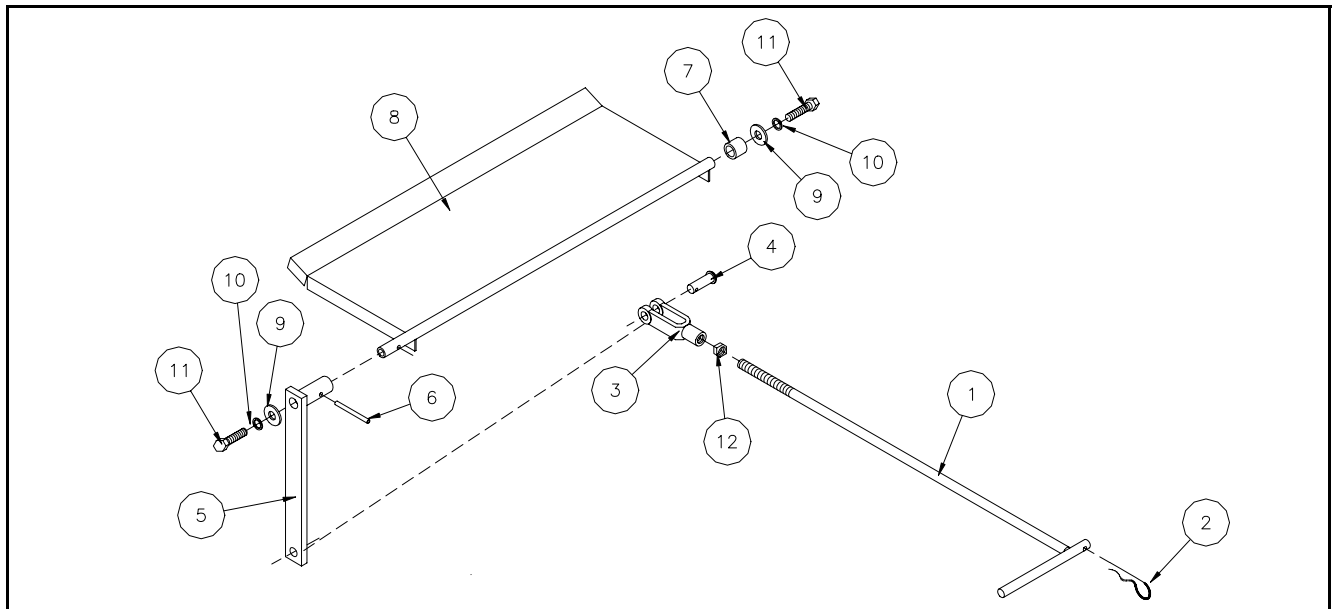


ITEM	PART NO	SERIAL NO OR YR	DESCRIPTION	QTY
1	33-080-835	(1995)	DUCT, A.L. FAN ELBOW	(1)
	33-080-904	(1996-1999)	DUCT, A.L. FAN ELBOW	(1)
	33-070-029	(2000- )	DUCT, A.L. FAN ELBOW	1
2	33-080-834		DUCT, AIR LIFT	1
3	33-028-224		PLATE, DOOR	2
4	33-028-236		BAFFLE, DROP	1
5	33-080-849	(1995)	DUCT, PEANUT ELBOW	(1)
	33-080-905	(1996- )	DUCT, PEANUT ELBOW	1
6	33-028-271	(1995)	LINER, PENUT ELBOW	(1)
	33-028-342	(1996- )	LINER PEANUT ELBOW	1
7	33-028-269		DOOR, PEANUT ELBOW ACCESS	1
8	33-028-270		LINER, ACCESS DOOR	1
9	33-028-244	(1995)	LINER, A.L. FAN ELBOW DUCT	(1)
	33-028-338	(1996- )	LINER, A.L. FAN ELBOW DUCT	1
10	33-050-226		CATCH	4
11	52-050005		CARRIAGE SCREW, 5/16 X 3/4	30
12	62-010050		FLATWASHER, 5/16 PLT	44
13	66-010100		LOCKWASHER, 5/16 PLT	44
14	68-010100		HEX NUT, 5/16 PLT	44



ITEM	PART NO	SERIAL NO OR YR	DESCRIPTION	QTY
15	52-050010		CARRIAGE SCREW, 5/16 X 1	14
16	66-010050		LOCKWASHER, 1/4	2
17	68-010050		HEX NUT, 1/4	2
18	58-020050		MACHINE SCREW, #10 X 1/2	8
19	66-010025		LOCKWASHER, #10	8
20	68-010020		HEX NUT, #10	8
21	33-080-875		MAIN DUCT, 4RWB	1
22	33-023-716		BRACKET, MOUNTING DUCT	1
23	52-050040		CARRIAGE SCREW, 3/8 X 1 1/4 G5 PLT	4
24	62-010100		FLATWASHER, 3/8	4
25	66-010150		LOCKWASHER, 3/8	4
26	68-010150		HEX NUT, 3/8	4
27	33-028-594		SHEET, LIP PROTECTOR	1

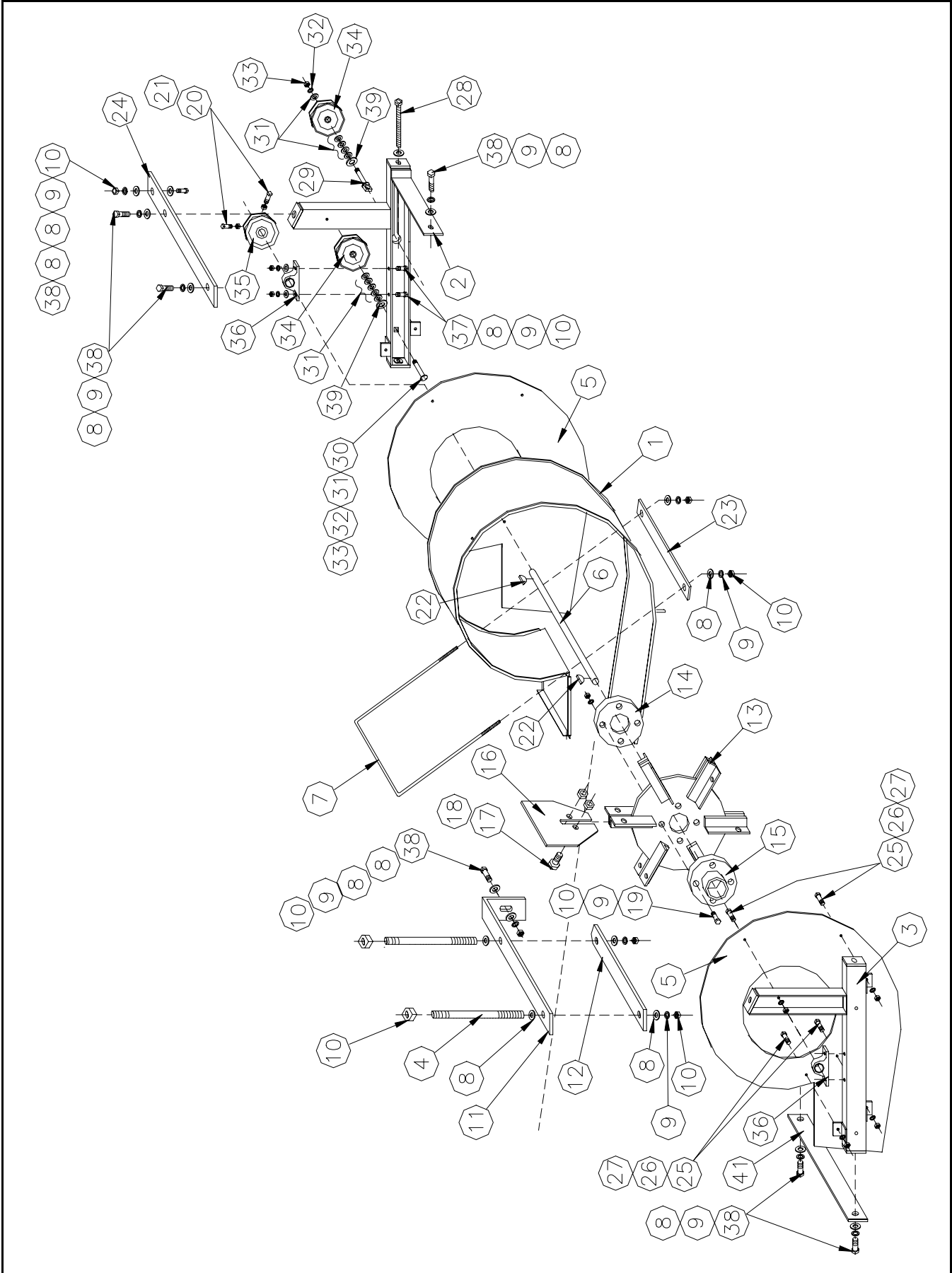
### AIR LIFT FAN DAMPER



ITEM	PART NO	SERIAL NO OR YR	DESCRIPTION	QTY
1	33-080-838		HANDLE, DAMPER	1
2	18-050-068	( -1996)	HAIR PIN	(1)
	05-050-009	(1997- )	HAIR COTTER PIN	1
3	33-050-218		YOKE, ADJUSTABLE	1
4	33-050-219		PIN, YOKE	1
5	33-080-847		ARM, DAMPER	1
6	17-050-007		ROLL PIN, 1/8 X 1 1/2	1
7	33-024-338	( -1999)	BUSHING, 9/16 X 25/64 X 1/2	(1)
	33-026-311	(2000- )	BUSHING, 9/16 X 25/64 X 1/2	1
8	33-080-848		DAMPER, AIR	1
9	62-010010		FLATWASHER, 1/4 PLT	2
10	66-010050		LOCKWASHER, 1/4 PLT	2
11	48-090015		CAPSCREW, 1/4 X 1 G5 PLT	2
12	70-010030		JAM NUT, 5/16 NF PLT	1

# 6-ROW AIR LIFT FAN

(1993-1996)

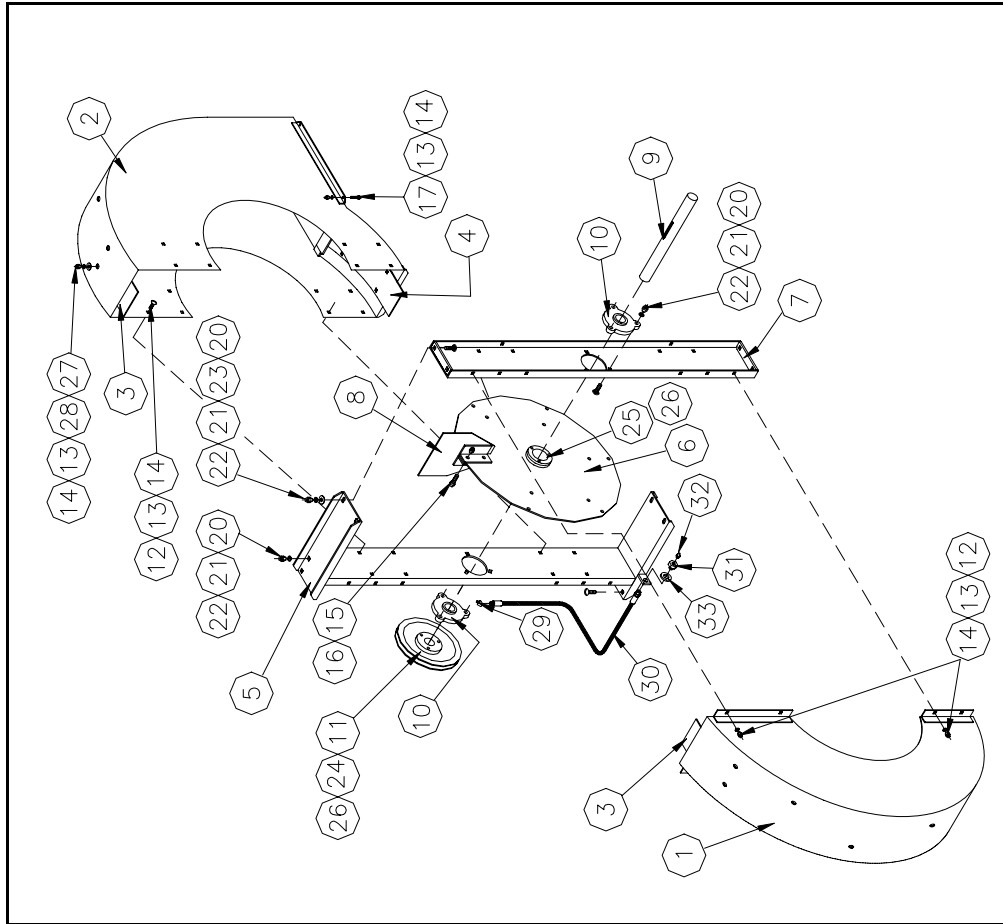


## 6-ROW AIR LIFT FAN (1993-1996)

ITEM	PART NO	SERIAL NO OR YR	DESCRIPTION	QTY
22	33-050-052	(1993-1996)	WOODRUFF KEY, 1/4 X 1	2
23	33-023-675	(1993-1996)	CLAMP, FRONT AIR LIFT FAN	1
24	33-023-602	(1993-1996)	BRACE, AIR LIFT FAN	1
25	48-090036	(1993-1996)	CAPSCREW, 5/16 X 1	8
26	66-010100	(1993-1996)	LOCKWASHER, 5/16 PLT	8
27	68-010100	(1993-1996)	HEX NUT, 5/16 PLT	8
28	33-080-615	(1993-1996)	THREADED ROD, 1/2	1
29	33-080-616	(1993-1996)	BOLT, IDLER	1
30	52-030900	(1993-1996)	CARR SCREW, 5/8 X 3 G5 PLT	1
31	62-010250	(1993-1996)	FLATWASHER, 5/8 PLT	2
32	66-010300	(1993-1996)	LOCKWASHER, 5/8 PLT	2
33	68-010300	(1993-1996)	HEX NUT, 5/8 PLT	2
34	33-053-119	(1993-1996)	IDLER, VC7.3-DBL ROW	2
35	33-053-068	(1993-1996)	SHEAVE, 1C-6.5	1
36	33-051-003	(1993-1996)	BEARING, 1" PILLOW	2
37	48-090170	(1993-1996)	CAPSCREW, 3/8 X 1 1/2 G5 PLT	4
38	48-090150	(1993-1996)	CAPSCREW, 3/8 X 1 1/4 G5 PLT	7
39	62-010300	(1993-1996)	FLATWASHER, 3/4 PLT	2
40	62-010200	(1993-1996)	FLATWASHER, 1/2 PLT	1
41	33-024-048	(1993-1996)	SPACER, 3/4 IDLER	2

ITEM	PART NO	SERIAL NO OR YR	DESCRIPTION	QTY
1	33-080-698	(1993-1996)	COVER, 6R FAN	1
2	33-080-634	(1993-1996)	CHANNEL, INSIDE	1
3	33-080-635	(1993-1996)	CHANNEL, OUTSIDE	1
4	33-026-246	(1993-1996)	ROD, AIR LIFT FAN CLAMP	2
5	33-027-919	(1993-1996)	SIDE, AIR LIFT FAN	2
6	33-026-236	(1993-1996)	FAN SHAFT, 6R	1
7	33-050-197	(1993-1996)	U-BOLT, 6R AIR LIFT FAN	1
8	62-010100	(1993-1996)	FLATWASHER, 3/8	19
9	66-010150	(1993-1996)	LOCKWASHER, 3/8 PLT	19
10	68-010150	(1993-1996)	HEX NUT, 3/8 PLT	14
11	33-023-604	(1993-1996)	CLAMP, UPPER DUCT	1
12	33-023-605	(1993-1996)	CLAMP, LOWER DUCT	2
13	33-080-336	(1993-1996)	PLATE, AIR LIFT FAN	1
14	33-026-035	(1993-1996)	FLANGE, FAN	1
15	33-080-186	(1993-1996)	HUB, FAN	1
16	33-027-910	(1993-1996)	BLADE, AIR LIFT FAN	6
17	48-090100	(1993-1996)	CAPSCREW, 3/8 X 1 G5 PLT	12
18	72-010050	(1993-1996)	LOCKNUT, 3/8 PLT	12
19	48-090185	(1993-1996)	CAPSCREW, 3/8 X 1 3/4 G5 PLT	4
20	54-010170	(1993-1996)	SETSCREW, 3/8 X 1 PLT	4
21	70-010051	(1993-1996)	JAM NUT, 3/8 PLT	4

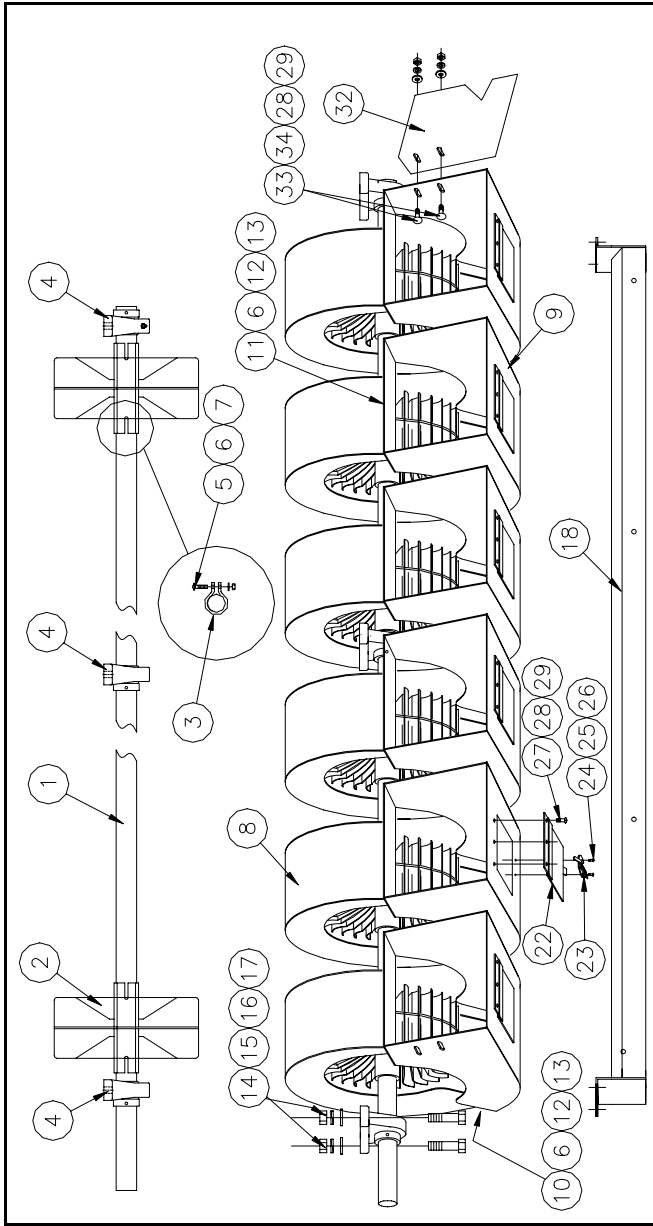
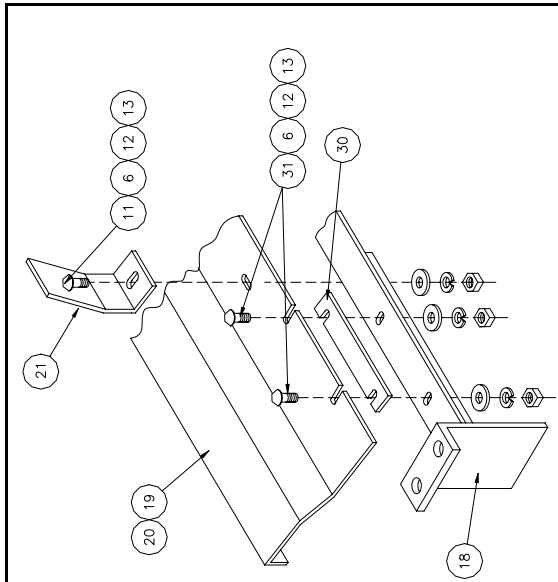
**AIR LIFT FAN**  
 (1995- ) (4R WIDE BODY) & (1997- ) (6R)



ITEM	PART NO	SERIAL NO OR YR	DESCRIPTION	QTY
1	33-080-844		HOUSING, A.L. FAN REAR	1
2	33-080-846	( -1999)	HOUSING, A.L. FAN FRONT	(1)
	33-070-030	(2000- )	HOUSING, A.L. FAN FRONT	1
3	33-028-253		LINER, A.L. FAN	2

ITEM	PART NO	SERIAL NO OR YR	DESCRIPTION	QTY
4	33-028-252		LINER, A.L. FAN LOWER	1
5	33-080-839		FRAME, A.L. FAN	1
6	33-080-845		DISK, FAN	1
7	33-080-837		MOUNT, A.L. FAN BRG	1
8	33-081-281		BLADE, A.L. FAN (BALANCED PAIR)	3 PR
9	33-026-268		SHAFT, A.L. FAN	1
10	33-051-064		BEARING, 1 1/4 B. UNIT	2
11	33-053-104		SHEAVE, QD 1C 7.5	1
12	52-050010		CARRIAGE SCREW, 5/16 X 1 G5	23
13	66-010100		LOCKWASHER, 5/16 PLT	49
14	68-010100		HEX NUT, 5/16 PLT	49
15	48-090150		CAPSCREW, 3/8 X 1 1/4 G5 PLT	12
16	72-010050		LOCKNUT, 3/8 G" B" PLT	12
17	48-090015	( -1999)	CAPSCREW, 1/4 X 1 G5 PLT	(4)
	48-090043	(2000- )	CAPSCREW, 5/16 X 3/4 G5 PLT	6
18	66-010050	( -1999)	LOCKWASHER, 1/4 PLT	(4)
19	68-010050	( -1999)	HEX NUT, 1/4 PLT	(4)
20	52-050040		CARRIAGE SCREW, 3/8 X 1 1/4 G5	18
21	66-010150		LOCKWASHER, 3/8 PLT	18
22	68-010150		HEX NUT, 3/8 PLT	18
23	62-010100		FLATWASHER, 3/8 PLT	10
24	33-053-060		TAPER BUSHING, SF-QD 1 1/4	1
25	03-052-039		TAPER BUSHING, P1 1/4	1
26	03-026-016		KEY, 1/4 X 2	2
27	52-050005		CARRIAGE SCREW, 5/16 X 3/4 G5	20
28	62-010050		FLATWASHER, 5/16 STD PLT	20
29	33-059-070		HOSE, 1/4 ID X 24" LG	1
30	03-050-013		FITTING, 1/8" NPT STRT	1
31	33-059-003		ADAPTER, HOSE	1
32	33-059-087		ADAPTER, GREASE FITTING	1
33	17-050-003		FLATWASHER, 1/2" SPECIAL	1

# SEPARATOR FAN (4R WIDE BODY & 6R)

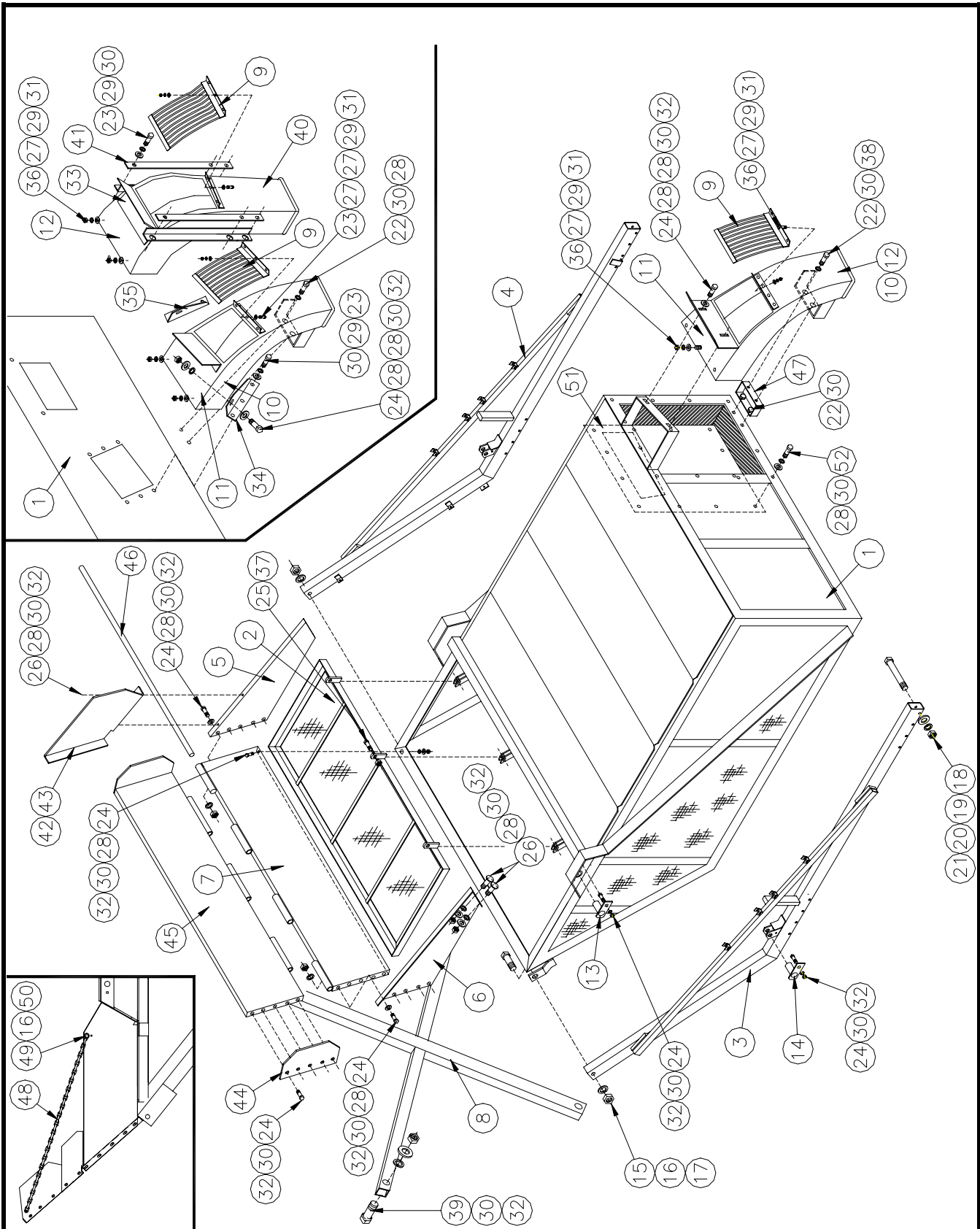


ITEM	PART NO	SERIAL NO OR YR	DESCRIPTION	4R	6R
1	33-026-262		SHAFT, SEPARATOR FAN	1	-
	33-026-227	( -1996)	SHAFT, SEPARATOR FAN	-	(1)
	33-026-287	(1997- )	SHAFT, SEPARATOR FAN	-	1
2	33-050-148		ROTOR, WHOLE FAN	6	6
3	33-050-147		CLAMP	12	12
4	33-051-048		BEARING, 1 3/4 BLOCK	3	3
5	52-050019		CARRIAGE SCREW, 5/16 X 1 1/4 G5	12	12
6	62-010050		FLATWASHER, 5/16 PLT	60	60
7	72-010025		LOCKNUT, 5/16 G"B"	12	12
8	33-080-620		HOUSING, SEPARATOR FAN TOP	6	6
*9	33-080-621		HOUSING, SEPARATOR FAN BOTTOM	6	6
10	52-050010		CARRIAGE SCREW, 5/16 X 1 G5 PLT	36	36
11	52-050005		CARRIAGE SCREW, 5/16 X 3/4 G5 PLT	12	12
12	66-010100		LOCKWASHER, 5/16 PLT	48	48
13	68-010100		HEX NUT, 5/16 PLT	48	48
14	48-090600		CAPSCREW, 1/2 X 2 G5 PLT	6	6
15	66-010250		LOCKWASHER, 1/2 PLT	6	6
16	62-010200		FLATWASHER, 1/2 PLT	6	6
17	68-010250		HEX NUT, 1/2 PLT	6	6

ITEM	PART NO	SERIAL NO OR YR	DESCRIPTION	4R	6R
18	33-080-854		SUPPORT, SEP. FAN HOUSING	1	1
19	33-028-351		AIR BAFFLE, LT	1	1
20	33-028-352		AIR BAFFLE, RT	1	1
21	33-028-353		PLATE, BAFFLE	5	5
*22	33-080-956		DOOR, HOPPER	6	6
*23	31-050-102		LATCH, HOPPER	6	6
*24	58-020050		MACHINE SCREW, #10-24 X 1/2 RD HD	12	12
*25	66-010025		LOCKWASHER, #10	12	12
*26	68-010025		HEX NUT, #10	12	12
*27	58-020400		MACHINE SCREW, 1/4 X 1/2 RD HD	18	18
*28	66-010050		LOCKWASHER, 1/4	22	22
*29	68-010050		HEX NUT, 1/4	22	22
30	33-023-936		BAR, FAN HSG SPACER	6	6
31	52-050020		CARRIAGE SCREW, 5/16 X 1 1/2	12	12
32	33-028-562		SHEET, FAN OUTER SIDE	2	2
33	52-049000		CARRIAGE SCREW, 1/4 X 3/4	4	4
34	62-010010		FLATWASHER, 1/4	4	4

\* THESE PARTS MAKE UP 33-081-279

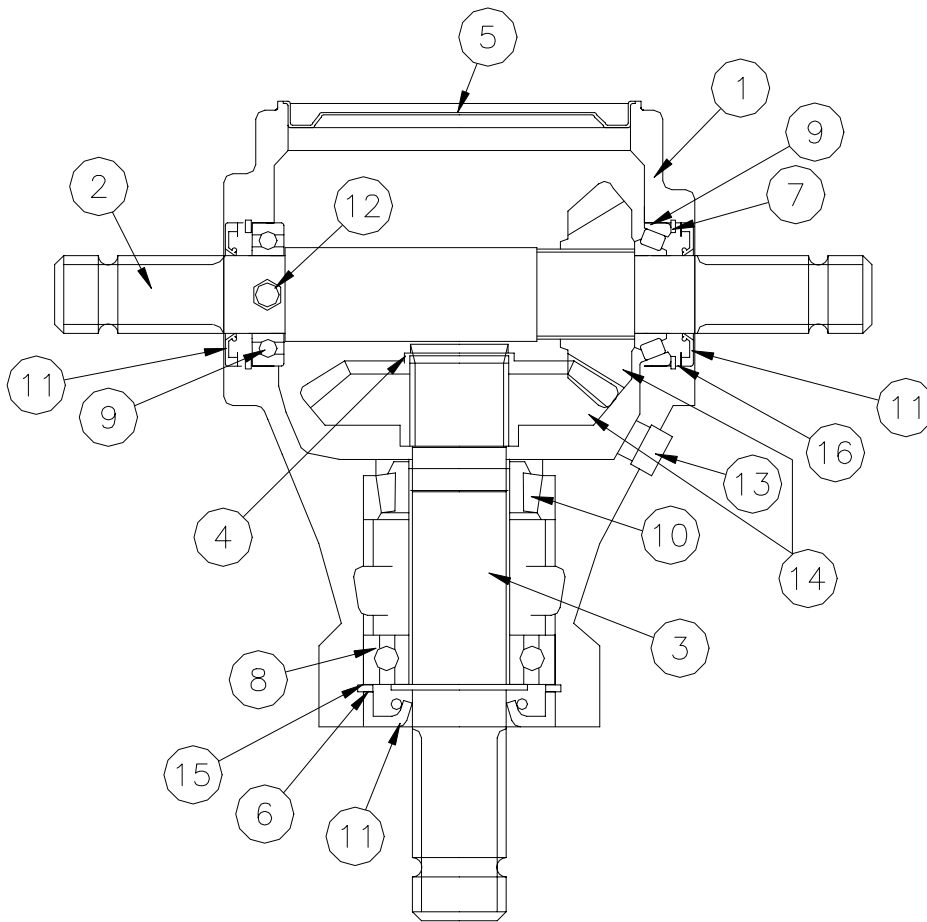
# 4-ROW WIDE BODY & 6-ROW TANK



ITEM	PART NO	SERIAL NO OR YR	DESCRIPTION	4R	6R
1	33-080-874		TANK, 4RWB	1	-
	33-080-664	(1993-1996)	TANK, 6R	-	(1)
	33-080-921	(1997- )	TANK, 6R	-	1
2	33-080-644		LID, 6R TANK	1	1
3	33-080-613		ARM, FRONT TANK MOUNT	1	1
4	33-080-614		ARM, REAR TANK MOUNT	1	1
5	33-028-277		SUPPORT, REAR LIP	1	-
	33-080-682		SUPPORT, LT LIP	-	1
6	33-028-276		SUPPORT, FRONT LIP	1	-
	33-080-683		SUPPORT, RT. LIP	-	1
7	33-080-855		LIP, STATIONARY TANK	1	-
	33-080-758		LIP, STATIONARY TANK	-	1
8	33-080-607		CROSS TUBE, TANK	1	1
9	33-080-155	(1993-1996)	SCREEN, DIRT	-	(2)
	33-080-867		SCREEN, DIRT	1	1
10	33-080-715	(1993-1996)	DUCT, TANK FRONT	-	(1)
	33-080-863		DUCT, TANK	1	1
11	33-028-075	(1993-1996)	LINER, TANK DUCT FRONT	-	(1)
	33-028-300		LINER, TANK DUCT TOP	1	1
12	33-028-074	(1993-1996)	LINER, TANK DUCT REAR	-	(1)
	33-028-301		LINER, TANK DUCT BOTTOM	1	1
13	33-080-609		PIN, TOP CYLINDER	2	2
14	33-080-608		PIN, LOWER CYLINDER	2	2
15	48-102000		CAPSCREW, 1 1/4 X 6 NF G5 PLT	2	2
16	62-010500		FLATWASHER, 1 1/4 PLT	2	2
17	72-021000		LOCKNUT, 1 1/4 NF G'B' W/NYLON	2	2
18	48-091075		CAPSCREW, 5/8 X 4 1/2 G5 PLT	12	12
19	62-010250		FLATWASHER, 5/8 PLT	12	12
20	66-010300		LOCKWASHER, 5/8 PLT	12	12
21	68-010300		HEX NUT, 5/8 PLT	12	12
22	48-090170		CAPSCREW, 3/8 X 1 1/2 G5 PLT	2	4
23	48-090036	(1993-1996)	CAPSCREW, 5/16 X 1 G5 PLT	-	(13)

ITEM	PART NO	SERIAL NO OR YR	DESCRIPTION	4R	6R
24	48-090100		CAPSCREW, 3/8 X 1 G5 PLT	19	29
25	48-090595		CAPSCREW, 1/2 X 1 1/2 G5 PLT	3	3
26	52-050035		CARRIAGE SCREW, 3/8 X 1 G5 PLT	10	14
27	62-010050		FLATWASHER, 5/16 PLT	20	24
28	62-010100		FLATWASHER, 3/8 PLT	43	49
29	66-010100		LOCKWASHER, 5/16 PLT	20	20
30	66-010150		LOCKWASHER, 3/8 PLT	51	67
31	68-010100		HEX NUT, 5/16 PLT	20	20
32	68-010150		HEX NUT, 3/8 PLT	33	49
33	33-027-689	(1993-1996)	DEFLECTOR, ADJUSTMENT	-	(2)
34	33-027-645	(1993-1996)	DUCT FLANGE, LT	-	(1)
35	33-027-646	(1993-1996)	DUCT FLANGE, RT	-	(1)
36	52-050005		CARRIAGE SCREW, 5/16 X 3/4 G5 PLT	20	20
37	72-010100		LOCKNUT, 1/2 HEX G'B' PLT	3	3
38	33-023-670		CLAMP, DUCT STAND-OFF	1	1
39	48-090185		CAPSCREW, 3/8 X 1 3/4 G5 PLT	4	4
40	33-080-707	(1993-1996)	REAR DUCT, 6R	-	(1)
41	33-023-363	(1993-1996)	STRAP, REAR DUCT	-	(2)
42	33-028-101		EXTENSION, FRONT TANK LIP	-	1
43	33-028-102		EXTENSION, REAR TANK LIP	-	1
44	33-028-103		END LIP	-	2
45	33-080-759		LIP, PIVOT TANK	-	1
46	33-026-254		PIN, LIP PIVOT	-	1
47	33-080-920	(-1998)	SPACER, 6R TANK DUCT	-	(1)
	33-028-433	(1999- )	SPACER, DUCT	-	1
48	33-050-269	(1999- )	CHAIN, 46 LINKS	-	2
49	48-090036	(1999- )	CAPSCREW, 5/16 X 1 G5 PLT	-	4
50	72-010025	(1999- )	LOCKNUT, 5/16 G'B' PLT	-	4
51	33-070-047	(2001- )	PANEL, 4R TANK	1	-
	33-070-048	(2001- )	PANEL, 6R TANK	-	1
52	48-090100	(2001- )	CAPSCREW, 3/8 X 1 G5 PLT	16	16

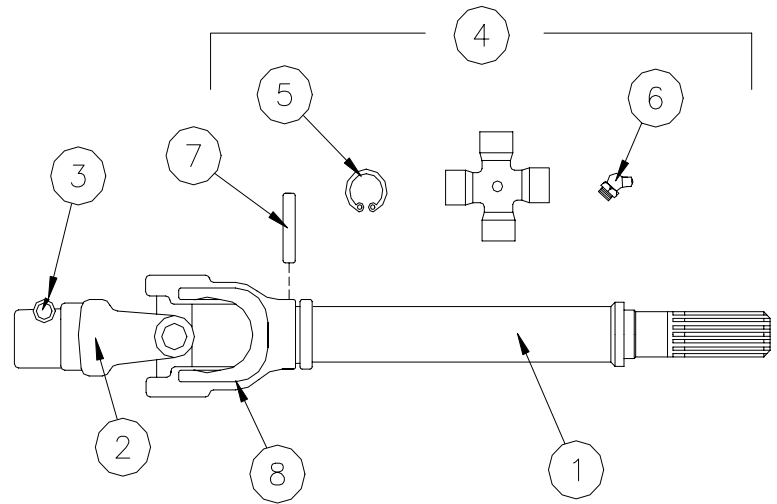
**GEAR BOX**  
( 4-ROW WIDE BODY & 6R) (33-054-041)



ITEM	PART NO	SERIAL NO OR YR	DESCRIPTION	QTY
1	33-054-045		HOUSING	1
2	33-054-044		SHAFT	1
3	33-054-032		SHAFT	1
4	33-054-033		SPACER	1
5	33-054-034		COVER	1
6	33-054-035		SNAP RING	1
7	33-054-036		SNAP RING	2
8	33-051-032		BALL BEARING	1
9	33-051-033		TAPERED R. BEARING	2
10	33-051-034		TAPERED R. BEARING	1
11	33-054-048		OIL SEAL	3
12	33-054-049		BREATHER PLUG	1
13	03-054-094		OIL PLUG	2
14	33-054-039		BEVEL GEAR	1
15	33-054-046		RING	1
16	33-054-047		RING	1

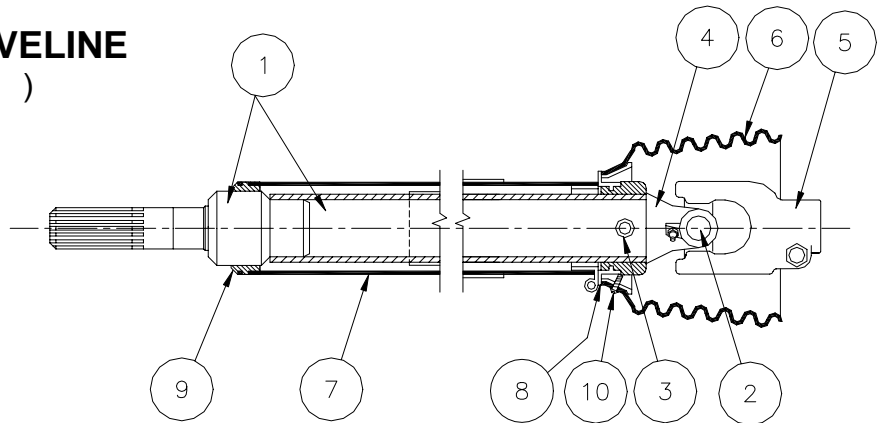


**PEDESTAL SHAFT**  
(33-055-150) ( -1999)



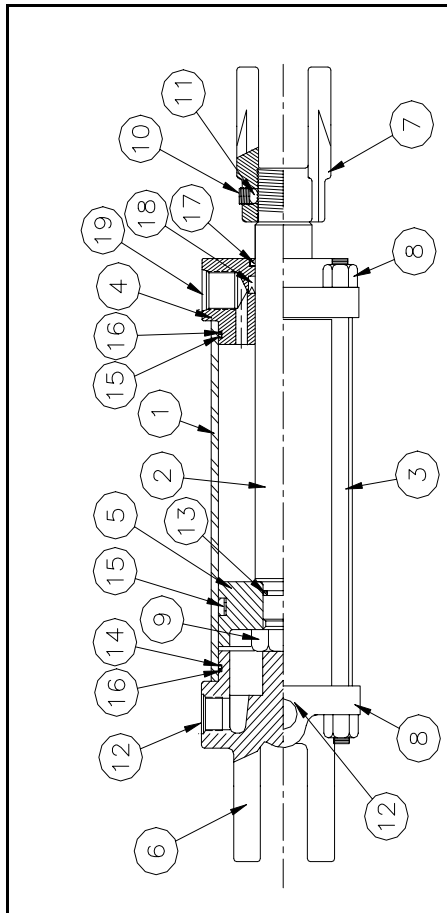
ITEM	PART NO	SERIAL NO OR YR	DESCRIPTION	QTY
1	33-055-156	( -1999)	SHAFT, TUBE & STUB	1
2	33-055-157	( -1999)	YOKE, 1 3/4-6 SPLINE	1
3	33-055-158	( -1999)	TAPER PIN, 1 3/4-6 SPLINE	1
4	33-055-006	( -1999)	CROSS JOURNAL	1
5	33-055-097	( -1999)	CIRCLIP	4
6	33-055-100	( -1999)	GREASE NIPPLE	1
7	33-055-102	( -1999)	FLEXIBLE PIN	1
8	33-055-025	( -1999)	YOKE, OUTER TUBE	1

**PEDESTAL SHAFT DRIVELINE**  
(33-055-316) (2000- )

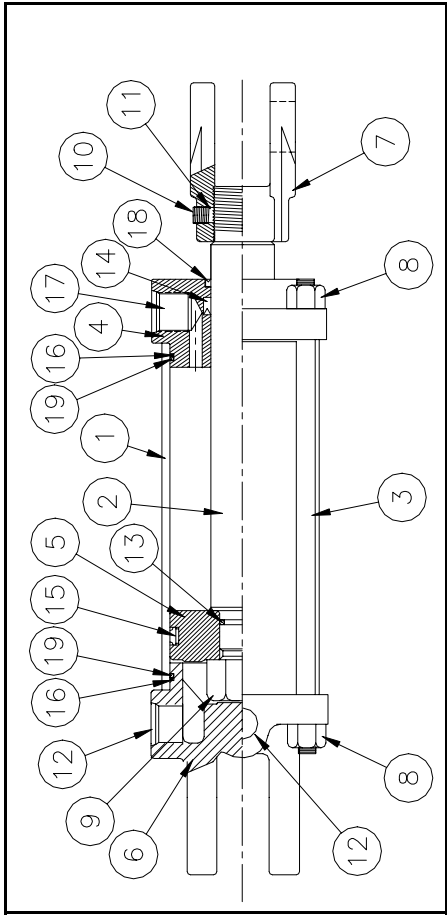


ITEM	PART NO	SERIAL NO OR YR	DESCRIPTION	QTY
1	33-055-317		S5 PROFILE & STUB SHAFT	1
2	33-055-077		CROSS & BEARING KIT	1
3	33-055-072		SPRING PIN 10 X 90	1
4	33-055-075		INBOARD YOKE S5	1
5	33-055-318		YOKE, 1 3/4-6 SPL	1
6	33-055-083		SHIELD CONE 7 RIB	1
7	33-055-319		INN SHIELD TUBE RND	1
8	33-055-078		BEARING RING SC25	1
9	33-055-085		SUPPORT BEARING	1
10	33-055-084		SCREW	1

**3X 6 STROKE CYLINDER**  
 (6-ROW) (33-061-024)( -1998)



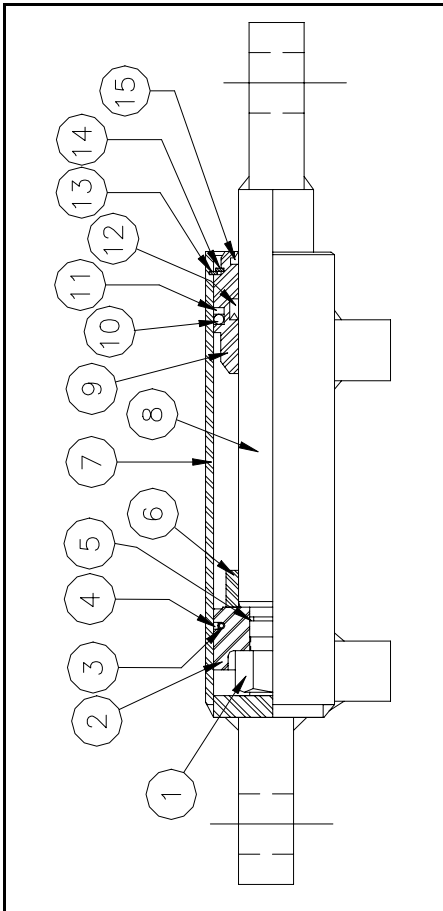
**3 1/2 X 6 STROKE CYLINDER**  
 (4-ROW WIDE BODY) (33-061-039) ( -1998)



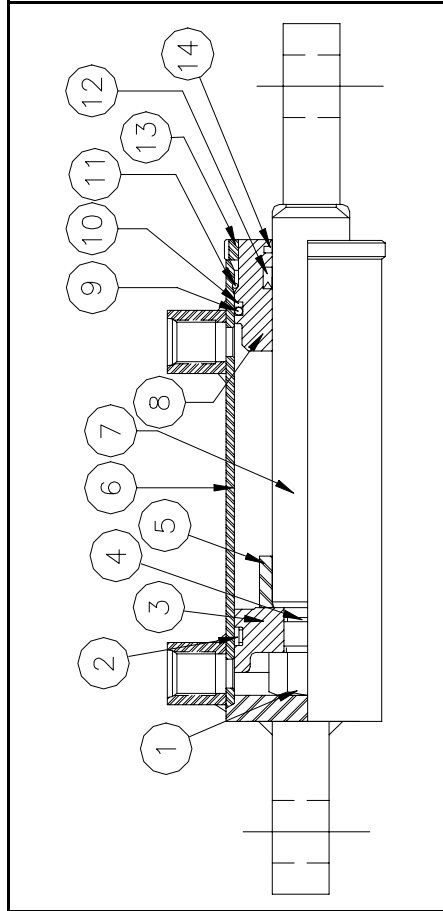
REFER TO FILE IN PAGEMAKER (PM/DOC/33/PB/PG-55A.PM3

*CHANGES*

**3 X 43 STROKE CYLINDER**  
 (4-ROW WIDE BODY & 6-ROW)  
 (33-061-069) (1993-1996)

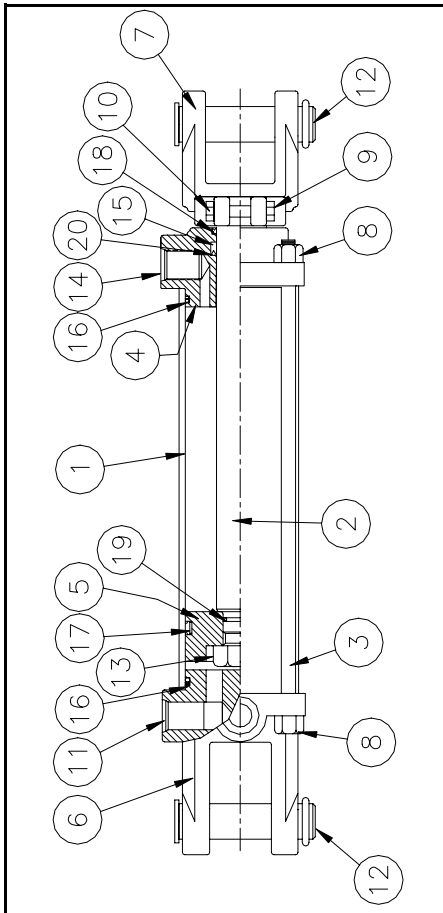


**3 X 43 STROKE CYLINDER**  
 (4-ROW WIDE BODY & 6-ROW)  
 (33-061-099) (1997- )

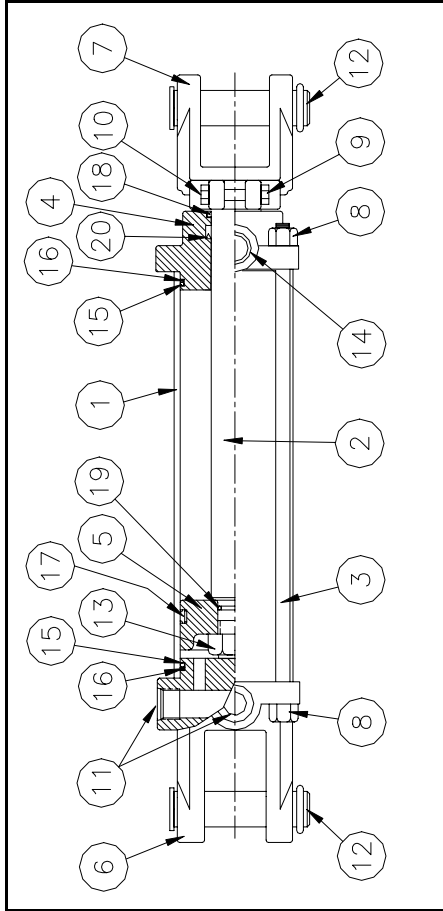


*NO*  
**CHANGES**  
 EXCEPT PAGE  
 NO. WAS 56

**2 1/2 X 8 STROKE CYLINDER**  
 (33-061-092)(4-ROW WIDE BODY) ( -1998)

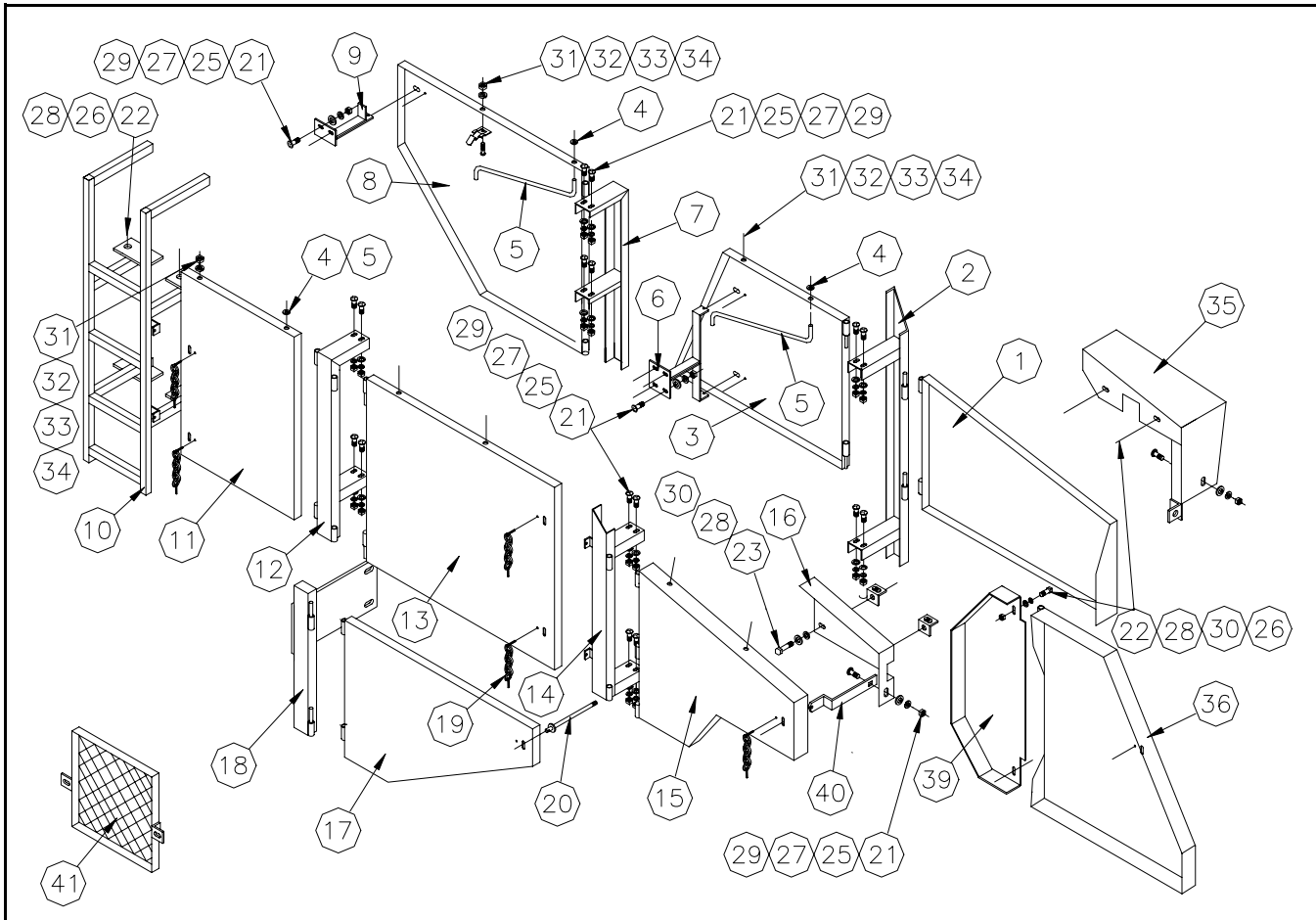


**2 1/2 X 8 STROKE CYLINDER**  
 (33-061-122)(4-ROW WIDE BODY) (1999- )



*NO*  
**CHANGES**  
 EXCEPT PAGE  
 NO. WAS 57

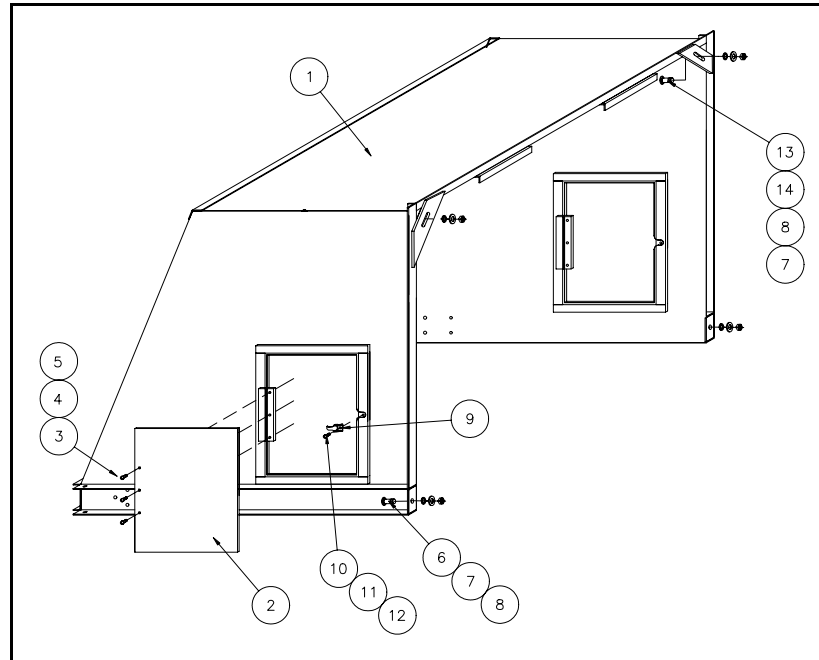
## SHIELD GROUP (6-ROW) (1993-1996)



ITEM	PART NO	SERIAL NO OR YR	DESCRIPTION	QTY
1	33-080-705	(1993-1996)	SHIELD, LT HEADER	1
2	33-080-709	(1993-1996)	SHIELD, LT SUPPORT	1
3	33-080-702	(1993-1996)	SHIELD, 6R LT FRONT	1
4	33-050-077	(1993-1996)	FASTENER, 1/4 PUSH-ON	7
5	33-026-068	(1993-1996)	ROD, 24" SHIELD	7
6	33-080-324	(1993-1996)	SHIELD LATCH	1
7	33-080-699	(1993-1996)	SUPPORT, SHIELD, LT	1
8	33-080-708	(1993-1996)	SHIELD, LT REAR 6R	1
9	33-080-794	(1993-1996)	LATCH, LT REAR SHIELD	1
10	33-080-373	(1993-1996)	LADDER	1
11	33-080-374	(1993-1996)	SHIELD, RT REAR	1
12	33-080-268	(1993-1996)	CENTERE SHIELD SUPPORT, RT	1
13	33-080-273	(1993-1996)	SHIELD, RT CENTER	1
14	33-080-269	(1993-1996)	HEADER SHIELD SUPPORT	1
15	33-080-734	(1993-1996)	SHIELD, RT FRONT 6R	1
16	33-080-796	(1993-1996)	SHIELD FRONT COVER	1
17	33-080-692	(1993-1996)	SHIELD, 6R LWR RT CET	1
18	33-080-696	(1993-1996)	SUPPORT, SHIELD CTR	1
19	33-050-031	(1993-1996)	KLICK PIN W/CHAIN & COTTER PIN	10
20	33-080-697	(1993-1996)	POST, SHIELD	1
21	52-030150	(1993-1996)	CARRIAGE SCREW, 5/16 X 1	20
22	48-090100	(1993-1996)	CAPSCREW, 3/8 X 1	10

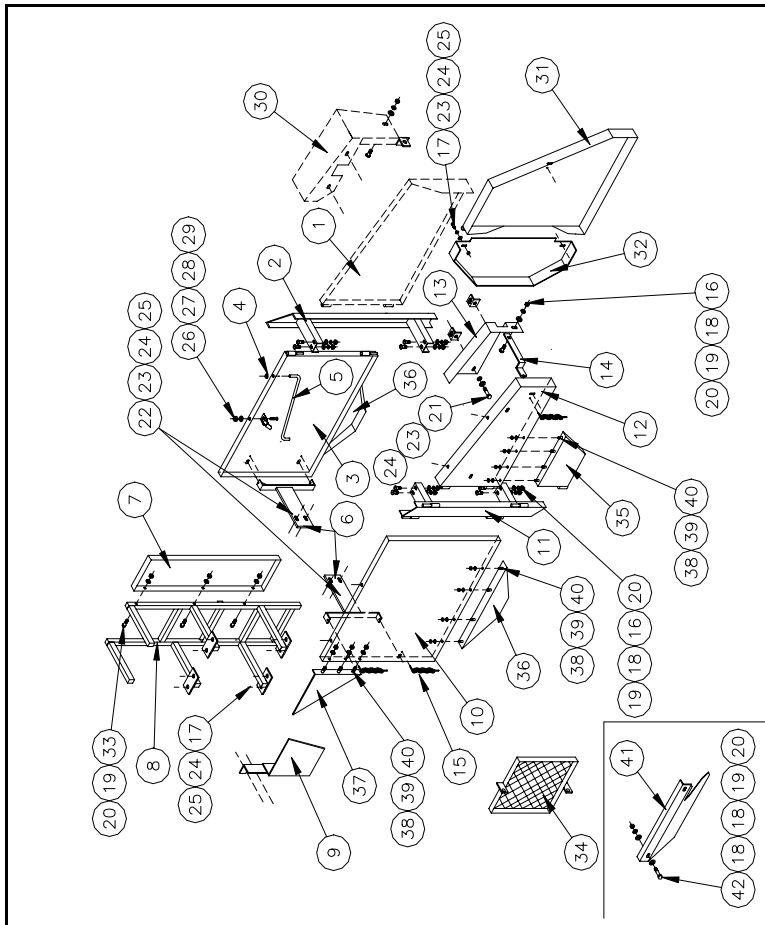
ITEM	PART NO	SERIAL NO OR YR	DESCRIPTION	QTY
23	48-090185	(1993-1996)	CAPSCREW, 3/8 X 1 3/4	2
25	68-0101000	(1993-1996)	HEX NUT, 5/16	24
26	68-010150	(1993-1996)	HEX NUT, 3/8	10
27	66-0101000	(1993-1996)	LOCKWASHER, 5/16	24
28	66-010150	(1993-1996)	LOCKWASHER, 3/8	12
29	62-010050	(1993-1996)	FLATWASHER, 5/16	24
30	62-010100	(1993-1996)	FLATWASHER, 3/8	4
31	33-050-068	(1993-1996)	ROD CLIP	7
32	58-020050	(1993-1996)	MACHINE SCREW, 10-24 X 12	7
33	66-010025	(1993-1996)	LOCKWASHER, 10 PLT	7
34	68-010020	(1993-1996)	HEX NUT, 10-24 PLT	7
35	33-080-703	(1993-1996)	SHIELD COVER	1
36	33-080-569	(1993-1996)	SHIELD, LOWER HEADER	1
37	52-050019	(1993-1996)	CARRIAGE SCREW, 5/16 X 1 1/4 G5	4
39	33-080-604	(1993-1996)	REAR, LWR HEADER SHIELD	1
40	33-023-548	(1993-1996)	LATCH, UPPER HEADER	1
41	33-080-627	(1993-1996)	SHIELD, A.L. FAN	1

### REAR HOOD ASSEMBLY



ITEM	PART NO	SERIAL NO OR YR	DESCRIPTION	QTY
1	33-080-667		REAR HOOD, 6R	1
2	33-027-441		HOOD DOOR, '88	2
3	58-020400		MACHINE SCREW, 1/4 X 1/2	6
4	66-010050		LOCKWASHER, 1/4	6
5	68-010050		HEX NUT, 1/4	6
6	52-050050		CARRIAGE SCREW, 3/8 X 2 1/4 G5	2
7	68-010150		HEX NUT, 3/8	4
8	66-010150		LOCKWASHER, 3/8	4
9	33-050-072		LATCH DOOR	2
10	58-010100		MACHINE SCREW, 10-24 X 3/4	2
11	66-010025		LOCKWASHER, 10	2
12	68-010020		HEX NUT, 10-24	2
13	52-050035		CARRIAGE SCREW, 3/8 X 1 G5	2
14	62-010100		FLATWASHER, 3/8 PLT	2

**SHIELD GROUP**  
(4-ROW WIDE BODY & (6-ROW) (1997- )

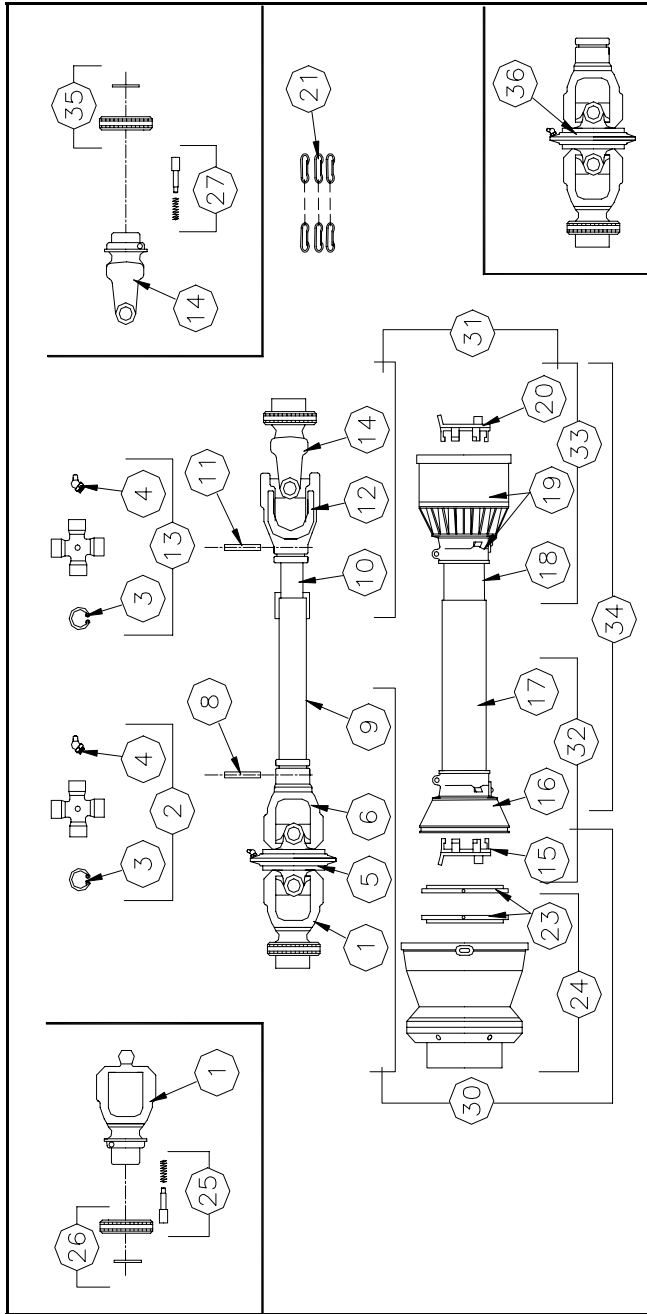


*NO*  
*CHANGES*  
EXCEPT PAGE  
NO. WAS 60



**1 3/4 1000 RPM CV  
DRIVELINE**  
(33-055-151) ( -1998)

**1 3/8 1000 RPM CV  
DRIVELINE**  
(33-055-152) ( -1998)



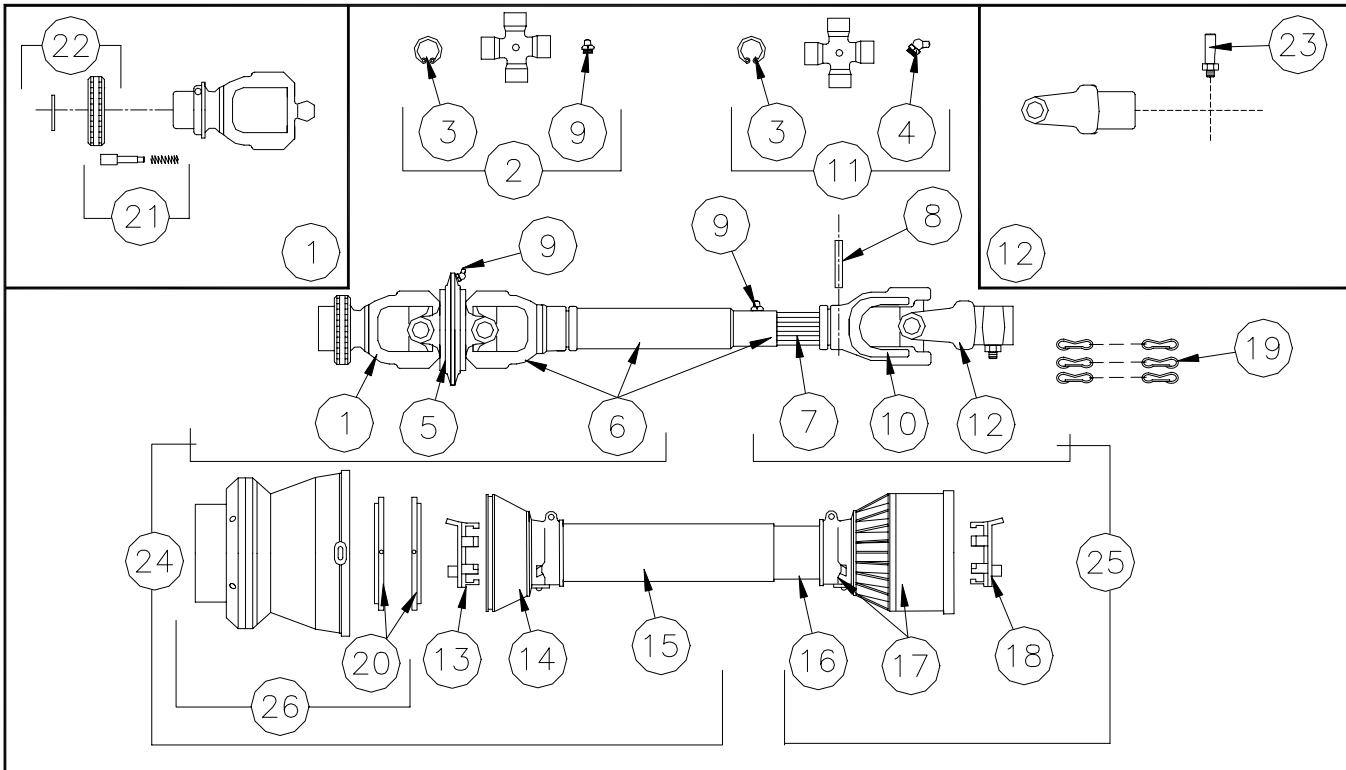
*NO  
CHANGES  
EXCEPT PAGE  
NO. WAS 61A*

### 1 3/4 1000 RPM CV DRIVELINE

(33-055-313) (1999- )

### 1 3/8 1000 RPM CV DRIVELINE

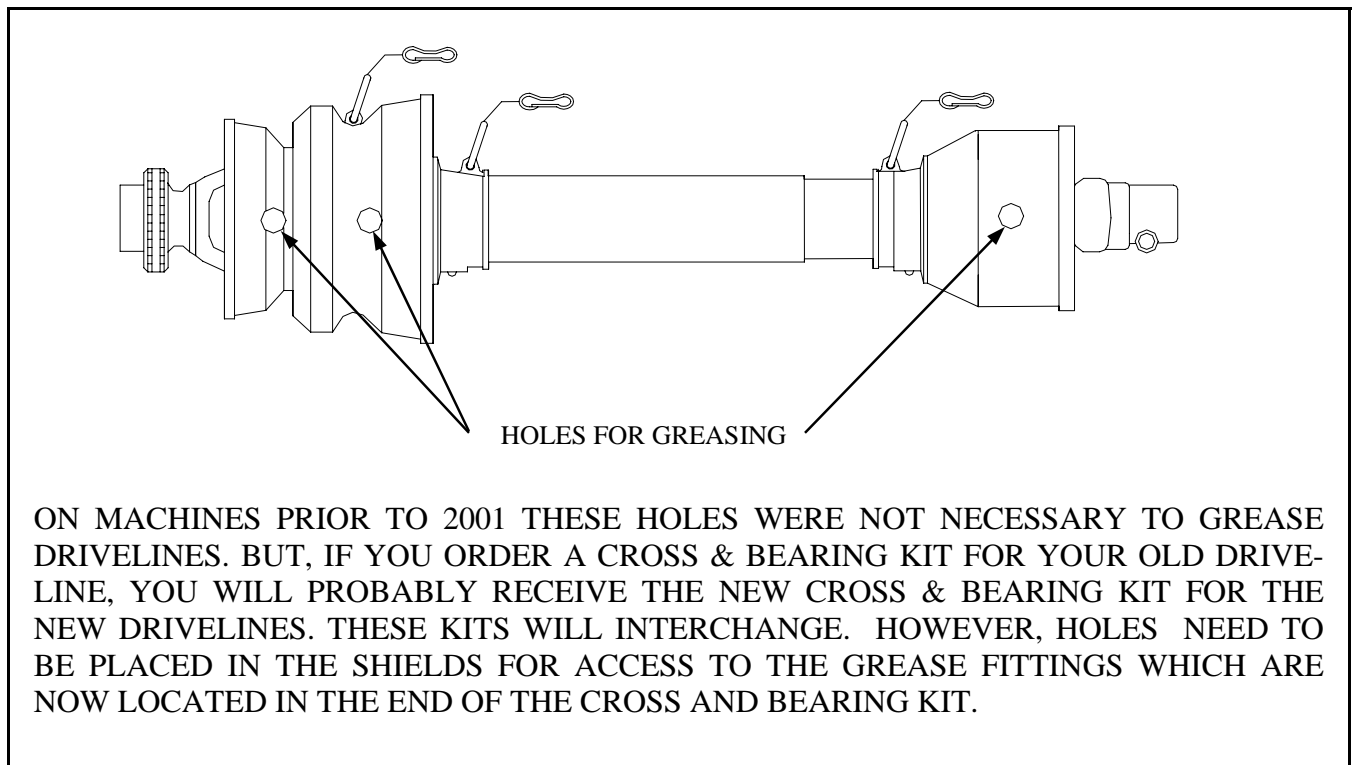
(33-055-314) (1999- )



ITEM	PART NO	SERIAL NO OR YR	DESCRIPTION	-313	-314
1	33-055-324		YOKE W/BRIDGE-1 3/4	1	-
	33-055-276		YOKE W/BRIDGE-1 3/8	-	1
2	33-055-325		CROSS KIT W/END LUBE	2	2
3	33-055-226		CIRCLIP	12	12
4	33-055-326		GREASE NIPPLE	1	1
5	33-055-288		CENTRAL BODY	1	1
6	33-055-280		YOKE W/TUBE & BUSH.	1	-
	33-055-287		YOKE W/TUBE & BUSH.	-	1
7	33-055-281		CM SPLINED MALE	1	-
	33-055-291		CM SPLINED MALE	-	1
8	33-055-282		SPRING DOWELS	1	1
9	33-055-101		GREASES NIPPLE	4	4
10	33-055-283		YOKE F. MALE	1	1
11	33-055-327		CROSS KIT W/END LUBE	1	1
12	33-055-265		YOKE, 1 3/8-21	1	1
13	33-055-269		SHIELD SUPPORT 8-9-0	1	1
14	33-055-328		SAFETY CONE	1	1
15	33-055-289		SAFETY TUBE	1	-
	33-055-299		SAFETY TUBE	-	1

ITEM	PART NO	SERIAL NO OR YR	DESCRIPTION	-313	-314
16	33-055-290		SAFETY TUBE	1	-
	33-055-300		SAFETY TUBE	-	1
17	33-055-329		SHIELD CONE	1	-
	33-055-330		SHIELD CONE	-	1
18	33-055-272		SHIELD SUPPORT 8-9-0	1	1
19	33-055-331		COMPLETE CHAIN	3	3
20	33-055-182		RING NUT DOWELS	1	1
21	33-055-284		COMPLETE PUSH BUTTON	2	-
	33-055-334		PUSH PIN, 1 3/8 Z6/21	-	2
22	33-055-185		HUB	1	-
	33-055-196		RS TW COLLAR	-	1
23	27-050-014		BOLT KIT, YOKE	1	1
24	33-055-335		HALF SHAFT, 1 3/4 TRACTOR	1	-
	33-055-336		HALF SHAFT, 1 3/8 TRACTOR	-	1
25	33-055-328		HALF SHAFT, IMP	1	-
	33-055-337		HALF SHAFT, IMP	-	1
26	33-055-332		COMPLETE SHELL	1	-
	33-055-333		COMPLETE SHELL	-	1

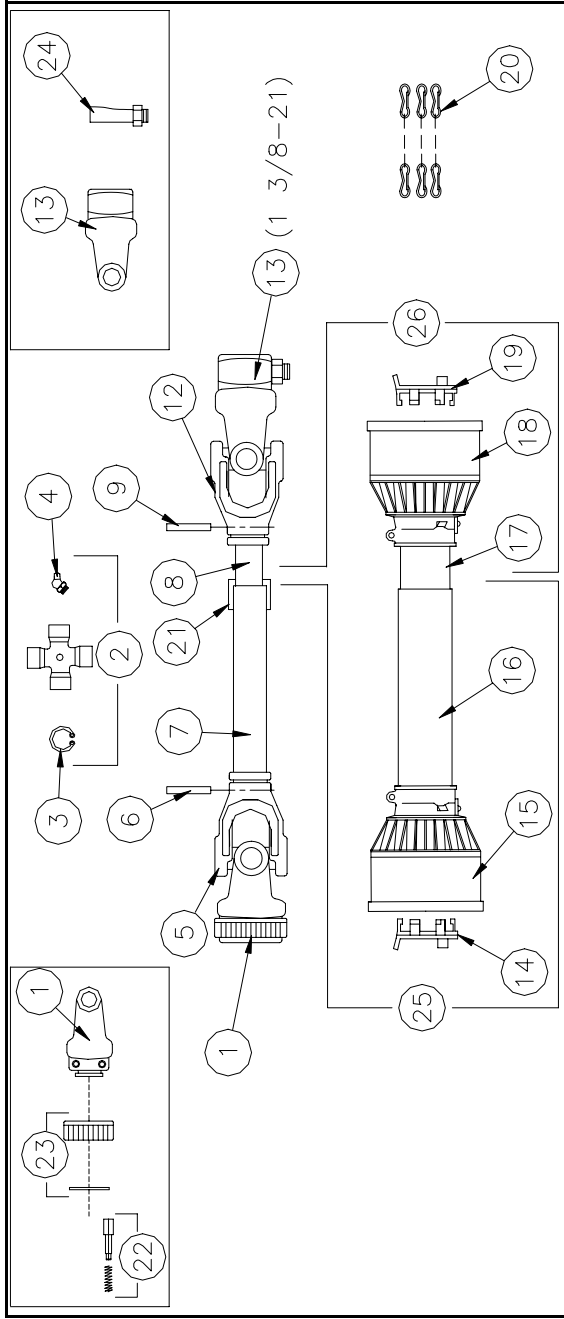
### FOR DRIVELINES PRIOR TO 2001



ON MACHINES PRIOR TO 2001 THESE HOLES WERE NOT NECESSARY TO GREASE DRIVELINES. BUT, IF YOU ORDER A CROSS & BEARING KIT FOR YOUR OLD DRIVE-LINE, YOU WILL PROBABLY RECEIVE THE NEW CROSS & BEARING KIT FOR THE NEW DRIVELINES. THESE KITS WILL INTERCHANGE. HOWEVER, HOLES NEED TO BE PLACED IN THE SHIELDS FOR ACCESS TO THE GREASE FITTINGS WHICH ARE NOW LOCATED IN THE END OF THE CROSS AND BEARING KIT.

**1 3/8-21 NON CV DRIVELINE**  
(33-055-160)

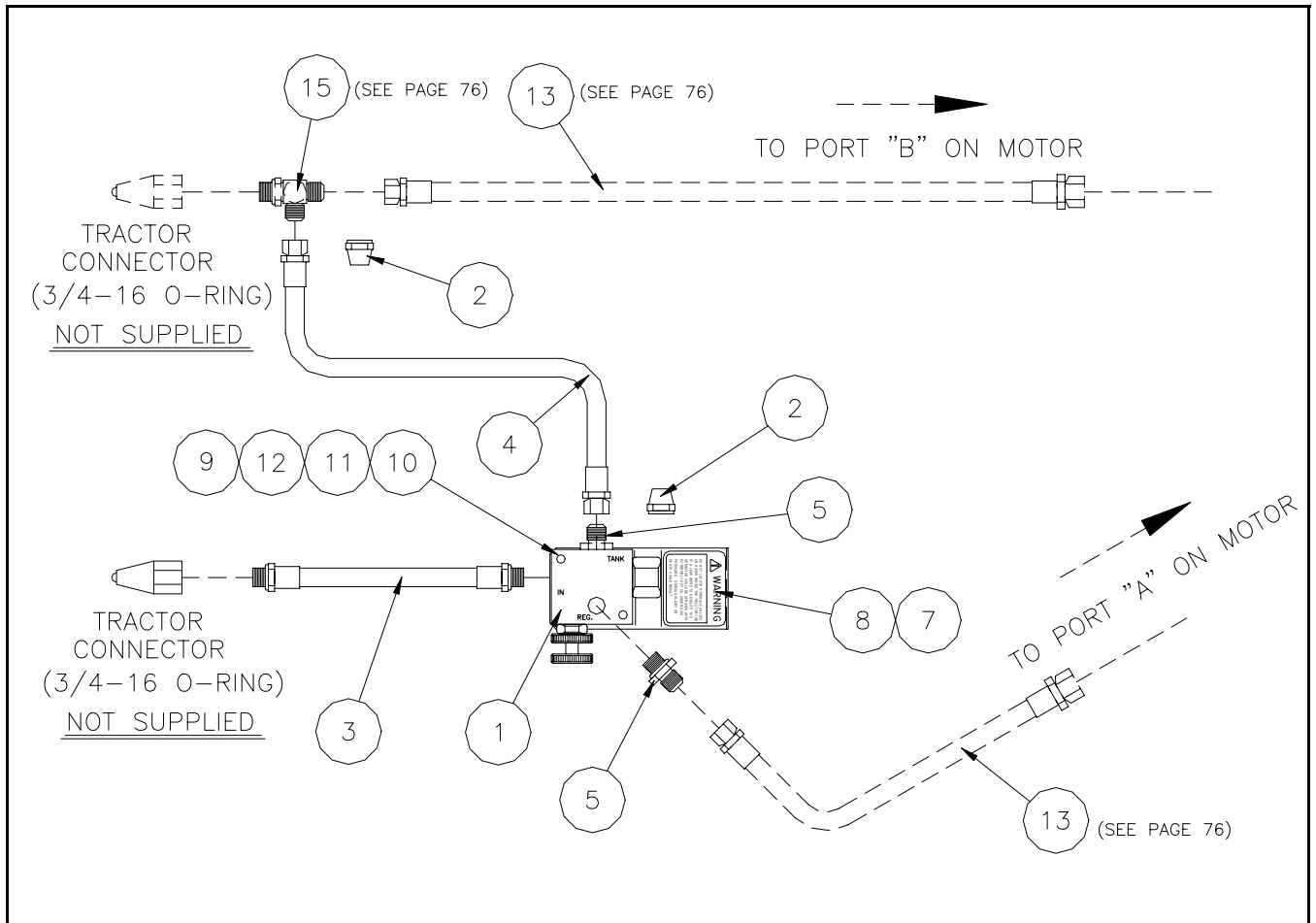
**1 3/4-20 NON CV DRIVELINE**  
(33-055-161)



ITEM	PART NO	SERIAL NO OR YR	DESCRIPTION	-160	-161
15	33-055-218		CONE WITH COLLAR	1	1
16	33-055-241		SAFETY TUBE	1	-
17	33-055-270		SAFETY TUBE	-	1
18	33-055-178		SAFETY TUBE	1	1
19	33-055-272		CONE WITH COLLAR	1	1
20	33-055-180		SHIELD SUPPORT 8-9-0	1	1
21	33-055-181		COMPLETE CHAIN	2	2
22	33-055-284		RING NUT	1	1
23	33-055-247		COMPLETE PUSH BUTTON	1	2
24	33-055-277		SLEEVE	1	1
25	33-055-278		PIVOT	1	1
26	33-055-273		HALF SHAFT, TRACTOR	1	-
27	33-055-279		HALF SHAFT, TRACTOR	-	1
28	33-055-274		HALF SHAFT, IMP 1 3/8-21	1	-
29	33-055-274		HALF SHAFT, IMP 1 3/4-20	-	1

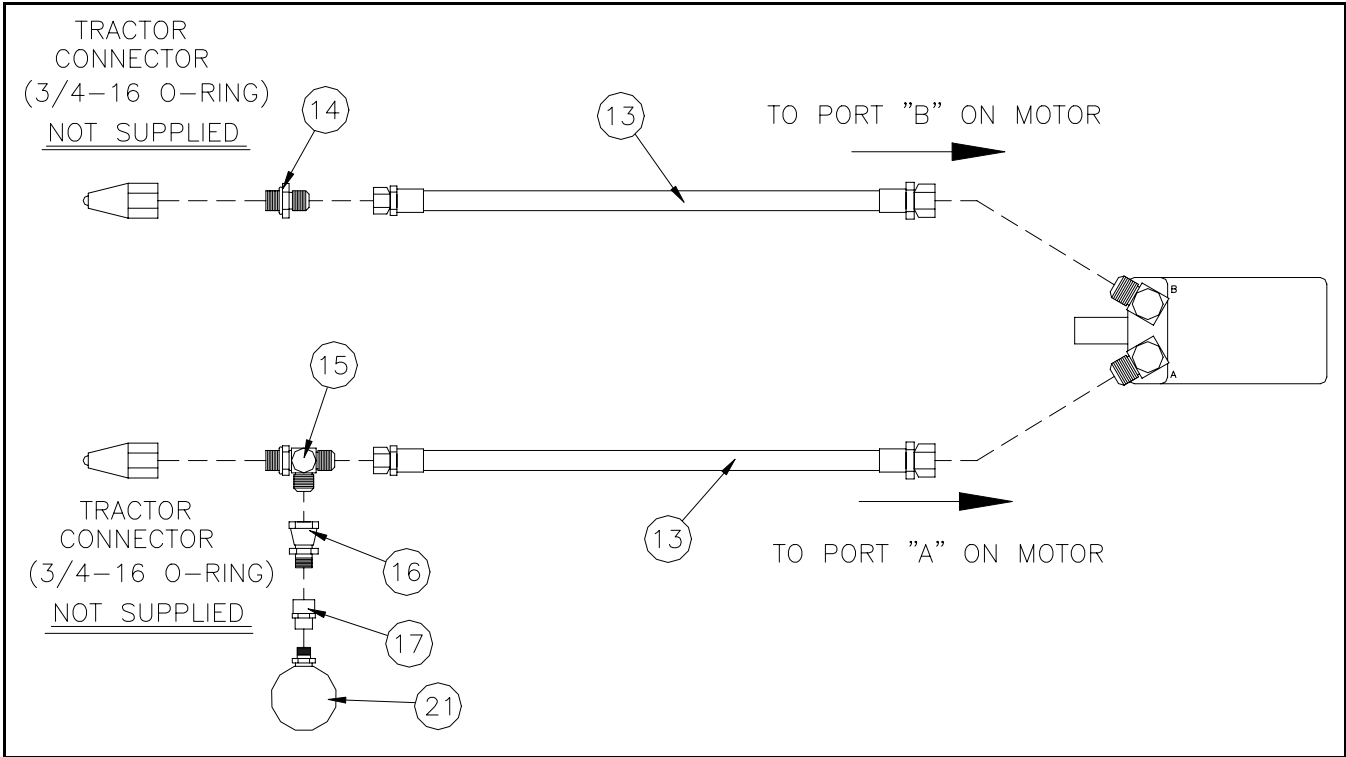
ITEM	PART NO	SERIAL NO OR YR	DESCRIPTION	-160	-161
1	02-055-043		YOKE RS, 1 3/8-21	1	-
2	02-055-044		YOKE RS, 1 3/4-20	-	1
3	02-055-048		CROSS JOURNAL ASSY	2	2
4	33-055-226		CIRCLIP	8	8
5	03-055-100		GREASE NIPPLE	2	2
6	33-055-208		OUTER TUBE YOKE	1	1
7	33-055-263		FLEXIBLE PIN	1	1
8	33-055-237		CARDAN TUBE	1	-
9	33-055-209		CARDAN TUBE	-	1
10	33-055-264		CM CARDAN TUBE	1	1
11	33-055-266		FLEXIBLE PIN	1	1
12	33-055-267		COVER	1	1
13	33-055-268		COVER	1	1
14	33-055-171		INNER TUBE YOKE	1	1
15	33-055-265		YOKE, 1 3/8-21	1	1
16	33-055-269		SHIELD SUPPORT 8-9-0	1	1

FLOW CONTROL KIT (33-081-229)



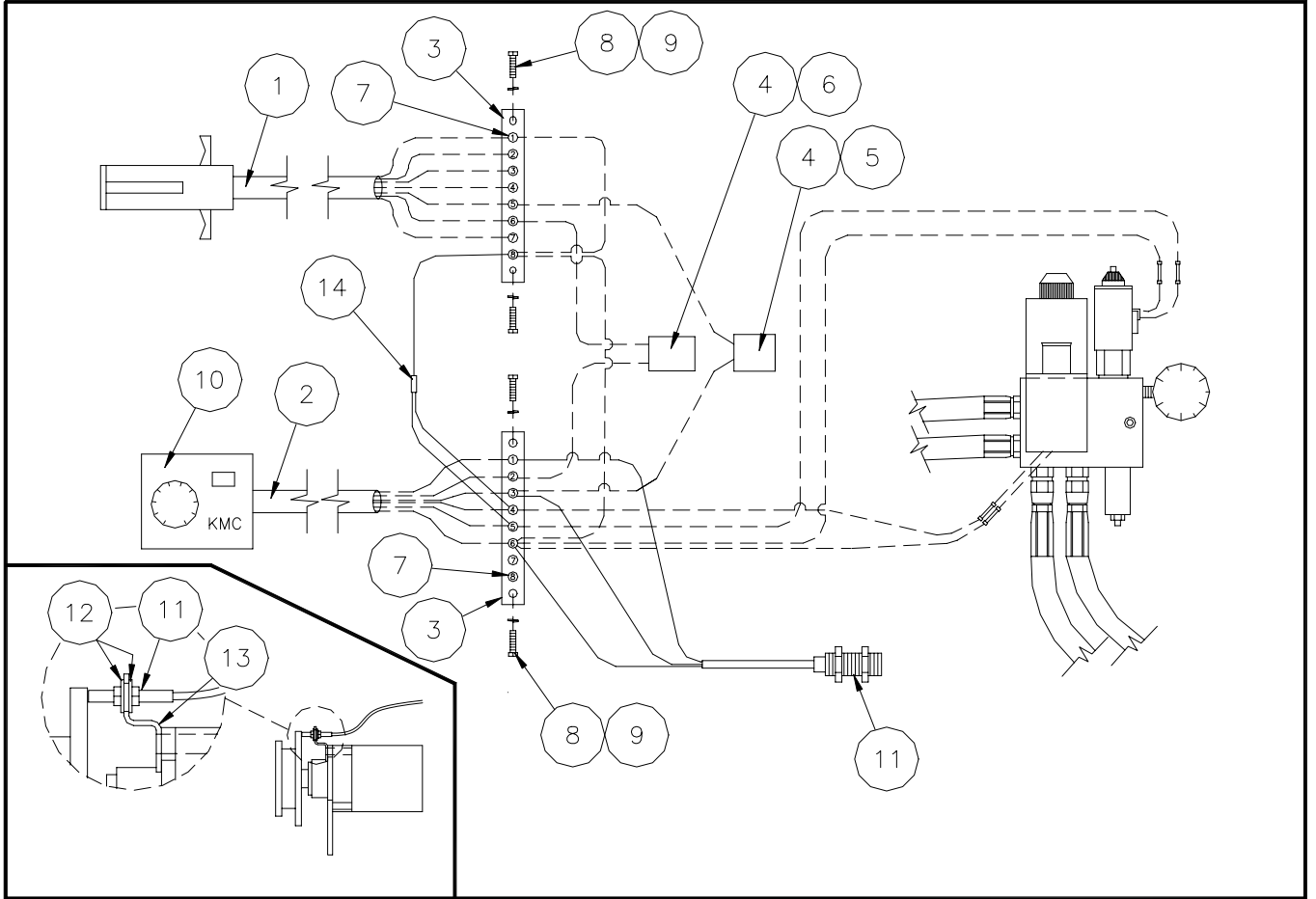
*NO*  
*CHANGES*  
EXCEPT PAGE  
NO. WAS 66

# CONVERSION KIT



*NO*  
*CHANGES*  
EXCEPT PAGE  
NO. WAS 67

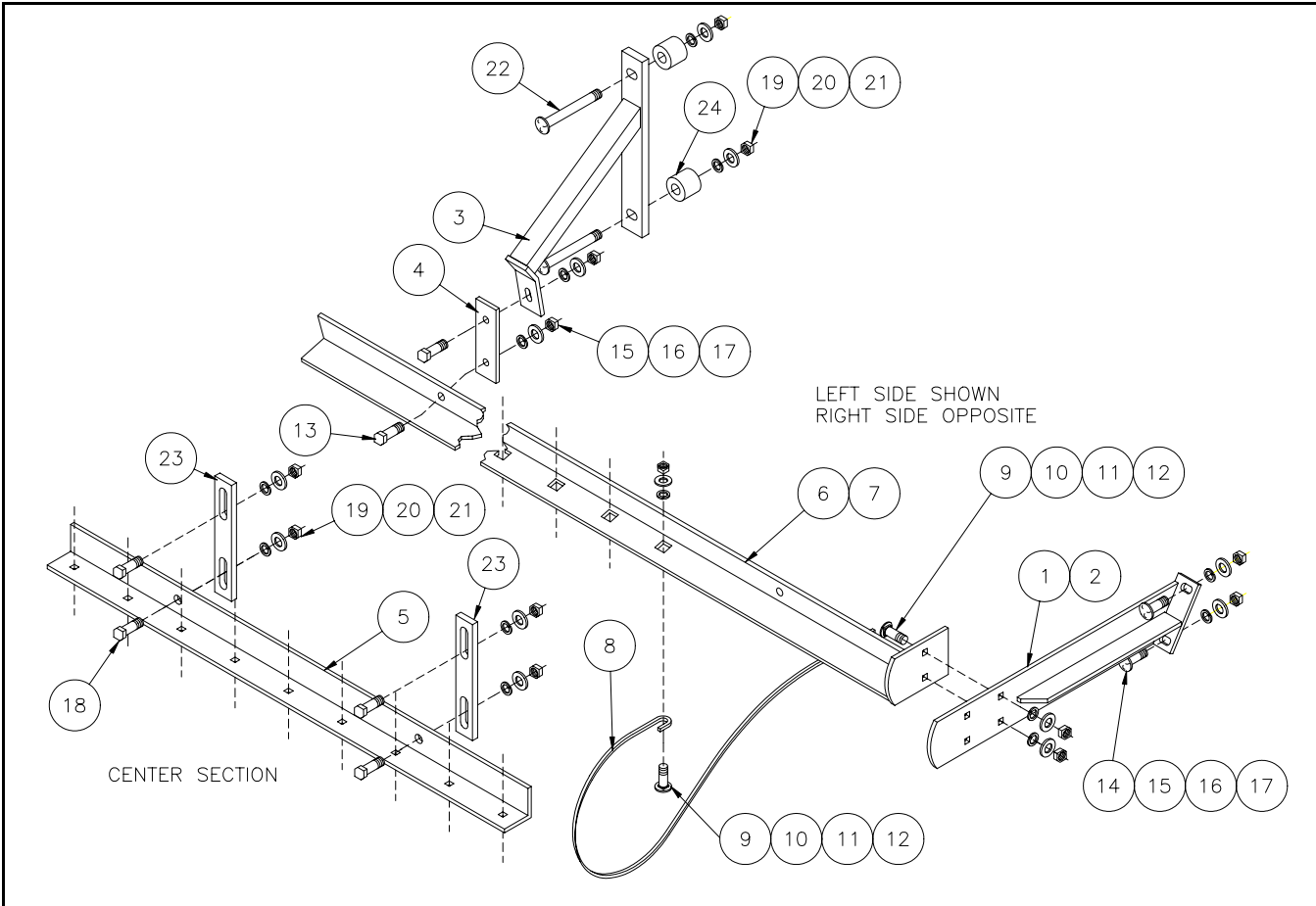
HYDRAULIC HEADER WIRING  
( -1996)



*NO*  
*CHANGES*  
EXCEPT PAGE  
NO. WAS 68

**(6-ROW) VINE HOLD DOWN KIT**  
 (33-082-011)( -1998) & (2000- )

**(6x40/8x30) VINE HOLD DOWN KIT**  
 (33-082-023)



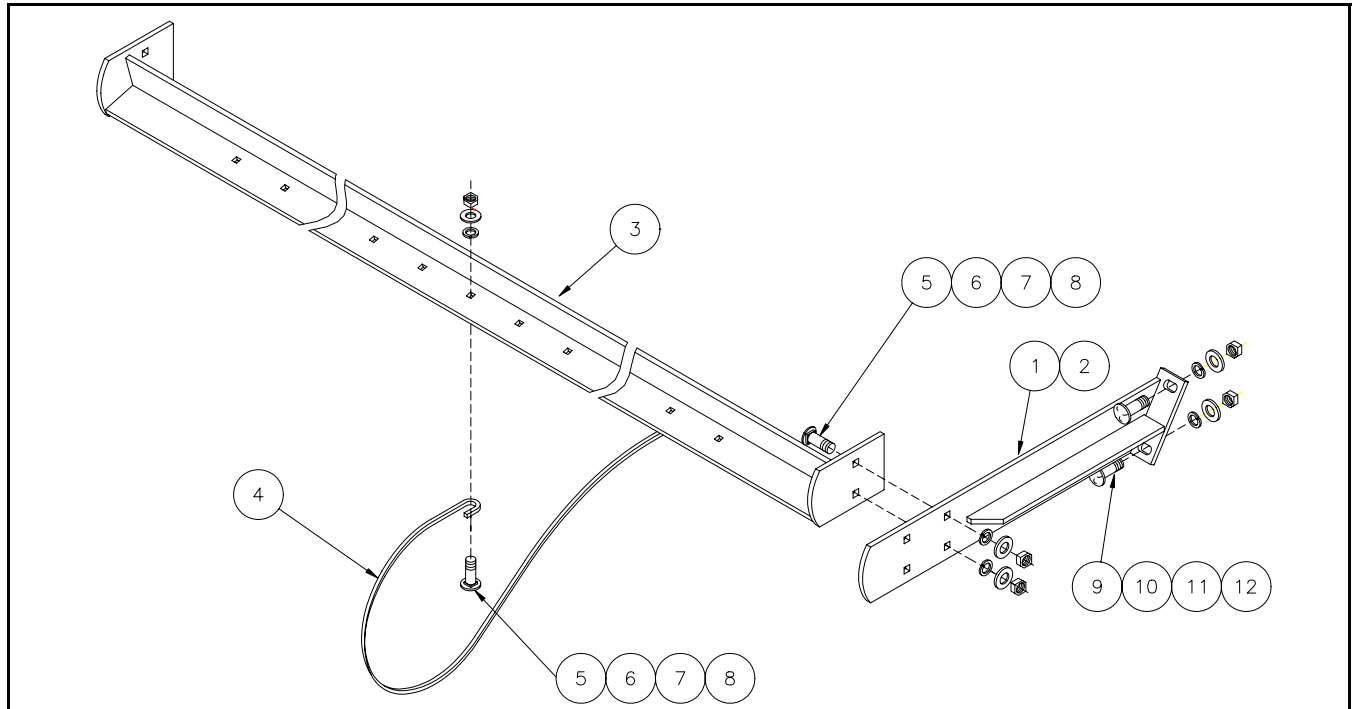
ITEM	PART NO	SERIAL NO OR YR	DESCRIPTION	6R	6X40 8X30
1	33-080-728		SUPPORT, LT VINE HOLD DOWN	1	1
2	33-080-729		SUPPORT, RT VINE HOLD DOWN	1	1
3	33-080-801		SUPPORT ARM, V.H.D.	2	2
4	33-023-689		SPACER, V.H.D. BAR	2	2
5	33-025-329		ANGLE, V.H.D. CNT	1	-
	33-025-399		ANGLE, V.H.D. CNT 6X40/8X30	-	1
6	33-080-797		BAR, LT. VINE HOLD DOWN	1	1
7	33-080-798		BAR, RT VINE HOLD DOWN	1	1
8	33-050-075	( -1997)	ROD, VINE HOLD DOWN (LARGE LOOP)	(27)	-
	33-050-253	(1998- )	ROD, VINE HOLD DOWN (SMALL LOOP)	27	28
9	52-050019		CARRIAGE SCREW, 5/16 X 1 1/4 G5 PLT	31	32
10	62-010050		FLATWASHER, 5/16 STD PLT	27	28
11	66-010100		LOCKWASHER, 5/16 REG PLT	31	32
12	68-010100		HEX NUT, 5/16 PLT	31	32
13	48-090100		CAPSCREW, 3/8 X 1 G5 PLT	4	4
14	52-050040		CARRIAGE SCREW, 3/8 X 1 1/4 G5 PLT	4	4
15	62-010100		FLATWASHER, 3/8 STD PLT	8	8
16	66-010150		LOCKWASHER, 3/8 REG PLT	8	8
17	68-010150		HEX NUT, 3/8 PLT	8	8



ITEM	PART NO	SERIAL NO OR YR	DESCRIPTION	6R	6X40 8X30
18	48-090596		CAPSCREW, 1/2 X 1 3/4 G5 PLT	4	3
19	62-010200		FLATWASHER, 1/2 STD PLT	8	10
20	66-010250		LOCKWASHER, 1/2 REG PLT	8	10
21	68-010250		HEX NUT, 1/2 PLT	8	10
22	52-050260		CARRIAGE SCREW, 1/2 X 3 1/4 G5 PLT	4	4
23	33-023-732		CONNECTOR, V.H.D.	2	3
24	33-024-312		SPACER, 1 3/16	4	4

**(6-ROW) VINE HOLD DOWN KIT**  
(33-082-021) (1999)

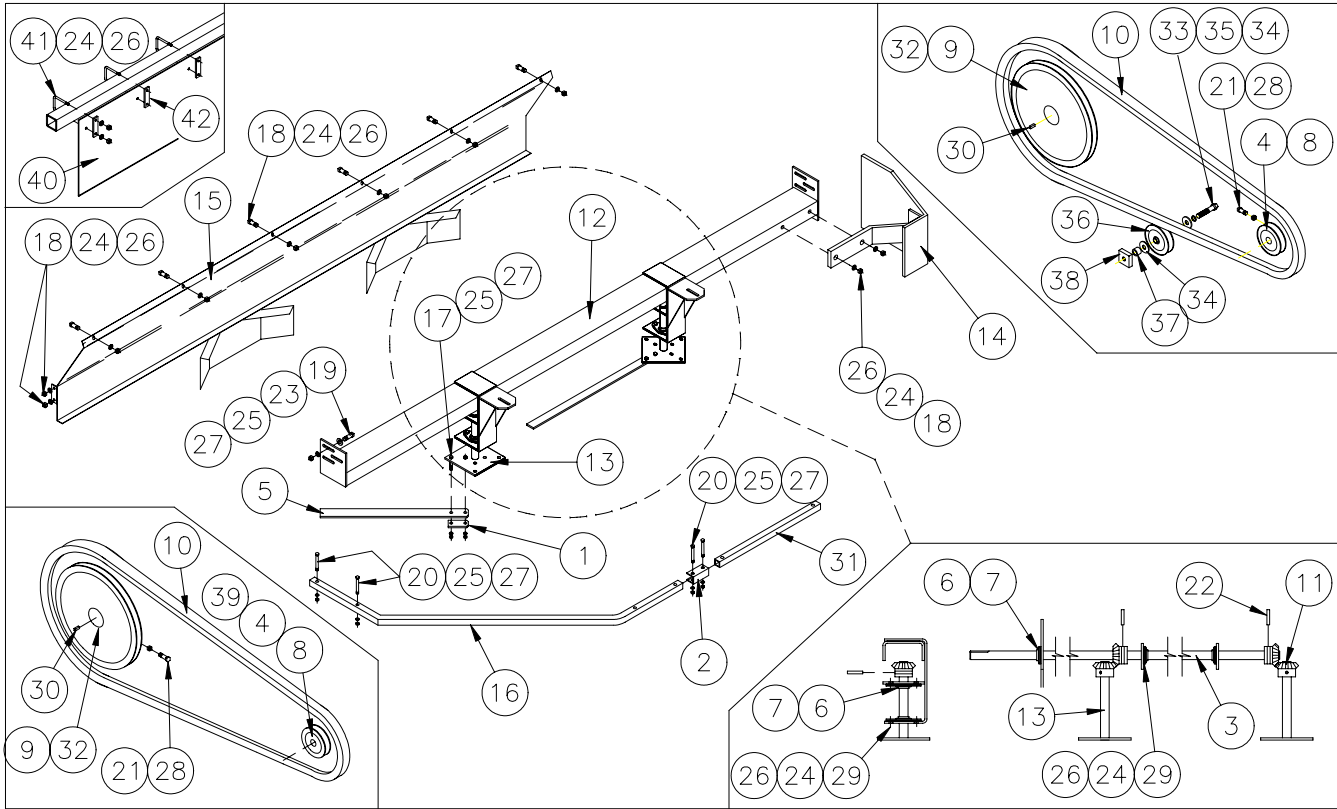
**(6X30) VINE HOLD DOWN KIT**  
(33-082-022)



ITEM	PART NO	SERIAL NO OR YR	DESCRIPTION	6R	6X30
1	33-080-728		SUPPORT, LT VINE HOLD DOWN	(1)	1
2	33-080-729		SUPPORT, RT VINE HOLD DOWN	(1)	1
3	33-070-007		BAR, VINE HOLD DOWN	(1)	1
4	33-050-075	( -1997)	ROD, VINE HOLD DOWN (LARGE LOOP)	(27)	-
	33-050-253	(1998- )	ROD, VINE HOLD DOWN (SMALL LOOP)	(27)	21
5	52-050019		CARRIAGE SCREW, 5/16 X 1 1/4 G5 PLT	(31)	25
6	62-010050		FLATWASHER, 5/16 STD PLT	(27)	21
7	66-010100		LOCKWASHER, 5/16 REG PLT	(31)	25
8	68-010100		HEX NUT, 5/16 PLT	(31)	25
9	52-050040		CARRIAGE SCREW, 3/8 X 1 1/4 G5 PLT	(4)	4
10	62-010100		FLATWASHER, 3/8 STD PLT	(4)	4
11	66-010150		LOCKWASHER, 3/8 REG PLT	(4)	4
12	68-010150		HEX NUT, 3/8 PLT	(4)	4

(4RWB) VINE SPREADER  
(33-082-012)

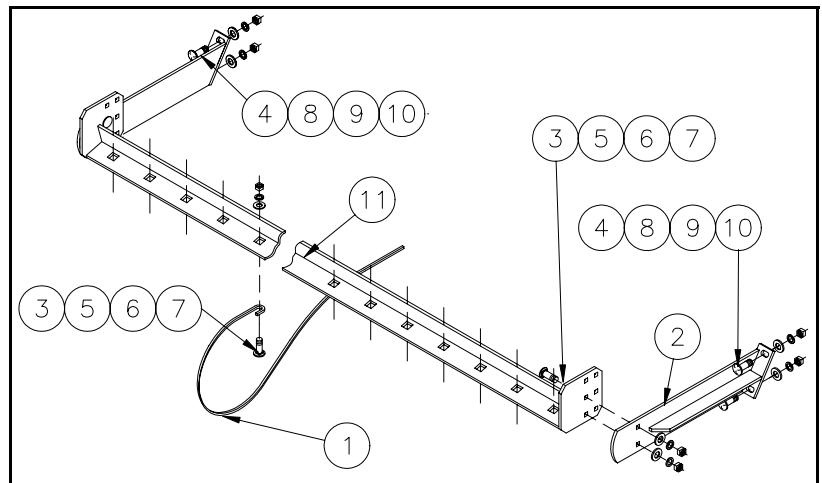
(6-ROW) VINE SPREADER  
(33-082-010) ( -1996) (33-082-016) (1997- )



ITEM	PART NO	SERIAL NO OR YR	DESCRIPTION	4RWB	6R
1	33-023-227		BRACE, BEATER PLATE REINFORCE	8	8
2	33-027-679		CUP, VINE STRIPPER	2	2
3	33-026-247		SHAFT, VINE SPREADER	1	1
4	03-026-042		KEY, 1/4 X 1 9/16	1	1
5	33-050-057		BLADE, VINE SPREADER	8	8
6	21-051-005		UNIT, 1" 205 TRI-PLY BEARING	7	7
7	04-051-002		FLANGE, 52 MST	14	14
8	33-053-037		SHEAVE, AIR LIFT FAN	1	-
	33-053-052	( -2000)	SHEAVE	-	(1)
	33-053-003	(2001- )	SHEAVE, 5.5 OB X 1 B DRIVE	1	-
9	33-053-099		SHEAVE, 1B 16.0	1	1
10	33-053-108		BELT, B148	1	1
11	33-057-005		GEAR, 1" SHAFT MITER	4	4
12	33-080-726		SUPPORT, VINE SPREADER	1	1
13	33-080-724		PIVOT, VINE SPREADER	2	2
14	33-080-255		GUARD, SHEAVE	1	1
15	33-080-725		GUARD, VINE SPREADER	1	1
16	33-024-171		GUARD, VINE SPREADER	2	2
17	48-090185		CAPSCREW, 3/8 X 1 3/4 G5 PLT	16	16
18	48-090043		CAPSCREW, 5/16 X 3/4 G5 PLT	12	12
19	48-090100		CAPSCREW, 3/8 X 1 G5 PLT	8	8
20	48-090200		CAPSCREW, 3/8 X 2	8	8
21	54-010170		SETSCREW, 3/8 X 1 SQ HD	-	2
22	03-050-078		ROLL PIN, 5/16 X 1 3/4	4	4
23	62-010100		FLATWASHER, 3/8 STD PLT	8	8

ITEM	PART NO	SERIAL NO OR YR	DESCRIPTION	4RWB	6R
24	66-010100		LOCKWASHER, 5/16 PLT	42	42
25	66-010150		LOCKWASHER, 3/8 PLT	32	32
26	68-010100		HEX NUT, 5/16 PLT	42	42
27	68-010150		HEX NUT, 3/8 PLT	32	32
28	70-010051		JAM NUT, 3/8 HEX PLT	-	2
29	48-090036		CAPSCREW, 5/16 X 1 G5 PLT	14	14
30	33-026-087		KEY, 3/8 X 1 5/8	1	1
31	33-024-290		GUARD, EXTENSION	1	1
32	33-053-028		BUSHING, Q1 1 3/4 TAPER	1	1
33	48-091050		CAPSCREW, 5/8X 3 1/2 G5 PLT	-	1
34	62-010250		FLATWASHER, 5/8 STD PLT	-	4
35	66-010300		LOCKWASHER, 5/8 PLT	-	1
36	03-053-023		IDLER, 1 X 5 1/2	-	1
37	33-024-048	( -1999)	SPACER, 3/4 IDLER	-	(1)
	33-024-057	(2000- )	SPACER, 1 " IDLER	-	1
38	33-023-098		BLOCK, IDLER	-	1
39	33-053-038	( -1998)	BUSHING, H-1 TAPER	(1)	-
	33-053-148	(1999- )	BUSHING, 1 3/4 SK-QD TAPER	1	-
40	33-050-241	(1997- )	CURTAIN, REAR	1	1
41	15-050-089	(1997- )	"U"-BOLT, 5/16 X 3 3/8 X 2 7/8	8	8
42	33-03-835	(1997- )	PLATE, CAP	8	8

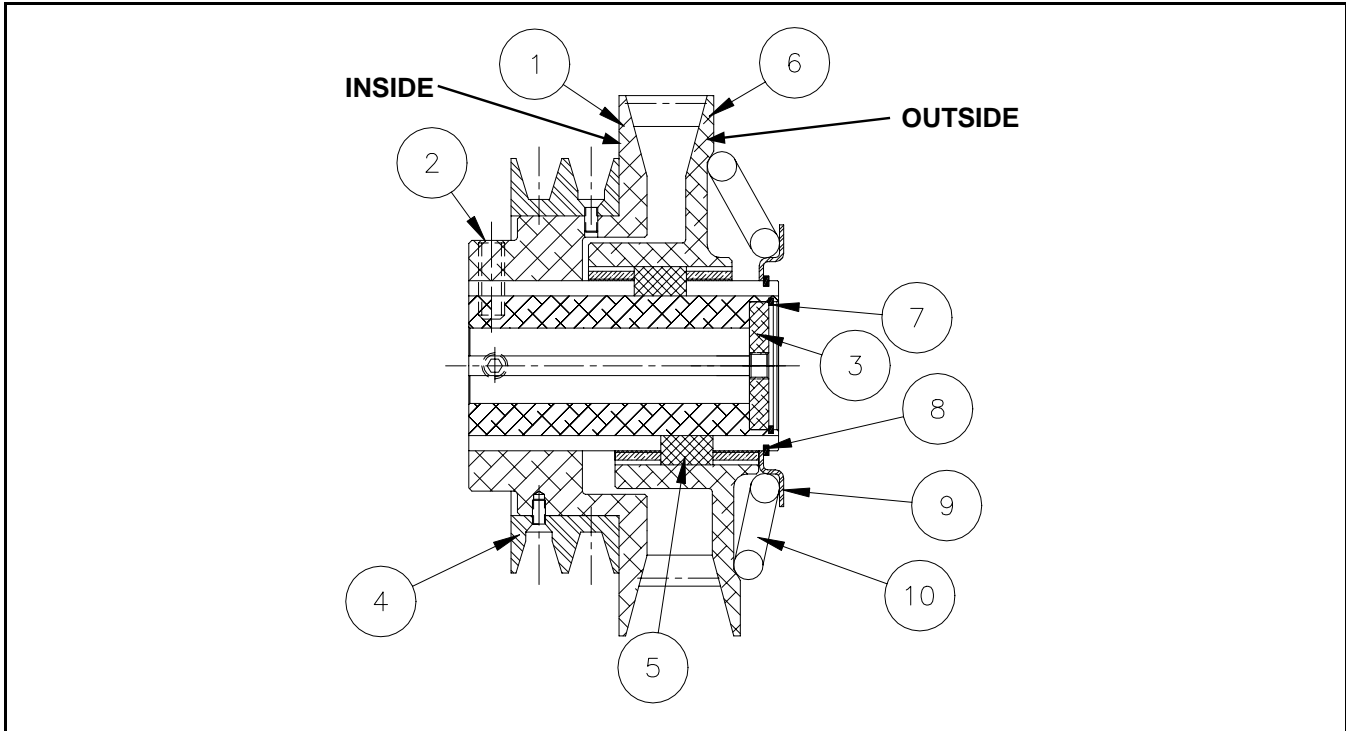
(4-ROW)  
VINE HOLD DOWN KIT  
(33-082-004)



ITEM	PART NO	SERIAL NO OR YR	DESCRIPTION	QTY
1	33-050-075	( -1997)	VINE HOLD DOWN ROD (Large Loop)	(18)
	33-050-253	(1998- )	ROD, VINE HOLD DOWN (Small Loop)	18
2	33-080-512		VINE HOLD DOWN SUPPORT, LT	1
	33-080-513		VINE HOLD DOWN SUPPORT, RT	1
3	52-050019		CARRIAGE SCREW, 5/16 X 1 1/4 G5 PLT	22
4	52-050040		CARRIAGE SCREW, 3/8 X 1 1/4 G5 PLT	4
5	62-010100		FLATWASHER, 5/16 PLT	18
6	66-010100		LOCKWASHER, 5/16 PLT	22
7	68-010100		HEX NUT, 5/16 PLT	22
8	62-010100		FLATWASHER, 3/8 PLT	4
9	66-010150		LOCKWASHER, 3/8 PLT	4
10	68-010150		HEX NUT, 3/8 PLT	4
11	33-080-514		VINE HOLD DOWN FRONT BAR	1

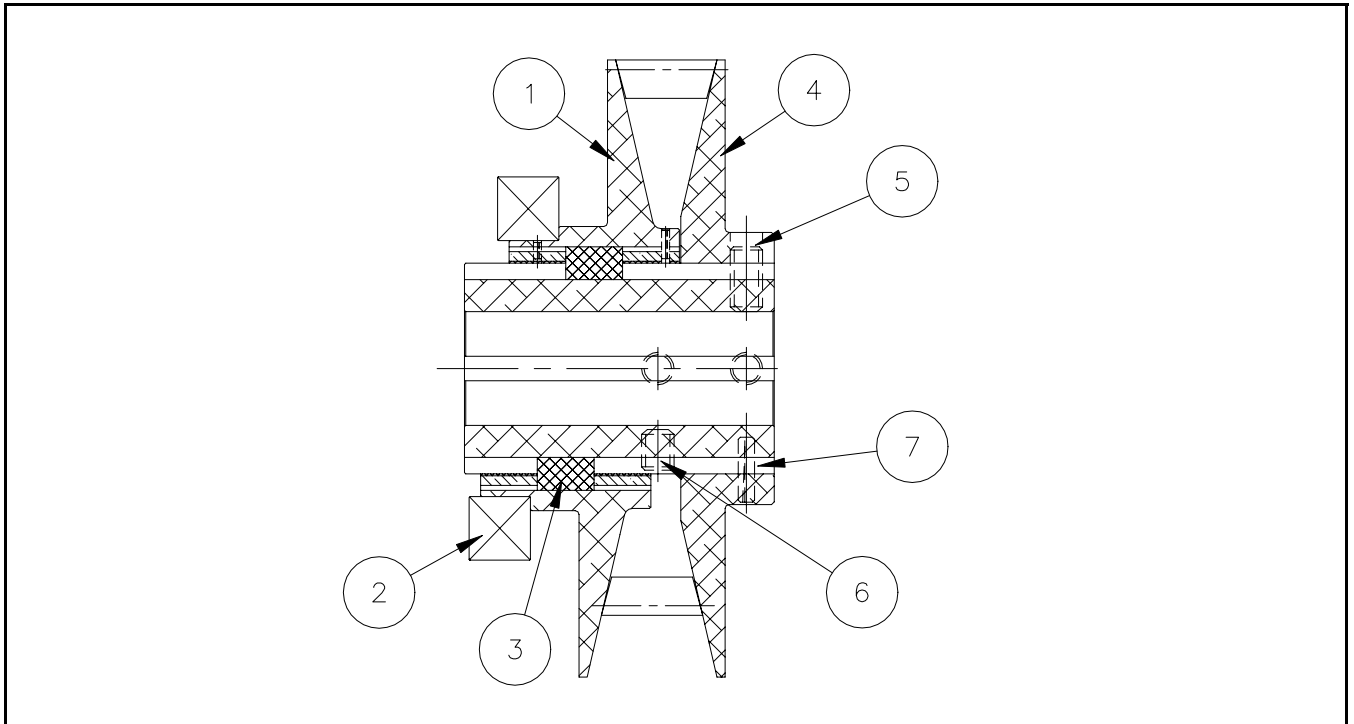
## 4-ROW WIDE BODY VARIABLE PITCH SHEAVE (FRONT)

(33-053-145)



ITEM	PART NO	SERIAL NO OR YR	DESCRIPTION	QTY
1	33-053-166		SHEAVE	1
2	54-020160		SETSCREW, 1/2 X 1 1/4 SKT HD	2
3	33-053-173		PLUG ADAPTER	1
4	33-053-147		KIT, DBL. GROOVE SHEAVE	1
5	33-053-174		KEY	2
6	33-053-180		SHEAVE	1
7	33-053-179		RETAINING RING	1
8	33-053-177		RETAINING RING	1
9	33-053-178		SPRING RETAINER	1
10	33-053-176		SPRING	1

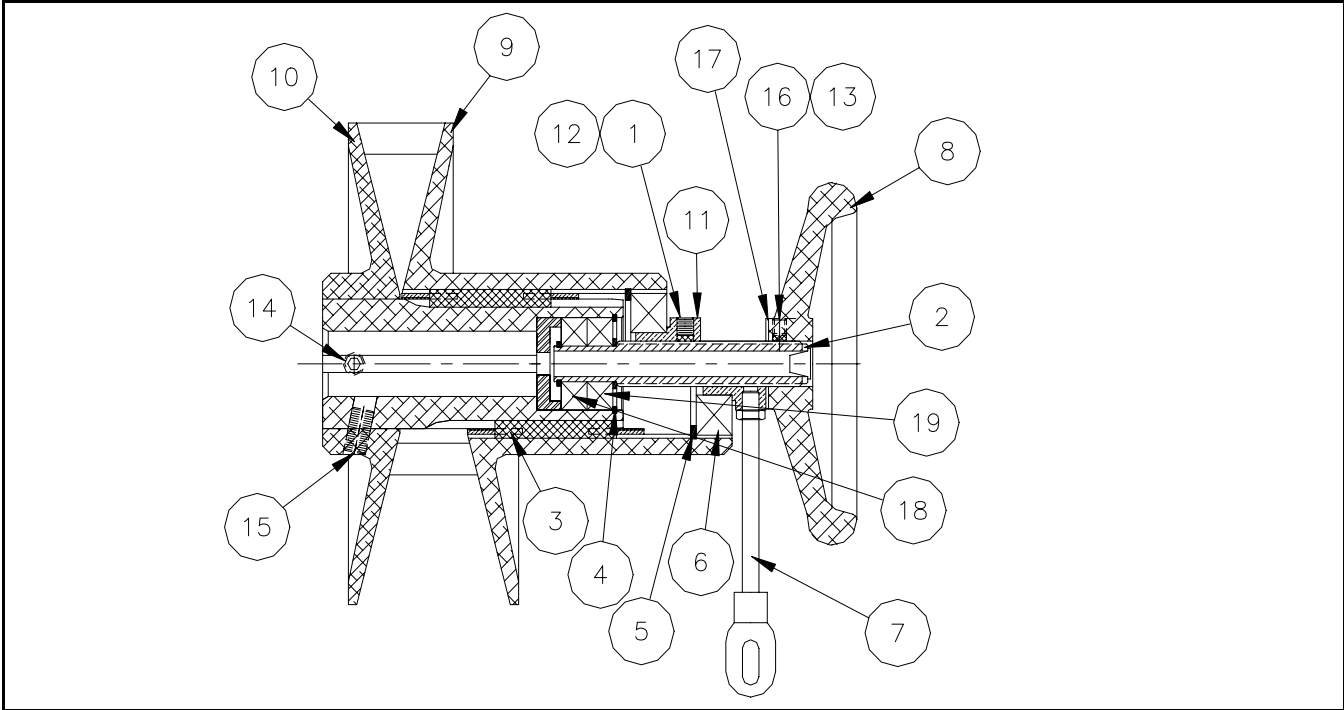
**4-ROW WIDE BODY VARIABLE PITCH SHEAVE (REAR)**  
(33-053-144)



ITEM	PART NO	SERIAL NO OR YR	DESCRIPTION	QTY
1	33-053-181		SHEAVE INSIDE	1
2	33-053-182		BEARING	1
3	33-053-183		KEY	1
4	33-053-184		SHEAVE OUTSIDE	1
5	54-010251		SETSCREW, 1/2 X 1 SQ HD CUPPT	2
6	54-020100		SETSCREW, 1/2 X 5/8 SKT HD CUPPT	1
7	33-053-185		DRIV-LOK PIN	1

## 6-ROW VARIABLE PITCH SHEAVE (FRONT)

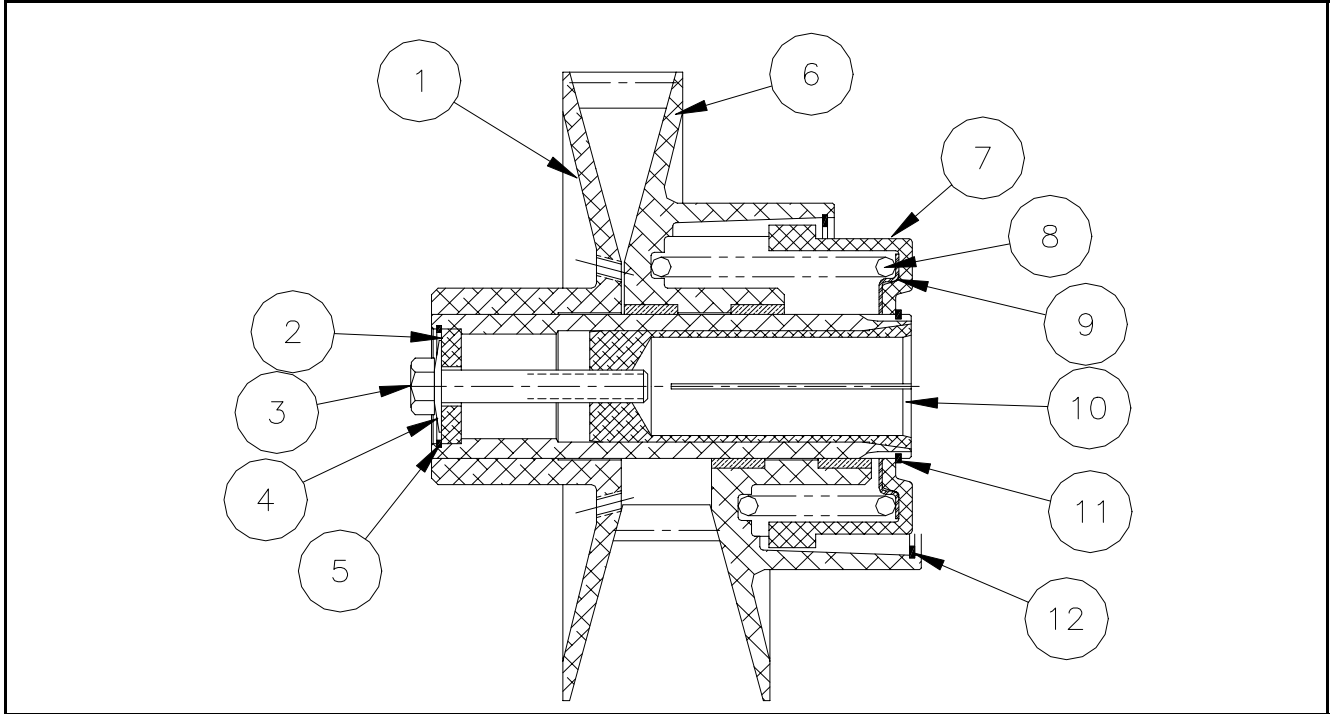
(33-053-085)



ITEM	PART NO	SERIAL NO OR YR	DESCRIPTION	QTY
1	54-020010		SETSCREW, 3/8 X 3/8 ALLEN HD	1
2	33-053-132		SUB-ASSEMBLY	1
3	33-053-139		KEY	2
4	33-053-134		RETAINING RING, 226	1
5	33-053-136		RETAINING RING	1
6	33-053-135		BEARING	1
7	33-053-133		SUB-ASSEMBLY	1
8	33-053-149		HANDWHEEL	1
9	33-053-175		SHEAVE, INSIDE	1
10	33-053-172		SHEAVE, OUTSIDE	1
11	33-053-160		THRUST NUT	1
12	33-053-165		BUTTON	1
13	33-053-162		BUTTON, NYLON	1
14	54-010251		SETSCREW, 1/2 X 1 SQ HD	1
15	54-010253		SETSCREW, 1/2 X 1 1/4 SQ HD	1
16	54-020080		SETSCREW, 5/16 X 3/8 ALLEN HD	1
17	33-053-159		WASHER	1
18	33-053-156		BEARING, STEM END	1
19	33-053-157		BEARING, OUTSIDE	1

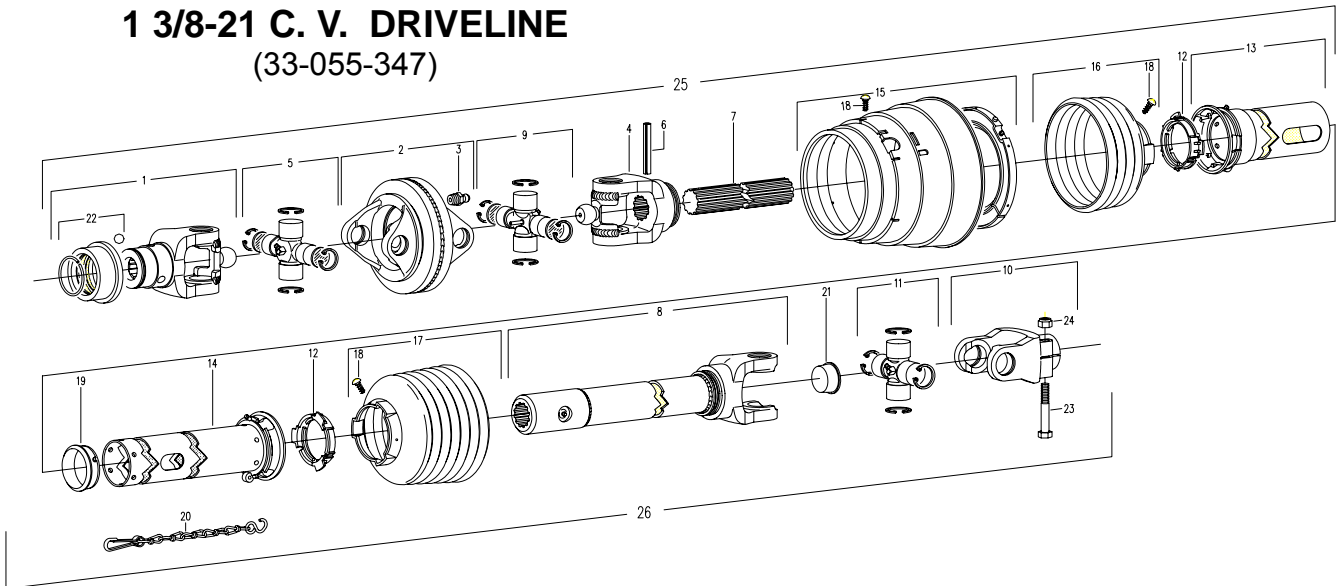
## 6-ROW VARIABLE PITCH SHEAVE (REAR)

(33-053-086)



ITEM	PART NO	SERIAL NO OR YR	DESCRIPTION	QTY
1	33-053-158		SHEAVE OUTSIDE	1
2	33-053-161		PLUG ADAPTER	1
3	48-091050		CAPSCREW, 5/8 X 3 1/2	1
4	33-053-140		COMPRESSION WASHER	1
5	33-053-163		RETAINING RING	1
6	33-053-164		SHEAVE INSIDE	1
7	33-053-167		SPRING CAP	1
8	33-053-168		SPRING	1
9	33-053-169		SPRING RETAINER	1
10	33-053-087		COLLET, 1 3/4 W/T	1
11	33-053-170		RETAINING RING	1
12	33-053-171		RETAINING RING	1

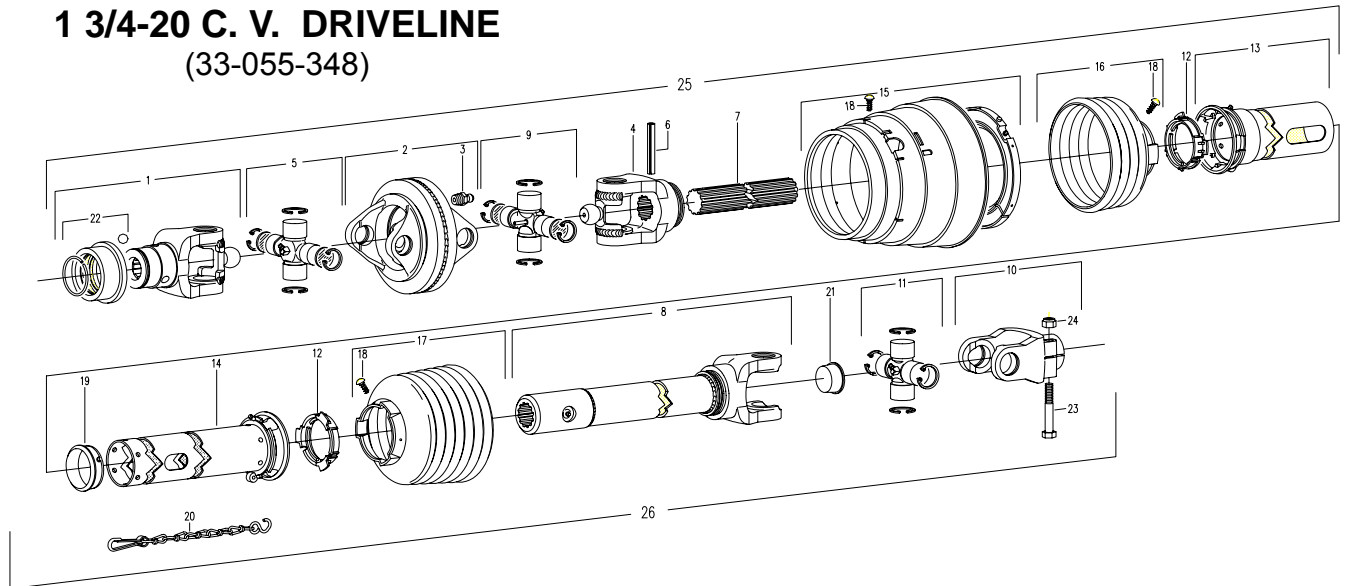
# 1 3/8-21 C. V. DRIVELINE (33-055-347)



ITEM	PART NO	SERIAL NO OR YR	DESCRIPTION	QTY
1	33-055-067		YOKE, 1 3/8-21 SPL	1
2	33-055-068		DOUBLE YOKE	1
3	33-055-069		GREASE ZERK	1
4	33-055-377		INBOARD YOKE, 40X36	1
5	33-055-071		CROSS & BEARING KIT	1
6	33-055-072		SPRING PIN, 10 X 90	1
7	33-055-378		INNER PROFILE 40X36	1
8	33-055-380		YOKE, TUBE & SLEEVE W.A.	1
9	33-055-382		CROSS & BEARING KIT	1
10	33-055-076		YOKE, 1 3/8-21 SPL	1
11	33-055-077		CROSS & BEARING KIT	1
12	33-055-078		BEARING RING SC25	2
13	33-055-383		OUTER SHIELD TUBE OVL	1
14	33-055-385		INNER SHIELD TUBE RND	1
15	33-055-081		CV CONE & BEARING ASSY	1
16	33-055-388		SHIELD CONE 4 RIB	1
17	33-055-083		SHIELD CONE 7 RIB	1
18	33-055-084		SCREW	8
19	33-055-085		SUPPORT BEARING	1
20	33-055-086		SAFETY CHAIN	1
21	33-055-391		CAP PLUG	1
22	33-055-090		AS COL KIT	1
23	33-055-392		BOLT, M12	1
24	41-055-015		NUT, M12	1
25	33-055-393		MALE HALF SHAFT	1
26	33-055-394		FEMALE HALF SHAFT	1




# 1 3/4-20 C. V. DRIVELINE (33-055-348)




ITEM	PART NO	SERIAL NO OR YR	DESCRIPTION	-348
1	33-055-376		YOKE, 1 3/4-20 SPL	1
2	33-055-068		DOUBLE YOKE	1
3	33-055-069		GREASE ZERK	1
4	33-055-377		INBOARD YOKE, 40X36	1
5	33-055-071		CROSS & BEARING KIT	1
6	33-055-072		SPRING PIN, 10 X 90	1
7	33-055-379		INNER PROFILE 40X36	1
8	33-055-381		YOKE, TUBE & SLEEVE W.A.	1
9	33-055-382		CROSS & BEARING KIT	1
10	33-055-076		YOKE, 1 3/8-21 SPL	1
11	33-055-077		CROSS & BEARING KIT	1
12	33-055-078		BEARING RING SC25	2
13	33-055-384		OUTER SHIELD TUBE OVL	1
14	33-055-386		INNER SHIELD TUBE RND	1
15	33-055-387		CV CONE & BEARING ASSY	1
16	33-055-389		SHIELD CONE 4 RIB	1
17	33-055-390		SHIELD CONE 7 RIB	1
18	33-055-084		SCREW	8
19	33-055-085		SUPPORT BEARING	1
20	33-055-086		SAFETY CHAIN	1
21	33-055-391		CAP PLUG	1
22	33-055-142		AS COL KIT	1
23	33-055-392		BOLT, M12	1
24	41-055-015		NUT, M12	1
25	33-055-395		MALE HALF SHAFT	1
26	33-055-396		FEMALE HALF SHAFT	1

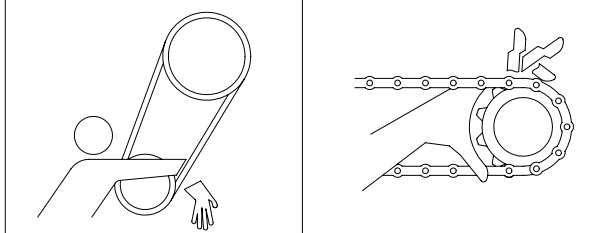
## SAFETY DECAL

 **WARNING**

DO NOT LOCATE HYDRAULIC VALVES OR HOSES INSIDE THE TRACTOR CAB. IF A LEAK WERE TO DEVELOP, THE OPERATOR COULD BE SPRAYED WITH EXTREMELY HOT OIL UNDER HIGH PRESSURE. SERIOUS INJURY OR DEATH COULD RESULT.


**33-050-242**

 **DANGER**




- STAND CLEAR OF ALL ROTATING BELT DRIVE AND CHAIN DRIVE PARTS.
- ENTANGLEMENT WITH ROTATING DRIVE PARTS CAN CAUSE INJURY OR DEATH.

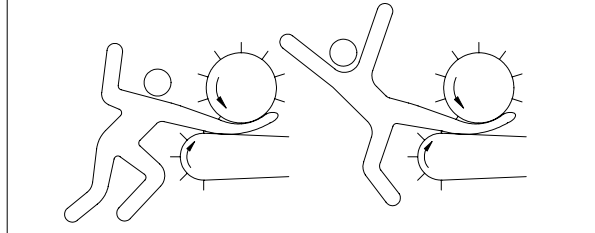
**33-050-248**

 **DANGER**

- ROTATING FAN
- KEEP HANDS OUT OF FAN INLET OPENING.
- CONTACT WITH ROTATING FAN COULD INJURE HANDS.

**33-050-036**


 **DANGER**



TO AVOID DEATH OR SERIOUS INJURY FROM ENTANGLEMENT IN THE AUGER FEEDER SYSTEM:


- DISENGAGE DRIVES AND SHUT OFF TRACTOR ENGINE BEFORE MANUALLY UNPLUGGING.

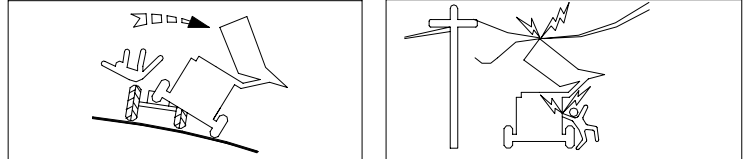
**33-050-247**

 **DANGER**

INSTALL SAFETY STRUTS ON TANK LIFT CYLINDER RAM BEFORE WORKING UNDER TANK.

**33-050-035**

 **WARNING**



TO AVOID SERIOUS INJURY OR DEATH:

- AVOID BANKS AND DITCHES.
- REDUCE SPEED ON TURNS, SLOPES, AND ROUGH TERRAIN.
- AVOID IMPLEMENT CONTACT WITH ELECTRICAL POWER LINES
- NEVER RAISE TANK UNDER POWERLINES, OR ALLOW IMPLEMENT TO COME IN CONTACT WITH ELECTRICAL POWERLINES.
- NEVER RAISE FULL TANK WHILE ON STEEP SLOPES, TERRACES, OR DITCHES. TIP OVER MAY RESULT.

**33-050-146**


The following is a list of serial numbers issued to our machines at the beginning of each year. To determine when a unit was made, find the range within which the particular serial number falls. It would have been produced between January 1 to December 31 of that year.

<b>YEAR</b>	<b>SERIAL NUMBERS</b>
1985	27986-29695
1986	29696-31095
1987	31096-33234
1988	33235-35548
1989	35549-38496
1990	38497-41771
1991	41772-44466
1992	44467-47001
1993	47002-48750
1994	48751-51549
1995	51551-54262
1996	54263-56661
1997	56662-59465
1998	59466-62097
1999	62098-63986
2000	63987-65692
2001	65693-67340
2002	67341-68699
2003	68700-70482
2004	70483-72646
2005	72647-74866
2006	74867-



DEPENDABLE EQUIPMENT FOR PROGRESSIVE FARMING

*Visit us at [www.kelleymfg.com](http://www.kelleymfg.com)*



**MADE IN AMERICA**